

GNU Scientific Library

Reference Manual
Edition 1.10, for GSL Version 1.10
10 September 2007

Mark Galassi

Los Alamos National Laboratory

Jim Davies

Department of Computer Science, Georgia Institute of Technology

James Theiler

Astrophysics and Radiation Measurements Group, Los Alamos National Laboratory

Brian Gough

Network Theory Limited

Gerard Jungman

Theoretical Astrophysics Group, Los Alamos National Laboratory

Michael Booth

Department of Physics and Astronomy, The Johns Hopkins University

Fabrice Rossi

University of Paris-Dauphine

Copyright © 1996, 1997, 1998, 1999, 2000, 2001, 2002, 2003, 2004, 2005, 2006, 2007 The GSL Team.

Permission is granted to copy, distribute and/or modify this document under the terms of the GNU Free Documentation License, Version 1.2 or any later version published by the Free Software Foundation; with the Invariant Sections being “GNU General Public License” and “Free Software Needs Free Documentation”, the Front-Cover text being “A GNU Manual”, and with the Back-Cover Text being (a) (see below). A copy of the license is included in the section entitled “GNU Free Documentation License”.

(a) The Back-Cover Text is: “You have freedom to copy and modify this GNU Manual, like GNU software.” Printed copies of this manual can be purchased from Network Theory Ltd at <http://www.network-theory.co.uk/gsl/manual/>.

The money raised from sales of the manual helps support the development of GSL.

Table of Contents

1	Introduction	1
1.1	Routines available in GSL	1
1.2	GSL is Free Software	1
1.3	Obtaining GSL	2
1.4	No Warranty	2
1.5	Reporting Bugs	3
1.6	Further Information	3
1.7	Conventions used in this manual	3
2	Using the library	4
2.1	An Example Program	4
2.2	Compiling and Linking	4
2.2.1	Linking programs with the library	4
2.2.2	Linking with an alternative BLAS library	5
2.3	Shared Libraries	5
2.4	ANSI C Compliance	6
2.5	Inline functions	6
2.6	Long double	6
2.7	Portability functions	7
2.8	Alternative optimized functions	7
2.9	Support for different numeric types	8
2.10	Compatibility with C++	9
2.11	Aliasing of arrays	9
2.12	Thread-safety	9
2.13	Deprecated Functions	9
2.14	Code Reuse	10
3	Error Handling	11
3.1	Error Reporting	11
3.2	Error Codes	11
3.3	Error Handlers	12
3.4	Using GSL error reporting in your own functions	13
3.5	Examples	14
4	Mathematical Functions	16
4.1	Mathematical Constants	16
4.2	Infinities and Not-a-number	16
4.3	Elementary Functions	17
4.4	Small integer powers	18
4.5	Testing the Sign of Numbers	18
4.6	Testing for Odd and Even Numbers	18
4.7	Maximum and Minimum functions	19
4.8	Approximate Comparison of Floating Point Numbers	19

5	Complex Numbers	21
5.1	Complex numbers	21
5.2	Properties of complex numbers	22
5.3	Complex arithmetic operators	22
5.4	Elementary Complex Functions	23
5.5	Complex Trigonometric Functions	24
5.6	Inverse Complex Trigonometric Functions	24
5.7	Complex Hyperbolic Functions	25
5.8	Inverse Complex Hyperbolic Functions	26
5.9	References and Further Reading	26
6	Polynomials	28
6.1	Polynomial Evaluation	28
6.2	Divided Difference Representation of Polynomials	28
6.3	Quadratic Equations	28
6.4	Cubic Equations	29
6.5	General Polynomial Equations	30
6.6	Examples	30
6.7	References and Further Reading	31
7	Special Functions	32
7.1	Usage	32
7.2	The <code>gsl_sf_result</code> struct	32
7.3	Modes	33
7.4	Airy Functions and Derivatives	33
7.4.1	Airy Functions	33
7.4.2	Derivatives of Airy Functions	34
7.4.3	Zeros of Airy Functions	34
7.4.4	Zeros of Derivatives of Airy Functions	35
7.5	Bessel Functions	35
7.5.1	Regular Cylindrical Bessel Functions	35
7.5.2	Irregular Cylindrical Bessel Functions	35
7.5.3	Regular Modified Cylindrical Bessel Functions	36
7.5.4	Irregular Modified Cylindrical Bessel Functions	37
7.5.5	Regular Spherical Bessel Functions	38
7.5.6	Irregular Spherical Bessel Functions	39
7.5.7	Regular Modified Spherical Bessel Functions	39
7.5.8	Irregular Modified Spherical Bessel Functions	40
7.5.9	Regular Bessel Function—Fractional Order	40
7.5.10	Irregular Bessel Functions—Fractional Order	41
7.5.11	Regular Modified Bessel Functions—Fractional Order	41
7.5.12	Irregular Modified Bessel Functions—Fractional Order	41
7.5.13	Zeros of Regular Bessel Functions	42
7.6	Clausen Functions	42
7.7	Coulomb Functions	42
7.7.1	Normalized Hydrogenic Bound States	42
7.7.2	Coulomb Wave Functions	43

7.7.3	Coulomb Wave Function Normalization Constant	44
7.8	Coupling Coefficients	44
7.8.1	3-j Symbols	44
7.8.2	6-j Symbols	45
7.8.3	9-j Symbols	45
7.9	Dawson Function	45
7.10	Debye Functions	45
7.11	Dilogarithm	46
7.11.1	Real Argument	46
7.11.2	Complex Argument	46
7.12	Elementary Operations	46
7.13	Elliptic Integrals	47
7.13.1	Definition of Legendre Forms	47
7.13.2	Definition of Carlson Forms	47
7.13.3	Legendre Form of Complete Elliptic Integrals	47
7.13.4	Legendre Form of Incomplete Elliptic Integrals	48
7.13.5	Carlson Forms	49
7.14	Elliptic Functions (Jacobi)	49
7.15	Error Functions	50
7.15.1	Error Function	50
7.15.2	Complementary Error Function	50
7.15.3	Log Complementary Error Function	50
7.15.4	Probability functions	50
7.16	Exponential Functions	51
7.16.1	Exponential Function	51
7.16.2	Relative Exponential Functions	51
7.16.3	Exponentiation With Error Estimate	52
7.17	Exponential Integrals	52
7.17.1	Exponential Integral	52
7.17.2	Ei(x)	53
7.17.3	Hyperbolic Integrals	53
7.17.4	Ei ₃ (x)	53
7.17.5	Trigonometric Integrals	53
7.17.6	Arctangent Integral	53
7.18	Fermi-Dirac Function	54
7.18.1	Complete Fermi-Dirac Integrals	54
7.18.2	Incomplete Fermi-Dirac Integrals	55
7.19	Gamma and Beta Functions	55
7.19.1	Gamma Functions	55
7.19.2	Factorials	56
7.19.3	Pochhammer Symbol	57
7.19.4	Incomplete Gamma Functions	57
7.19.5	Beta Functions	58
7.19.6	Incomplete Beta Function	58
7.20	Gegenbauer Functions	58
7.21	Hypergeometric Functions	59
7.22	Laguerre Functions	60
7.23	Lambert W Functions	61

7.24	Legendre Functions and Spherical Harmonics	61
7.24.1	Legendre Polynomials	61
7.24.2	Associated Legendre Polynomials and Spherical Harmonics	62
7.24.3	Conical Functions	63
7.24.4	Radial Functions for Hyperbolic Space	64
7.25	Logarithm and Related Functions	64
7.26	Mathieu Functions	65
7.26.1	Mathieu Function Workspace	65
7.26.2	Mathieu Function Characteristic Values	66
7.26.3	Angular Mathieu Functions	66
7.26.4	Radial Mathieu Functions	66
7.27	Power Function	67
7.28	Psi (Digamma) Function	67
7.28.1	Digamma Function	67
7.28.2	Trigamma Function	68
7.28.3	Polygamma Function	68
7.29	Synchrotron Functions	68
7.30	Transport Functions	68
7.31	Trigonometric Functions	69
7.31.1	Circular Trigonometric Functions	69
7.31.2	Trigonometric Functions for Complex Arguments	69
7.31.3	Hyperbolic Trigonometric Functions	69
7.31.4	Conversion Functions	70
7.31.5	Restriction Functions	70
7.31.6	Trigonometric Functions With Error Estimates	70
7.32	Zeta Functions	70
7.32.1	Riemann Zeta Function	70
7.32.2	Riemann Zeta Function Minus One	71
7.32.3	Hurwitz Zeta Function	71
7.32.4	Eta Function	71
7.33	Examples	71
7.34	References and Further Reading	72
8	Vectors and Matrices	74
8.1	Data types	74
8.2	Blocks	74
8.2.1	Block allocation	75
8.2.2	Reading and writing blocks	75
8.2.3	Example programs for blocks	76
8.3	Vectors	76
8.3.1	Vector allocation	77
8.3.2	Accessing vector elements	77
8.3.3	Initializing vector elements	78
8.3.4	Reading and writing vectors	78
8.3.5	Vector views	79
8.3.6	Copying vectors	81
8.3.7	Exchanging elements	82

8.3.8	Vector operations	82
8.3.9	Finding maximum and minimum elements of vectors	82
8.3.10	Vector properties	83
8.3.11	Example programs for vectors	83
8.4	Matrices	85
8.4.1	Matrix allocation	86
8.4.2	Accessing matrix elements	86
8.4.3	Initializing matrix elements	87
8.4.4	Reading and writing matrices	87
8.4.5	Matrix views	88
8.4.6	Creating row and column views	90
8.4.7	Copying matrices	91
8.4.8	Copying rows and columns	92
8.4.9	Exchanging rows and columns	92
8.4.10	Matrix operations	93
8.4.11	Finding maximum and minimum elements of matrices	93
8.4.12	Matrix properties	94
8.4.13	Example programs for matrices	94
8.5	References and Further Reading	97
9	Permutations	98
9.1	The Permutation struct	98
9.2	Permutation allocation	98
9.3	Accessing permutation elements	99
9.4	Permutation properties	99
9.5	Permutation functions	99
9.6	Applying Permutations	100
9.7	Reading and writing permutations	100
9.8	Permutations in cyclic form	101
9.9	Examples	102
9.10	References and Further Reading	104
10	Combinations	105
10.1	The Combination struct	105
10.2	Combination allocation	105
10.3	Accessing combination elements	106
10.4	Combination properties	106
10.5	Combination functions	106
10.6	Reading and writing combinations	106
10.7	Examples	107
10.8	References and Further Reading	108

11	Sorting	109
11.1	Sorting objects	109
11.2	Sorting vectors	110
11.3	Selecting the k smallest or largest elements	111
11.4	Computing the rank	112
11.5	Examples	112
11.6	References and Further Reading	114
12	BLAS Support	115
12.1	GSL BLAS Interface	116
12.1.1	Level 1	116
12.1.2	Level 2	119
12.1.3	Level 3	121
12.2	Examples	125
12.3	References and Further Reading	126
13	Linear Algebra	127
13.1	LU Decomposition	127
13.2	QR Decomposition	128
13.3	QR Decomposition with Column Pivoting	130
13.4	Singular Value Decomposition	132
13.5	Cholesky Decomposition	133
13.6	Tridiagonal Decomposition of Real Symmetric Matrices	134
13.7	Tridiagonal Decomposition of Hermitian Matrices	134
13.8	Hessenberg Decomposition of Real Matrices	135
13.9	Hessenberg-Triangular Decomposition of Real Matrices	136
13.10	Bidiagonalization	136
13.11	Householder Transformations	137
13.12	Householder solver for linear systems	138
13.13	Tridiagonal Systems	138
13.14	Balancing	139
13.15	Examples	139
13.16	References and Further Reading	141
14	Eigensystems	142
14.1	Real Symmetric Matrices	142
14.2	Complex Hermitian Matrices	143
14.3	Real Nonsymmetric Matrices	143
14.4	Real Generalized Symmetric-Definite Eigensystems	145
14.5	Complex Generalized Hermitian-Definite Eigensystems	146
14.6	Real Generalized Nonsymmetric Eigensystems	147
14.7	Sorting Eigenvalues and Eigenvectors	149
14.8	Examples	150
14.9	References and Further Reading	154

15	Fast Fourier Transforms (FFTs)	156
15.1	Mathematical Definitions	156
15.2	Overview of complex data FFTs	157
15.3	Radix-2 FFT routines for complex data	158
15.4	Mixed-radix FFT routines for complex data	160
15.5	Overview of real data FFTs	164
15.6	Radix-2 FFT routines for real data	165
15.7	Mixed-radix FFT routines for real data	166
15.8	References and Further Reading	171
16	Numerical Integration	173
16.1	Introduction	173
16.1.1	Integrands without weight functions	174
16.1.2	Integrands with weight functions	174
16.1.3	Integrands with singular weight functions	174
16.2	QNG non-adaptive Gauss-Kronrod integration	174
16.3	QAG adaptive integration	175
16.4	QAGS adaptive integration with singularities	175
16.5	QAGP adaptive integration with known singular points	176
16.6	QAGI adaptive integration on infinite intervals	176
16.7	QAWC adaptive integration for Cauchy principal values	177
16.8	QAWS adaptive integration for singular functions	177
16.9	QAWO adaptive integration for oscillatory functions	178
16.10	QAWF adaptive integration for Fourier integrals	180
16.11	Error codes	181
16.12	Examples	181
16.13	References and Further Reading	182
17	Random Number Generation	183
17.1	General comments on random numbers	183
17.2	The Random Number Generator Interface	183
17.3	Random number generator initialization	184
17.4	Sampling from a random number generator	184
17.5	Auxiliary random number generator functions	185
17.6	Random number environment variables	186
17.7	Copying random number generator state	187
17.8	Reading and writing random number generator state	188
17.9	Random number generator algorithms	188
17.10	Unix random number generators	191
17.11	Other random number generators	193
17.12	Performance	196
17.13	Examples	196
17.14	References and Further Reading	198
17.15	Acknowledgements	198

18	Quasi-Random Sequences	199
18.1	Quasi-random number generator initialization	199
18.2	Sampling from a quasi-random number generator	199
18.3	Auxiliary quasi-random number generator functions	199
18.4	Saving and resorting quasi-random number generator state . .	200
18.5	Quasi-random number generator algorithms	200
18.6	Examples	200
18.7	References	201
19	Random Number Distributions	202
19.1	Introduction	202
19.2	The Gaussian Distribution	204
19.3	The Gaussian Tail Distribution	206
19.4	The Bivariate Gaussian Distribution	207
19.5	The Exponential Distribution	208
19.6	The Laplace Distribution	209
19.7	The Exponential Power Distribution	210
19.8	The Cauchy Distribution	211
19.9	The Rayleigh Distribution	212
19.10	The Rayleigh Tail Distribution	213
19.11	The Landau Distribution	214
19.12	The Levy alpha-Stable Distributions	215
19.13	The Levy skew alpha-Stable Distribution	216
19.14	The Gamma Distribution	217
19.15	The Flat (Uniform) Distribution	218
19.16	The Lognormal Distribution	219
19.17	The Chi-squared Distribution	220
19.18	The F-distribution	221
19.19	The t-distribution	222
19.20	The Beta Distribution	223
19.21	The Logistic Distribution	224
19.22	The Pareto Distribution	225
19.23	Spherical Vector Distributions	226
19.24	The Weibull Distribution	227
19.25	The Type-1 Gumbel Distribution	228
19.26	The Type-2 Gumbel Distribution	229
19.27	The Dirichlet Distribution	230
19.28	General Discrete Distributions	231
19.29	The Poisson Distribution	233
19.30	The Bernoulli Distribution	234
19.31	The Binomial Distribution	235
19.32	The Multinomial Distribution	236
19.33	The Negative Binomial Distribution	237
19.34	The Pascal Distribution	238
19.35	The Geometric Distribution	239
19.36	The Hypergeometric Distribution	240
19.37	The Logarithmic Distribution	241
19.38	Shuffling and Sampling	242

19.39	Examples	243
19.40	References and Further Reading	246
20	Statistics	247
20.1	Mean, Standard Deviation and Variance	247
20.2	Absolute deviation	248
20.3	Higher moments (skewness and kurtosis)	248
20.4	Autocorrelation	250
20.5	Covariance	250
20.6	Correlation	250
20.7	Weighted Samples	250
20.8	Maximum and Minimum values	252
20.9	Median and Percentiles	253
20.10	Examples	254
20.11	References and Further Reading	256
21	Histograms	257
21.1	The histogram struct	257
21.2	Histogram allocation	258
21.3	Copying Histograms	259
21.4	Updating and accessing histogram elements	259
21.5	Searching histogram ranges	260
21.6	Histogram Statistics	260
21.7	Histogram Operations	261
21.8	Reading and writing histograms	261
21.9	Resampling from histograms	262
21.10	The histogram probability distribution struct	262
21.11	Example programs for histograms	264
21.12	Two dimensional histograms	265
21.13	The 2D histogram struct	265
21.14	2D Histogram allocation	266
21.15	Copying 2D Histograms	267
21.16	Updating and accessing 2D histogram elements	267
21.17	Searching 2D histogram ranges	268
21.18	2D Histogram Statistics	268
21.19	2D Histogram Operations	269
21.20	Reading and writing 2D histograms	270
21.21	Resampling from 2D histograms	271
21.22	Example programs for 2D histograms	273

22	N-tuples	275
22.1	The ntuple struct	275
22.2	Creating ntuples	275
22.3	Opening an existing ntuple file	275
22.4	Writing ntuples	276
22.5	Reading ntuples	276
22.6	Closing an ntuple file	276
22.7	Histogramming ntuple values	276
22.8	Examples	277
22.9	References and Further Reading	280
23	Monte Carlo Integration	281
23.1	Interface	281
23.2	PLAIN Monte Carlo	282
23.3	MISER	283
23.4	VEGAS	285
23.5	Examples	288
23.6	References and Further Reading	290
24	Simulated Annealing	292
24.1	Simulated Annealing algorithm	292
24.2	Simulated Annealing functions	292
24.3	Examples	294
24.3.1	Trivial example	294
24.3.2	Traveling Salesman Problem	296
24.4	References and Further Reading	299
25	Ordinary Differential Equations	300
25.1	Defining the ODE System	300
25.2	Stepping Functions	301
25.3	Adaptive Step-size Control	302
25.4	Evolution	304
25.5	Examples	305
25.6	References and Further Reading	308
26	Interpolation	310
26.1	Introduction	310
26.2	Interpolation Functions	310
26.3	Interpolation Types	310
26.4	Index Look-up and Acceleration	311
26.5	Evaluation of Interpolating Functions	312
26.6	Higher-level Interface	313
26.7	Examples	313
26.8	References and Further Reading	316

27	Numerical Differentiation	317
27.1	Functions	317
27.2	Examples	318
27.3	References and Further Reading	319
28	Chebyshev Approximations	320
28.1	Definitions	320
28.2	Creation and Calculation of Chebyshev Series	320
28.3	Chebyshev Series Evaluation	320
28.4	Derivatives and Integrals	321
28.5	Examples	321
28.6	References and Further Reading	323
29	Series Acceleration	324
29.1	Acceleration functions	324
29.2	Acceleration functions without error estimation	324
29.3	Examples	325
29.4	References and Further Reading	327
30	Wavelet Transforms	328
30.1	Definitions	328
30.2	Initialization	328
30.3	Transform Functions	329
30.3.1	Wavelet transforms in one dimension	329
30.3.2	Wavelet transforms in two dimension	330
30.4	Examples	331
30.5	References and Further Reading	333
31	Discrete Hankel Transforms	335
31.1	Definitions	335
31.2	Functions	335
31.3	References and Further Reading	336
32	One dimensional Root-Finding	337
32.1	Overview	337
32.2	Caveats	337
32.3	Initializing the Solver	338
32.4	Providing the function to solve	339
32.5	Search Bounds and Guesses	341
32.6	Iteration	341
32.7	Search Stopping Parameters	342
32.8	Root Bracketing Algorithms	343
32.9	Root Finding Algorithms using Derivatives	344
32.10	Examples	345
32.11	References and Further Reading	349

33	One dimensional Minimization	351
33.1	Overview	351
33.2	Caveats	352
33.3	Initializing the Minimizer	352
33.4	Providing the function to minimize	353
33.5	Iteration	353
33.6	Stopping Parameters	354
33.7	Minimization Algorithms	354
33.8	Examples	355
33.9	References and Further Reading	357
34	Multidimensional Root-Finding	358
34.1	Overview	358
34.2	Initializing the Solver	359
34.3	Providing the function to solve	360
34.4	Iteration	362
34.5	Search Stopping Parameters	363
34.6	Algorithms using Derivatives	364
34.7	Algorithms without Derivatives	365
34.8	Examples	366
34.9	References and Further Reading	371
35	Multidimensional Minimization	372
35.1	Overview	372
35.2	Caveats	372
35.3	Initializing the Multidimensional Minimizer	373
35.4	Providing a function to minimize	374
35.5	Iteration	376
35.6	Stopping Criteria	376
35.7	Algorithms	377
35.8	Examples	378
35.9	References and Further Reading	382
36	Least-Squares Fitting	383
36.1	Overview	383
36.2	Linear regression	384
36.3	Linear fitting without a constant term	384
36.4	Multi-parameter fitting	385
36.5	Examples	386
36.6	References and Further Reading	392

37	Nonlinear Least-Squares Fitting	393
37.1	Overview	393
37.2	Initializing the Solver	393
37.3	Providing the Function to be Minimized	394
37.4	Iteration	395
37.5	Search Stopping Parameters	396
37.6	Minimization Algorithms using Derivatives	397
37.7	Minimization Algorithms without Derivatives	398
37.8	Computing the covariance matrix of best fit parameters	398
37.9	Examples	398
37.10	References and Further Reading	404
38	Basis Splines	405
38.1	Overview	405
38.2	Initializing the B-splines solver	405
38.3	Constructing the knots vector	405
38.4	Evaluation of B-splines	406
38.5	Example programs for B-splines	406
38.6	References and Further Reading	409
39	Physical Constants	410
39.1	Fundamental Constants	410
39.2	Astronomy and Astrophysics	411
39.3	Atomic and Nuclear Physics	411
39.4	Measurement of Time	412
39.5	Imperial Units	412
39.6	Speed and Nautical Units	413
39.7	Printers Units	413
39.8	Volume, Area and Length	413
39.9	Mass and Weight	414
39.10	Thermal Energy and Power	414
39.11	Pressure	414
39.12	Viscosity	415
39.13	Light and Illumination	415
39.14	Radioactivity	415
39.15	Force and Energy	416
39.16	Prefixes	416
39.17	Examples	417
39.18	References and Further Reading	418
40	IEEE floating-point arithmetic	419
40.1	Representation of floating point numbers	419
40.2	Setting up your IEEE environment	421
40.3	References and Further Reading	424

Appendix A	Debugging Numerical Programs	425
.....		
A.1	Using gdb	425
A.2	Examining floating point registers	426
A.3	Handling floating point exceptions	426
A.4	GCC warning options for numerical programs	427
A.5	References and Further Reading	428
Appendix B	Contributors to GSL	429
Appendix C	Autoconf Macros	431
Appendix D	GSL CBLAS Library	433
D.1	Level 1	433
D.2	Level 2	435
D.3	Level 3	440
D.4	Examples	444
Free Software Needs Free Documentation	446
GNU General Public License	448
GNU Free Documentation License	455
Function Index	460
Variable Index	476
Type Index	477
Concept Index	478

1 Introduction

The GNU Scientific Library (GSL) is a collection of routines for numerical computing. The routines have been written from scratch in C, and present a modern Applications Programming Interface (API) for C programmers, allowing wrappers to be written for very high level languages. The source code is distributed under the GNU General Public License.

1.1 Routines available in GSL

The library covers a wide range of topics in numerical computing. Routines are available for the following areas,

Complex Numbers	Roots of Polynomials
Special Functions	Vectors and Matrices
Permutations	Combinations
Sorting	BLAS Support
Linear Algebra	CBLAS Library
Fast Fourier Transforms	Eigensystems
Random Numbers	Quadrature
Random Distributions	Quasi-Random Sequences
Histograms	Statistics
Monte Carlo Integration	N-Tuples
Differential Equations	Simulated Annealing
Numerical Differentiation	Interpolation
Series Acceleration	Chebyshev Approximations
Root-Finding	Discrete Hankel Transforms
Least-Squares Fitting	Minimization
IEEE Floating-Point	Physical Constants
Wavelets	

The use of these routines is described in this manual. Each chapter provides detailed definitions of the functions, followed by example programs and references to the articles on which the algorithms are based.

Where possible the routines have been based on reliable public-domain packages such as FFTPACK and QUADPACK, which the developers of GSL have reimplemented in C with modern coding conventions.

1.2 GSL is Free Software

The subroutines in the GNU Scientific Library are “free software”; this means that everyone is free to use them, and to redistribute them in other free programs. The library is not in the public domain; it is copyrighted and there are conditions on its distribution. These conditions are designed to permit everything that a good cooperating citizen would want to do. What is not allowed is to try to prevent others from further sharing any version of the software that they might get from you.

Specifically, we want to make sure that you have the right to share copies of programs that you are given which use the GNU Scientific Library, that you receive their source code

or else can get it if you want it, that you can change these programs or use pieces of them in new free programs, and that you know you can do these things.

To make sure that everyone has such rights, we have to forbid you to deprive anyone else of these rights. For example, if you distribute copies of any code which uses the GNU Scientific Library, you must give the recipients all the rights that you have received. You must make sure that they, too, receive or can get the source code, both to the library and the code which uses it. And you must tell them their rights. This means that the library should not be redistributed in proprietary programs.

Also, for our own protection, we must make certain that everyone finds out that there is no warranty for the GNU Scientific Library. If these programs are modified by someone else and passed on, we want their recipients to know that what they have is not what we distributed, so that any problems introduced by others will not reflect on our reputation.

The precise conditions for the distribution of software related to the GNU Scientific Library are found in the GNU General Public License (see [GNU General Public License], page 448). Further information about this license is available from the GNU Project webpage *Frequently Asked Questions about the GNU GPL*,

<http://www.gnu.org/copyleft/gpl-faq.html>

The Free Software Foundation also operates a license consulting service for commercial users (contact details available from <http://www.fsf.org/>).

1.3 Obtaining GSL

The source code for the library can be obtained in different ways, by copying it from a friend, purchasing it on CDROM or downloading it from the internet. A list of public ftp servers which carry the source code can be found on the GNU website,

<http://www.gnu.org/software/gsl/>

The preferred platform for the library is a GNU system, which allows it to take advantage of additional features in the GNU C compiler and GNU C library. However, the library is fully portable and should compile on most systems with a C compiler. Precompiled versions of the library can be purchased from commercial redistributors listed on the website above.

Announcements of new releases, updates and other relevant events are made on the info-gsl@gnu.org mailing list. To subscribe to this low-volume list, send an email of the following form:

To: info-gsl-request@gnu.org
Subject: subscribe

You will receive a response asking you to reply in order to confirm your subscription.

1.4 No Warranty

The software described in this manual has no warranty, it is provided “as is”. It is your responsibility to validate the behavior of the routines and their accuracy using the source code provided, or to purchase support and warranties from commercial redistributors. Consult the GNU General Public license for further details (see [GNU General Public License], page 448).

1.5 Reporting Bugs

A list of known bugs can be found in the ‘BUGS’ file included in the GSL distribution. Details of compilation problems can be found in the ‘INSTALL’ file.

If you find a bug which is not listed in these files, please report it to bug-gsl@gnu.org.

All bug reports should include:

- The version number of GSL
- The hardware and operating system
- The compiler used, including version number and compilation options
- A description of the bug behavior
- A short program which exercises the bug

It is useful if you can check whether the same problem occurs when the library is compiled without optimization. Thank you.

Any errors or omissions in this manual can also be reported to the same address.

1.6 Further Information

Additional information, including online copies of this manual, links to related projects, and mailing list archives are available from the website mentioned above.

Any questions about the use and installation of the library can be asked on the mailing list help-gsl@gnu.org. To subscribe to this list, send an email of the following form:

```
To: help-gsl-request@gnu.org
Subject: subscribe
```

This mailing list can be used to ask questions not covered by this manual, and to contact the developers of the library.

If you would like to refer to the GNU Scientific Library in a journal article, the recommended way is to cite this reference manual, e.g. *M. Galassi et al, GNU Scientific Library Reference Manual (2nd Ed.), ISBN 0954161734*.

If you want to give a url, use “<http://www.gnu.org/software/gsl/>”.

1.7 Conventions used in this manual

This manual contains many examples which can be typed at the keyboard. A command entered at the terminal is shown like this,

```
$ command
```

The first character on the line is the terminal prompt, and should not be typed. The dollar sign ‘\$’ is used as the standard prompt in this manual, although some systems may use a different character.

The examples assume the use of the GNU operating system. There may be minor differences in the output on other systems. The commands for setting environment variables use the Bourne shell syntax of the standard GNU shell (**bash**).

2 Using the library

This chapter describes how to compile programs that use GSL, and introduces its conventions.

2.1 An Example Program

The following short program demonstrates the use of the library by computing the value of the Bessel function $J_0(x)$ for $x = 5$,

```
#include <stdio.h>
#include <gsl/gsl_sf_bessel.h>

int
main (void)
{
    double x = 5.0;
    double y = gsl_sf_bessel_J0 (x);
    printf ("J0(%g) = %.18e\n", x, y);
    return 0;
}
```

The output is shown below, and should be correct to double-precision accuracy,

```
J0(5) = -1.775967713143382920e-01
```

The steps needed to compile this program are described in the following sections.

2.2 Compiling and Linking

The library header files are installed in their own ‘gsl’ directory. You should write any preprocessor include statements with a ‘gsl/’ directory prefix thus,

```
#include <gsl/gsl_math.h>
```

If the directory is not installed on the standard search path of your compiler you will also need to provide its location to the preprocessor as a command line flag. The default location of the ‘gsl’ directory is ‘/usr/local/include/gsl’. A typical compilation command for a source file ‘example.c’ with the GNU C compiler `gcc` is,

```
$ gcc -Wall -I/usr/local/include -c example.c
```

This results in an object file ‘example.o’. The default include path for `gcc` searches ‘/usr/local/include’ automatically so the `-I` option can actually be omitted when GSL is installed in its default location.

2.2.1 Linking programs with the library

The library is installed as a single file, ‘libgsl.a’. A shared version of the library ‘libgsl.so’ is also installed on systems that support shared libraries. The default location of these files is ‘/usr/local/lib’. If this directory is not on the standard search path of your linker you will also need to provide its location as a command line flag.

To link against the library you need to specify both the main library and a supporting CBLAS library, which provides standard basic linear algebra subroutines. A suitable CBLAS

implementation is provided in the library `'libgslcblas.a'` if your system does not provide one. The following example shows how to link an application with the library,

```
$ gcc -L/usr/local/lib example.o -lgsl -lgslcblas -lm
```

The default library path for `gcc` searches `'/usr/local/lib'` automatically so the `-L` option can be omitted when GSL is installed in its default location.

2.2.2 Linking with an alternative BLAS library

The following command line shows how you would link the same application with an alternative CBLAS library called `'libcblas'`,

```
$ gcc example.o -lgsl -lcblas -lm
```

For the best performance an optimized platform-specific CBLAS library should be used for `-lcblas`. The library must conform to the CBLAS standard. The ATLAS package provides a portable high-performance BLAS library with a CBLAS interface. It is free software and should be installed for any work requiring fast vector and matrix operations. The following command line will link with the ATLAS library and its CBLAS interface,

```
$ gcc example.o -lgsl -lcblas -latlas -lm
```

For more information see Chapter 12 [BLAS Support], page 115.

2.3 Shared Libraries

To run a program linked with the shared version of the library the operating system must be able to locate the corresponding `'so'` file at runtime. If the library cannot be found, the following error will occur:

```
$ ./a.out
./a.out: error while loading shared libraries:
libgsl.so.0: cannot open shared object file: No such
file or directory
```

To avoid this error, define the shell variable `LD_LIBRARY_PATH` to include the directory where the library is installed.

For example, in the Bourne shell (`/bin/sh` or `/bin/bash`), the library search path can be set with the following commands:

```
$ LD_LIBRARY_PATH=/usr/local/lib:$LD_LIBRARY_PATH
$ export LD_LIBRARY_PATH
$ ./example
```

In the C-shell (`/bin/csh` or `/bin/tcsh`) the equivalent command is,

```
% setenv LD_LIBRARY_PATH /usr/local/lib:$LD_LIBRARY_PATH
```

The standard prompt for the C-shell in the example above is the percent character `'%'`, and should not be typed as part of the command.

To save retyping these commands each session they should be placed in an individual or system-wide login file.

To compile a statically linked version of the program, use the `-static` flag in `gcc`,

```
$ gcc -static example.o -lgsl -lgslcblas -lm
```

2.4 ANSI C Compliance

The library is written in ANSI C and is intended to conform to the ANSI C standard (C89). It should be portable to any system with a working ANSI C compiler.

The library does not rely on any non-ANSI extensions in the interface it exports to the user. Programs you write using GSL can be ANSI compliant. Extensions which can be used in a way compatible with pure ANSI C are supported, however, via conditional compilation. This allows the library to take advantage of compiler extensions on those platforms which support them.

When an ANSI C feature is known to be broken on a particular system the library will exclude any related functions at compile-time. This should make it impossible to link a program that would use these functions and give incorrect results.

To avoid namespace conflicts all exported function names and variables have the prefix `gsl_`, while exported macros have the prefix `GSL_`.

2.5 Inline functions

The `inline` keyword is not part of the original ANSI C standard (C89) and the library does not export any inline function definitions by default. However, the library provides optional inline versions of performance-critical functions by conditional compilation. The inline versions of these functions can be included by defining the macro `HAVE_INLINE` when compiling an application,

```
$ gcc -Wall -c -DHAVE_INLINE example.c
```

If you use `autoconf` this macro can be defined automatically. If you do not define the macro `HAVE_INLINE` then the slower non-inlined versions of the functions will be used instead.

Note that the actual usage of the inline keyword is `extern inline`, which eliminates unnecessary function definitions in GCC. If the form `extern inline` causes problems with other compilers a stricter `autoconf` test can be used, see Appendix C [Autoconf Macros], page 431.

2.6 Long double

The extended numerical type `long double` is part of the ANSI C standard and should be available in every modern compiler. However, the precision of `long double` is platform dependent, and this should be considered when using it. The IEEE standard only specifies the minimum precision of extended precision numbers, while the precision of `double` is the same on all platforms.

In some system libraries the `stdio.h` formatted input/output functions `printf` and `scanf` are not implemented correctly for `long double`. Undefined or incorrect results are avoided by testing these functions during the `configure` stage of library compilation and eliminating certain GSL functions which depend on them if necessary. The corresponding line in the `configure` output looks like this,

```
checking whether printf works with long double... no
```

Consequently when `long double` formatted input/output does not work on a given system it should be impossible to link a program which uses GSL functions dependent on this.

If it is necessary to work on a system which does not support formatted `long double` input/output then the options are to use binary formats or to convert `long double` results into `double` for reading and writing.

2.7 Portability functions

To help in writing portable applications GSL provides some implementations of functions that are found in other libraries, such as the BSD math library. You can write your application to use the native versions of these functions, and substitute the GSL versions via a preprocessor macro if they are unavailable on another platform.

For example, after determining whether the BSD function `hypot` is available you can include the following macro definitions in a file ‘`config.h`’ with your application,

```
/* Substitute gsl_hypot for missing system hypot */

#ifdef HAVE_HYPOT
#define hypot gsl_hypot
#endif
```

The application source files can then use the include command `#include <config.h>` to replace each occurrence of `hypot` by `gsl_hypot` when `hypot` is not available. This substitution can be made automatically if you use `autoconf`, see Appendix C [Autoconf Macros], page 431.

In most circumstances the best strategy is to use the native versions of these functions when available, and fall back to GSL versions otherwise, since this allows your application to take advantage of any platform-specific optimizations in the system library. This is the strategy used within GSL itself.

2.8 Alternative optimized functions

The main implementation of some functions in the library will not be optimal on all architectures. For example, there are several ways to compute a Gaussian random variate and their relative speeds are platform-dependent. In cases like this the library provides alternative implementations of these functions with the same interface. If you write your application using calls to the standard implementation you can select an alternative version later via a preprocessor definition. It is also possible to introduce your own optimized functions this way while retaining portability. The following lines demonstrate the use of a platform-dependent choice of methods for sampling from the Gaussian distribution,

```
#ifdef SPARC
#define gsl_ran_gaussian gsl_ran_gaussian_ratio_method
#endif
#ifdef INTEL
#define gsl_ran_gaussian my_gaussian
#endif
```

These lines would be placed in the configuration header file ‘`config.h`’ of the application, which should then be included by all the source files. Note that the alternative implementations will not produce bit-for-bit identical results, and in the case of random number distributions will produce an entirely different stream of random variates.

2.9 Support for different numeric types

Many functions in the library are defined for different numeric types. This feature is implemented by varying the name of the function with a type-related modifier—a primitive form of C++ templates. The modifier is inserted into the function name after the initial module prefix. The following table shows the function names defined for all the numeric types of an imaginary module `gsl_foo` with function `fn`,

<code>gsl_foo_fn</code>	<code>double</code>
<code>gsl_foo_long_double_fn</code>	<code>long double</code>
<code>gsl_foo_float_fn</code>	<code>float</code>
<code>gsl_foo_long_fn</code>	<code>long</code>
<code>gsl_foo_ulong_fn</code>	<code>unsigned long</code>
<code>gsl_foo_int_fn</code>	<code>int</code>
<code>gsl_foo_uint_fn</code>	<code>unsigned int</code>
<code>gsl_foo_short_fn</code>	<code>short</code>
<code>gsl_foo_ushort_fn</code>	<code>unsigned short</code>
<code>gsl_foo_char_fn</code>	<code>char</code>
<code>gsl_foo_uchar_fn</code>	<code>unsigned char</code>

The normal numeric precision `double` is considered the default and does not require a suffix. For example, the function `gsl_stats_mean` computes the mean of double precision numbers, while the function `gsl_stats_int_mean` computes the mean of integers.

A corresponding scheme is used for library defined types, such as `gsl_vector` and `gsl_matrix`. In this case the modifier is appended to the type name. For example, if a module defines a new type-dependent struct or typedef `gsl_foo` it is modified for other types in the following way,

<code>gsl_foo</code>	<code>double</code>
<code>gsl_foo_long_double</code>	<code>long double</code>
<code>gsl_foo_float</code>	<code>float</code>
<code>gsl_foo_long</code>	<code>long</code>
<code>gsl_foo_ulong</code>	<code>unsigned long</code>
<code>gsl_foo_int</code>	<code>int</code>
<code>gsl_foo_uint</code>	<code>unsigned int</code>
<code>gsl_foo_short</code>	<code>short</code>
<code>gsl_foo_ushort</code>	<code>unsigned short</code>
<code>gsl_foo_char</code>	<code>char</code>
<code>gsl_foo_uchar</code>	<code>unsigned char</code>

When a module contains type-dependent definitions the library provides individual header files for each type. The filenames are modified as shown in the below. For convenience the default header includes the definitions for all the types. To include only the double precision header file, or any other specific type, use its individual filename.

<code>#include <gsl/gsl_foo.h></code>	All types
<code>#include <gsl/gsl_foo_double.h></code>	double
<code>#include <gsl/gsl_foo_long_double.h></code>	long double
<code>#include <gsl/gsl_foo_float.h></code>	float
<code>#include <gsl/gsl_foo_long.h></code>	long
<code>#include <gsl/gsl_foo_ulong.h></code>	unsigned long


```

#include <gsl/gsl_foo_int.h>           int
#include <gsl/gsl_foo_uint.h>         unsigned int
#include <gsl/gsl_foo_short.h>        short
#include <gsl/gsl_foo_ushort.h>       unsigned short
#include <gsl/gsl_foo_char.h>         char
#include <gsl/gsl_foo_uchar.h>        unsigned char

```

2.10 Compatibility with C++

The library header files automatically define functions to have **extern "C"** linkage when included in C++ programs. This allows the functions to be called directly from C++.

To use C++ exception handling within user-defined functions passed to the library as parameters, the library must be built with the additional **CFLAGS** compilation option **'-fexceptions'**.

2.11 Aliasing of arrays

The library assumes that arrays, vectors and matrices passed as modifiable arguments are not aliased and do not overlap with each other. This removes the need for the library to handle overlapping memory regions as a special case, and allows additional optimizations to be used. If overlapping memory regions are passed as modifiable arguments then the results of such functions will be undefined. If the arguments will not be modified (for example, if a function prototype declares them as **const** arguments) then overlapping or aliased memory regions can be safely used.

2.12 Thread-safety

The library can be used in multi-threaded programs. All the functions are thread-safe, in the sense that they do not use static variables. Memory is always associated with objects and not with functions. For functions which use *workspace* objects as temporary storage the workspaces should be allocated on a per-thread basis. For functions which use *table* objects as read-only memory the tables can be used by multiple threads simultaneously. Table arguments are always declared **const** in function prototypes, to indicate that they may be safely accessed by different threads.

There are a small number of static global variables which are used to control the overall behavior of the library (e.g. whether to use range-checking, the function to call on fatal error, etc). These variables are set directly by the user, so they should be initialized once at program startup and not modified by different threads.

2.13 Deprecated Functions

From time to time, it may be necessary for the definitions of some functions to be altered or removed from the library. In these circumstances the functions will first be declared *deprecated* and then removed from subsequent versions of the library. Functions that are deprecated can be disabled in the current release by setting the preprocessor definition **GSL_DISABLE_DEPRECATED**. This allows existing code to be tested for forwards compatibility.

2.14 Code Reuse

Where possible the routines in the library have been written to avoid dependencies between modules and files. This should make it possible to extract individual functions for use in your own applications, without needing to have the whole library installed. You may need to define certain macros such as `GSL_ERROR` and remove some `#include` statements in order to compile the files as standalone units. Reuse of the library code in this way is encouraged, subject to the terms of the GNU General Public License.

3 Error Handling

This chapter describes the way that GSL functions report and handle errors. By examining the status information returned by every function you can determine whether it succeeded or failed, and if it failed you can find out what the precise cause of failure was. You can also define your own error handling functions to modify the default behavior of the library.

The functions described in this section are declared in the header file ‘`gsl_errno.h`’.

3.1 Error Reporting

The library follows the thread-safe error reporting conventions of the POSIX Threads library. Functions return a non-zero error code to indicate an error and 0 to indicate success.

```
int status = gsl_function (...)  
  
if (status) { /* an error occurred */  
    .....  
    /* status value specifies the type of error */  
}
```

The routines report an error whenever they cannot perform the task requested of them. For example, a root-finding function would return a non-zero error code if could not converge to the requested accuracy, or exceeded a limit on the number of iterations. Situations like this are a normal occurrence when using any mathematical library and you should check the return status of the functions that you call.

Whenever a routine reports an error the return value specifies the type of error. The return value is analogous to the value of the variable `errno` in the C library. The caller can examine the return code and decide what action to take, including ignoring the error if it is not considered serious.

In addition to reporting errors by return codes the library also has an error handler function `gsl_error`. This function is called by other library functions when they report an error, just before they return to the caller. The default behavior of the error handler is to print a message and abort the program,

```
gsl: file.c:67: ERROR: invalid argument supplied by user  
Default GSL error handler invoked.  
Aborted
```

The purpose of the `gsl_error` handler is to provide a function where a breakpoint can be set that will catch library errors when running under the debugger. It is not intended for use in production programs, which should handle any errors using the return codes.

3.2 Error Codes

The error code numbers returned by library functions are defined in the file ‘`gsl_errno.h`’. They all have the prefix `GSL_` and expand to non-zero constant integer values. Error codes above 1024 are reserved for applications, and are not used by the library. Many of the error codes use the same base name as the corresponding error code in the C library. Here are some of the most common error codes,

- int** **GSL_EDOM** [Macro]
 Domain error; used by mathematical functions when an argument value does not fall into the domain over which the function is defined (like EDOM in the C library)
- int** **GSL_ERANGE** [Macro]
 Range error; used by mathematical functions when the result value is not representable because of overflow or underflow (like ERANGE in the C library)
- int** **GSL_ENOMEM** [Macro]
 No memory available. The system cannot allocate more virtual memory because its capacity is full (like ENOMEM in the C library). This error is reported when a GSL routine encounters problems when trying to allocate memory with `malloc`.
- int** **GSL_EINVAL** [Macro]
 Invalid argument. This is used to indicate various kinds of problems with passing the wrong argument to a library function (like EINVAL in the C library).

The error codes can be converted into an error message using the function `gsl_strerror`.

- const char *** **gsl_strerror** (*const int* *gsl_errno*) [Function]
 This function returns a pointer to a string describing the error code *gsl_errno*. For example,
- ```
printf ("error: %s\n", gsl_strerror (status));
```
- would print an error message like **error: output range error** for a status value of **GSL\_ERANGE**.

### 3.3 Error Handlers

The default behavior of the GSL error handler is to print a short message and call `abort`. When this default is in use programs will stop with a core-dump whenever a library routine reports an error. This is intended as a fail-safe default for programs which do not check the return status of library routines (we don't encourage you to write programs this way).

If you turn off the default error handler it is your responsibility to check the return values of routines and handle them yourself. You can also customize the error behavior by providing a new error handler. For example, an alternative error handler could log all errors to a file, ignore certain error conditions (such as underflows), or start the debugger and attach it to the current process when an error occurs.

All GSL error handlers have the type `gsl_error_handler_t`, which is defined in `'gsl_errno.h'`,

- gsl\_error\_handler\_t** [Data Type]  
 This is the type of GSL error handler functions. An error handler will be passed four arguments which specify the reason for the error (a string), the name of the source file in which it occurred (also a string), the line number in that file (an integer) and the error number (an integer). The source file and line number are set at compile time using the `__FILE__` and `__LINE__` directives in the preprocessor. An error handler function returns type `void`. Error handler functions should be defined like this,

```
void handler (const char * reason,
 const char * file,
 int line,
 int gsl_errno)
```

To request the use of your own error handler you need to call the function `gsl_set_error_handler` which is also declared in ‘`gsl_errno.h`’,

```
gsl_error_handler_t * gsl_set_error_handler [Function]
(gsl_error_handler_t * new_handler)
```

This function sets a new error handler, *new\_handler*, for the GSL library routines. The previous handler is returned (so that you can restore it later). Note that the pointer to a user defined error handler function is stored in a static variable, so there can be only one error handler per program. This function should be not be used in multi-threaded programs except to set up a program-wide error handler from a master thread. The following example shows how to set and restore a new error handler,

```
/* save original handler, install new handler */
old_handler = gsl_set_error_handler (&my_handler);

/* code uses new handler */
.....

/* restore original handler */
gsl_set_error_handler (old_handler);
```

To use the default behavior (abort on error) set the error handler to NULL,

```
old_handler = gsl_set_error_handler (NULL);
```

```
gsl_error_handler_t * gsl_set_error_handler_off () [Function]
```

This function turns off the error handler by defining an error handler which does nothing. This will cause the program to continue after any error, so the return values from any library routines must be checked. This is the recommended behavior for production programs. The previous handler is returned (so that you can restore it later).

The error behavior can be changed for specific applications by recompiling the library with a customized definition of the `GSL_ERROR` macro in the file ‘`gsl_errno.h`’.

### 3.4 Using GSL error reporting in your own functions

If you are writing numerical functions in a program which also uses GSL code you may find it convenient to adopt the same error reporting conventions as in the library.

To report an error you need to call the function `gsl_error` with a string describing the error and then return an appropriate error code from `gsl_errno.h`, or a special value, such as NaN. For convenience the file ‘`gsl_errno.h`’ defines two macros which carry out these steps:

```
GSL_ERROR (reason, gsl_errno) [Macro]
```

This macro reports an error using the GSL conventions and returns a status value of `gsl_errno`. It expands to the following code fragment,

```

 gsl_error (reason, __FILE__, __LINE__, gsl_errno);
 return gsl_errno;

```

The macro definition in ‘`gsl_errno.h`’ actually wraps the code in a `do { ... } while (0)` block to prevent possible parsing problems.

Here is an example of how the macro could be used to report that a routine did not achieve a requested tolerance. To report the error the routine needs to return the error code `GSL_ETOL`.

```

 if (residual > tolerance)
 {
 GSL_ERROR("residual exceeds tolerance", GSL_ETOL);
 }

```

`GSL_ERROR_VAL (reason, gsl_errno, value)` [Macro]

This macro is the same as `GSL_ERROR` but returns a user-defined value of *value* instead of an error code. It can be used for mathematical functions that return a floating point value.

The following example shows how to return a NaN at a mathematical singularity using the `GSL_ERROR_VAL` macro,

```

 if (x == 0)
 {
 GSL_ERROR_VAL("argument lies on singularity",
 GSL_ERANGE, GSL_NAN);
 }

```

## 3.5 Examples

Here is an example of some code which checks the return value of a function where an error might be reported,

```

#include <stdio.h>
#include <gsl/gsl_errno.h>
#include <gsl/gsl_fft_complex.h>

...
int status;
size_t n = 37;

gsl_set_error_handler_off();

status = gsl_fft_complex_radix2_forward (data, n);

if (status) {
 if (status == GSL_EINVAL) {
 fprintf (stderr, "invalid argument, n=%d\n", n);
 } else {
 fprintf (stderr, "failed, gsl_errno=%d\n",

```

```
 status);
 }
 exit (-1);
}
...
```

The function `gsl_fft_complex_radix2` only accepts integer lengths which are a power of two. If the variable `n` is not a power of two then the call to the library function will return `GSL_EINVAL`, indicating that the length argument is invalid. The function call to `gsl_set_error_handler_off` stops the default error handler from aborting the program. The `else` clause catches any other possible errors.

## 4 Mathematical Functions

This chapter describes basic mathematical functions. Some of these functions are present in system libraries, but the alternative versions given here can be used as a substitute when the system functions are not available.

The functions and macros described in this chapter are defined in the header file ‘`gsl_math.h`’.

### 4.1 Mathematical Constants

The library ensures that the standard BSD mathematical constants are defined. For reference, here is a list of the constants:

|                         |                                                      |
|-------------------------|------------------------------------------------------|
| <code>M_E</code>        | The base of exponentials, $e$                        |
| <code>M_LOG2E</code>    | The base-2 logarithm of $e$ , $\log_2(e)$            |
| <code>M_LOG10E</code>   | The base-10 logarithm of $e$ , $\log_{10}(e)$        |
| <code>M_SQRT2</code>    | The square root of two, $\sqrt{2}$                   |
| <code>M_SQRT1_2</code>  | The square root of one-half, $\sqrt{1/2}$            |
| <code>M_SQRT3</code>    | The square root of three, $\sqrt{3}$                 |
| <code>M_PI</code>       | The constant pi, $\pi$                               |
| <code>M_PI_2</code>     | Pi divided by two, $\pi/2$                           |
| <code>M_PI_4</code>     | Pi divided by four, $\pi/4$                          |
| <code>M_SQRTPI</code>   | The square root of pi, $\sqrt{\pi}$                  |
| <code>M_2_SQRTPI</code> | Two divided by the square root of pi, $2/\sqrt{\pi}$ |
| <code>M_1_PI</code>     | The reciprocal of pi, $1/\pi$                        |
| <code>M_2_PI</code>     | Twice the reciprocal of pi, $2/\pi$                  |
| <code>M_LN10</code>     | The natural logarithm of ten, $\ln(10)$              |
| <code>M_LN2</code>      | The natural logarithm of two, $\ln(2)$               |
| <code>M_LNPI</code>     | The natural logarithm of pi, $\ln(\pi)$              |
| <code>M_EULER</code>    | Euler’s constant, $\gamma$                           |

### 4.2 Infinities and Not-a-number

`GSL_POSINF` [Macro]  
 This macro contains the IEEE representation of positive infinity,  $+\infty$ . It is computed from the expression `+1.0/0.0`.

`GSL_NEGINF` [Macro]  
 This macro contains the IEEE representation of negative infinity,  $-\infty$ . It is computed from the expression `-1.0/0.0`.



- GSL\_NAN** [Macro]  
 This macro contains the IEEE representation of the Not-a-Number symbol, NaN. It is computed from the ratio 0.0/0.0.
- int gsl\_isnan** (*const double x*) [Function]  
 This function returns 1 if  $x$  is not-a-number.
- int gsl\_isinf** (*const double x*) [Function]  
 This function returns +1 if  $x$  is positive infinity, -1 if  $x$  is negative infinity and 0 otherwise.
- int gsl\_finite** (*const double x*) [Function]  
 This function returns 1 if  $x$  is a real number, and 0 if it is infinite or not-a-number.

### 4.3 Elementary Functions

The following routines provide portable implementations of functions found in the BSD math library. When native versions are not available the functions described here can be used instead. The substitution can be made automatically if you use `autoconf` to compile your application (see Section 2.7 [Portability functions], page 7).

- double gsl\_log1p** (*const double x*) [Function]  
 This function computes the value of  $\log(1 + x)$  in a way that is accurate for small  $x$ . It provides an alternative to the BSD math function `log1p(x)`.
- double gsl\_expml** (*const double x*) [Function]  
 This function computes the value of  $\exp(x) - 1$  in a way that is accurate for small  $x$ . It provides an alternative to the BSD math function `expml(x)`.
- double gsl\_hypot** (*const double x, const double y*) [Function]  
 This function computes the value of  $\sqrt{x^2 + y^2}$  in a way that avoids overflow. It provides an alternative to the BSD math function `hypot(x, y)`.
- double gsl\_hypot3** (*const double x, const double y, const double z*) [Function]  
 This function computes the value of  $\sqrt{x^2 + y^2 + z^2}$  in a way that avoids overflow.
- double gsl\_acosh** (*const double x*) [Function]  
 This function computes the value of  $\operatorname{arccosh}(x)$ . It provides an alternative to the standard math function `acosh(x)`.
- double gsl\_asinh** (*const double x*) [Function]  
 This function computes the value of  $\operatorname{arcsinh}(x)$ . It provides an alternative to the standard math function `asinh(x)`.
- double gsl\_atanh** (*const double x*) [Function]  
 This function computes the value of  $\operatorname{arctanh}(x)$ . It provides an alternative to the standard math function `atanh(x)`.
- double gsl\_ldexp** (*double x, int e*) [Function]  
 This function computes the value of  $x * 2^e$ . It provides an alternative to the standard math function `ldexp(x, e)`.

**double** `gsl_frexp` (*double* `x`, *int* \* `e`) [Function]

This function splits the number  $x$  into its normalized fraction  $f$  and exponent  $e$ , such that  $x = f * 2^e$  and  $0.5 \leq f < 1$ . The function returns  $f$  and stores the exponent in  $e$ . If  $x$  is zero, both  $f$  and  $e$  are set to zero. This function provides an alternative to the standard math function `frexp(x, e)`.

## 4.4 Small integer powers

A common complaint about the standard C library is its lack of a function for calculating (small) integer powers. GSL provides some simple functions to fill this gap. For reasons of efficiency, these functions do not check for overflow or underflow conditions.

**double** `gsl_pow_int` (*double* `x`, *int* `n`) [Function]

This routine computes the power  $x^n$  for integer  $n$ . The power is computed efficiently—for example,  $x^8$  is computed as  $((x^2)^2)^2$ , requiring only 3 multiplications. A version of this function which also computes the numerical error in the result is available as `gsl_sf_pow_int_e`.

**double** `gsl_pow_2` (*const double* `x`) [Function]

**double** `gsl_pow_3` (*const double* `x`) [Function]

**double** `gsl_pow_4` (*const double* `x`) [Function]

**double** `gsl_pow_5` (*const double* `x`) [Function]

**double** `gsl_pow_6` (*const double* `x`) [Function]

**double** `gsl_pow_7` (*const double* `x`) [Function]

**double** `gsl_pow_8` (*const double* `x`) [Function]

**double** `gsl_pow_9` (*const double* `x`) [Function]

These functions can be used to compute small integer powers  $x^2$ ,  $x^3$ , etc. efficiently. The functions will be inlined when `HAVE_INLINE` is defined, so that use of these functions should be as efficient as explicitly writing the corresponding product expression.

```
#include <gsl/gsl_math.h>
double y = gsl_pow_4 (3.141) /* compute 3.141**4 */
```

## 4.5 Testing the Sign of Numbers

**GSL\_SIGN** (`x`) [Macro]

This macro returns the sign of  $x$ . It is defined as  $((x) \geq 0 ? 1 : -1)$ . Note that with this definition the sign of zero is positive (regardless of its IEEE sign bit).

## 4.6 Testing for Odd and Even Numbers

**GSL\_IS\_ODD** (`n`) [Macro]

This macro evaluates to 1 if  $n$  is odd and 0 if  $n$  is even. The argument  $n$  must be of integer type.

**GSL\_IS\_EVEN** (`n`) [Macro]

This macro is the opposite of `GSL_IS_ODD(n)`. It evaluates to 1 if  $n$  is even and 0 if  $n$  is odd. The argument  $n$  must be of integer type.

## 4.7 Maximum and Minimum functions

**GSL\_MAX** (*a*, *b*) [Macro]

This macro returns the maximum of *a* and *b*. It is defined as `((a) > (b) ? (a) : (b))`.

**GSL\_MIN** (*a*, *b*) [Macro]

This macro returns the minimum of *a* and *b*. It is defined as `((a) < (b) ? (a) : (b))`.

**extern inline double GSL\_MAX\_DBL** (*double a*, *double b*) [Function]

This function returns the maximum of the double precision numbers *a* and *b* using an inline function. The use of a function allows for type checking of the arguments as an extra safety feature. On platforms where inline functions are not available the macro **GSL\_MAX** will be automatically substituted.

**extern inline double GSL\_MIN\_DBL** (*double a*, *double b*) [Function]

This function returns the minimum of the double precision numbers *a* and *b* using an inline function. The use of a function allows for type checking of the arguments as an extra safety feature. On platforms where inline functions are not available the macro **GSL\_MIN** will be automatically substituted.

**extern inline int GSL\_MAX\_INT** (*int a*, *int b*) [Function]

**extern inline int GSL\_MIN\_INT** (*int a*, *int b*) [Function]

These functions return the maximum or minimum of the integers *a* and *b* using an inline function. On platforms where inline functions are not available the macros **GSL\_MAX** or **GSL\_MIN** will be automatically substituted.

**extern inline long double GSL\_MAX\_LDBL** (*long double a*, *long double b*) [Function]

**extern inline long double GSL\_MIN\_LDBL** (*long double a*, *long double b*) [Function]

These functions return the maximum or minimum of the long doubles *a* and *b* using an inline function. On platforms where inline functions are not available the macros **GSL\_MAX** or **GSL\_MIN** will be automatically substituted.

## 4.8 Approximate Comparison of Floating Point Numbers

It is sometimes useful to be able to compare two floating point numbers approximately, to allow for rounding and truncation errors. The following function implements the approximate floating-point comparison algorithm proposed by D.E. Knuth in Section 4.2.2 of *Seminumerical Algorithms* (3rd edition).

**int gsl\_fcmp** (*double x*, *double y*, *double epsilon*) [Function]

This function determines whether *x* and *y* are approximately equal to a relative accuracy *epsilon*.

The relative accuracy is measured using an interval of size  $2\delta$ , where  $\delta = 2^k \epsilon$  and *k* is the maximum base-2 exponent of *x* and *y* as computed by the function **frexp**.

If *x* and *y* lie within this interval, they are considered approximately equal and the function returns 0. Otherwise if  $x < y$ , the function returns  $-1$ , or if  $x > y$ , the function returns  $+1$ .

Note that  $x$  and  $y$  are compared to relative accuracy, so this function is not suitable for testing whether a value is approximately zero.

The implementation is based on the package `fcmp` by T.C. Belding.

## 5 Complex Numbers

The functions described in this chapter provide support for complex numbers. The algorithms take care to avoid unnecessary intermediate underflows and overflows, allowing the functions to be evaluated over as much of the complex plane as possible.

For multiple-valued functions the branch cuts have been chosen to follow the conventions of Abramowitz and Stegun in the *Handbook of Mathematical Functions*. The functions return principal values which are the same as those in GNU Calc, which in turn are the same as those in *Common Lisp, The Language (Second Edition)*<sup>1</sup> and the HP-28/48 series of calculators.

The complex types are defined in the header file ‘`gsl_complex.h`’, while the corresponding complex functions and arithmetic operations are defined in ‘`gsl_complex_math.h`’.

### 5.1 Complex numbers

Complex numbers are represented using the type `gsl_complex`. The internal representation of this type may vary across platforms and should not be accessed directly. The functions and macros described below allow complex numbers to be manipulated in a portable way.

For reference, the default form of the `gsl_complex` type is given by the following struct,

```
typedef struct
{
 double dat[2];
} gsl_complex;
```

The real and imaginary part are stored in contiguous elements of a two element array. This eliminates any padding between the real and imaginary parts, `dat[0]` and `dat[1]`, allowing the struct to be mapped correctly onto packed complex arrays.

`gsl_complex gsl_complex_rect (double x, double y)` [Function]

This function uses the rectangular cartesian components (x,y) to return the complex number  $z = x + iy$ . An inline version of this function is used when `HAVE_INLINE` is defined.

`gsl_complex gsl_complex_polar (double r, double theta)` [Function]

This function returns the complex number  $z = r \exp(i\theta) = r(\cos(\theta) + i \sin(\theta))$  from the polar representation (r,theta).

`GSL_REAL (z)` [Macro]

`GSL_IMAG (z)` [Macro]

These macros return the real and imaginary parts of the complex number z.

`GSL_SET_COMPLEX (zp, x, y)` [Macro]

This macro uses the cartesian components (x,y) to set the real and imaginary parts of the complex number pointed to by zp. For example,

```
GSL_SET_COMPLEX(&z, 3, 4)
```

sets z to be  $3 + 4i$ .

---

<sup>1</sup> Note that the first edition uses different definitions.

`GSL_SET_REAL (zp,x)` [Macro]

`GSL_SET_IMAG (zp,y)` [Macro]

These macros allow the real and imaginary parts of the complex number pointed to by *zp* to be set independently.

## 5.2 Properties of complex numbers

`double gsl_complex_arg (gsl_complex z)` [Function]

This function returns the argument of the complex number *z*,  $\arg(z)$ , where  $-\pi < \arg(z) \leq \pi$ .

`double gsl_complex_abs (gsl_complex z)` [Function]

This function returns the magnitude of the complex number *z*,  $|z|$ .

`double gsl_complex_abs2 (gsl_complex z)` [Function]

This function returns the squared magnitude of the complex number *z*,  $|z|^2$ .

`double gsl_complex_logabs (gsl_complex z)` [Function]

This function returns the natural logarithm of the magnitude of the complex number *z*,  $\log |z|$ . It allows an accurate evaluation of  $\log |z|$  when  $|z|$  is close to one. The direct evaluation of  $\log(\text{gsl\_complex\_abs}(z))$  would lead to a loss of precision in this case.

## 5.3 Complex arithmetic operators

`gsl_complex gsl_complex_add (gsl_complex a, gsl_complex b)` [Function]

This function returns the sum of the complex numbers *a* and *b*,  $z = a + b$ .

`gsl_complex gsl_complex_sub (gsl_complex a, gsl_complex b)` [Function]

This function returns the difference of the complex numbers *a* and *b*,  $z = a - b$ .

`gsl_complex gsl_complex_mul (gsl_complex a, gsl_complex b)` [Function]

This function returns the product of the complex numbers *a* and *b*,  $z = ab$ .

`gsl_complex gsl_complex_div (gsl_complex a, gsl_complex b)` [Function]

This function returns the quotient of the complex numbers *a* and *b*,  $z = a/b$ .

`gsl_complex gsl_complex_add_real (gsl_complex a, double x)` [Function]

This function returns the sum of the complex number *a* and the real number *x*,  $z = a + x$ .

`gsl_complex gsl_complex_sub_real (gsl_complex a, double x)` [Function]

This function returns the difference of the complex number *a* and the real number *x*,  $z = a - x$ .

`gsl_complex gsl_complex_mul_real (gsl_complex a, double x)` [Function]

This function returns the product of the complex number *a* and the real number *x*,  $z = ax$ .

- `gsl_complex gsl_complex_div_real (gsl_complex a, double x)`** [Function]  
 This function returns the quotient of the complex number  $a$  and the real number  $x$ ,  $z = a/x$ .
- `gsl_complex gsl_complex_add_imag (gsl_complex a, double y)`** [Function]  
 This function returns the sum of the complex number  $a$  and the imaginary number  $iy$ ,  $z = a + iy$ .
- `gsl_complex gsl_complex_sub_imag (gsl_complex a, double y)`** [Function]  
 This function returns the difference of the complex number  $a$  and the imaginary number  $iy$ ,  $z = a - iy$ .
- `gsl_complex gsl_complex_mul_imag (gsl_complex a, double y)`** [Function]  
 This function returns the product of the complex number  $a$  and the imaginary number  $iy$ ,  $z = a * (iy)$ .
- `gsl_complex gsl_complex_div_imag (gsl_complex a, double y)`** [Function]  
 This function returns the quotient of the complex number  $a$  and the imaginary number  $iy$ ,  $z = a/(iy)$ .
- `gsl_complex gsl_complex_conjugate (gsl_complex z)`** [Function]  
 This function returns the complex conjugate of the complex number  $z$ ,  $z^* = x - iy$ .
- `gsl_complex gsl_complex_inverse (gsl_complex z)`** [Function]  
 This function returns the inverse, or reciprocal, of the complex number  $z$ ,  $1/z = (x - iy)/(x^2 + y^2)$ .
- `gsl_complex gsl_complex_negative (gsl_complex z)`** [Function]  
 This function returns the negative of the complex number  $z$ ,  $-z = (-x) + i(-y)$ .

## 5.4 Elementary Complex Functions

- `gsl_complex gsl_complex_sqrt (gsl_complex z)`** [Function]  
 This function returns the square root of the complex number  $z$ ,  $\sqrt{z}$ . The branch cut is the negative real axis. The result always lies in the right half of the complex plane.
- `gsl_complex gsl_complex_sqrt_real (double x)`** [Function]  
 This function returns the complex square root of the real number  $x$ , where  $x$  may be negative.
- `gsl_complex gsl_complex_pow (gsl_complex z, gsl_complex a)`** [Function]  
 The function returns the complex number  $z$  raised to the complex power  $a$ ,  $z^a$ . This is computed as  $\exp(\log(z) * a)$  using complex logarithms and complex exponentials.
- `gsl_complex gsl_complex_pow_real (gsl_complex z, double x)`** [Function]  
 This function returns the complex number  $z$  raised to the real power  $x$ ,  $z^x$ .
- `gsl_complex gsl_complex_exp (gsl_complex z)`** [Function]  
 This function returns the complex exponential of the complex number  $z$ ,  $\exp(z)$ .

`gsl_complex gsl_complex_log (gsl_complex z)` [Function]

This function returns the complex natural logarithm (base  $e$ ) of the complex number  $z$ ,  $\log(z)$ . The branch cut is the negative real axis.

`gsl_complex gsl_complex_log10 (gsl_complex z)` [Function]

This function returns the complex base-10 logarithm of the complex number  $z$ ,  $\log_{10}(z)$ .

`gsl_complex gsl_complex_log_b (gsl_complex z, gsl_complex b)` [Function]

This function returns the complex base- $b$  logarithm of the complex number  $z$ ,  $\log_b(z)$ . This quantity is computed as the ratio  $\log(z)/\log(b)$ .

## 5.5 Complex Trigonometric Functions

`gsl_complex gsl_complex_sin (gsl_complex z)` [Function]

This function returns the complex sine of the complex number  $z$ ,  $\sin(z) = (\exp(iz) - \exp(-iz))/(2i)$ .

`gsl_complex gsl_complex_cos (gsl_complex z)` [Function]

This function returns the complex cosine of the complex number  $z$ ,  $\cos(z) = (\exp(iz) + \exp(-iz))/2$ .

`gsl_complex gsl_complex_tan (gsl_complex z)` [Function]

This function returns the complex tangent of the complex number  $z$ ,  $\tan(z) = \sin(z)/\cos(z)$ .

`gsl_complex gsl_complex_sec (gsl_complex z)` [Function]

This function returns the complex secant of the complex number  $z$ ,  $\sec(z) = 1/\cos(z)$ .

`gsl_complex gsl_complex_csc (gsl_complex z)` [Function]

This function returns the complex cosecant of the complex number  $z$ ,  $\csc(z) = 1/\sin(z)$ .

`gsl_complex gsl_complex_cot (gsl_complex z)` [Function]

This function returns the complex cotangent of the complex number  $z$ ,  $\cot(z) = 1/\tan(z)$ .

## 5.6 Inverse Complex Trigonometric Functions

`gsl_complex gsl_complex_arcsin (gsl_complex z)` [Function]

This function returns the complex arcsine of the complex number  $z$ ,  $\arcsin(z)$ . The branch cuts are on the real axis, less than  $-1$  and greater than  $1$ .

`gsl_complex gsl_complex_arcsin_real (double z)` [Function]

This function returns the complex arcsine of the real number  $z$ ,  $\arcsin(z)$ . For  $z$  between  $-1$  and  $1$ , the function returns a real value in the range  $[-\pi/2, \pi/2]$ . For  $z$  less than  $-1$  the result has a real part of  $-\pi/2$  and a positive imaginary part. For  $z$  greater than  $1$  the result has a real part of  $\pi/2$  and a negative imaginary part.



**gsl\_complex gsl\_complex\_arccos** (*gsl\_complex z*) [Function]

This function returns the complex arccosine of the complex number  $z$ ,  $\arccos(z)$ . The branch cuts are on the real axis, less than  $-1$  and greater than  $1$ .

**gsl\_complex gsl\_complex\_arccos\_real** (*double z*) [Function]

This function returns the complex arccosine of the real number  $z$ ,  $\arccos(z)$ . For  $z$  between  $-1$  and  $1$ , the function returns a real value in the range  $[0, \pi]$ . For  $z$  less than  $-1$  the result has a real part of  $\pi$  and a negative imaginary part. For  $z$  greater than  $1$  the result is purely imaginary and positive.

**gsl\_complex gsl\_complex\_arctan** (*gsl\_complex z*) [Function]

This function returns the complex arctangent of the complex number  $z$ ,  $\arctan(z)$ . The branch cuts are on the imaginary axis, below  $-i$  and above  $i$ .

**gsl\_complex gsl\_complex\_arcsec** (*gsl\_complex z*) [Function]

This function returns the complex arcsecant of the complex number  $z$ ,  $\arcsec(z) = \arccos(1/z)$ .

**gsl\_complex gsl\_complex\_arcsec\_real** (*double z*) [Function]

This function returns the complex arcsecant of the real number  $z$ ,  $\arcsec(z) = \arccos(1/z)$ .

**gsl\_complex gsl\_complex\_arccsc** (*gsl\_complex z*) [Function]

This function returns the complex arccosecant of the complex number  $z$ ,  $\arccsc(z) = \arcsin(1/z)$ .

**gsl\_complex gsl\_complex\_arccsc\_real** (*double z*) [Function]

This function returns the complex arccosecant of the real number  $z$ ,  $\arccsc(z) = \arcsin(1/z)$ .

**gsl\_complex gsl\_complex\_arccot** (*gsl\_complex z*) [Function]

This function returns the complex arccotangent of the complex number  $z$ ,  $\operatorname{arccot}(z) = \arctan(1/z)$ .

## 5.7 Complex Hyperbolic Functions

**gsl\_complex gsl\_complex\_sinh** (*gsl\_complex z*) [Function]

This function returns the complex hyperbolic sine of the complex number  $z$ ,  $\sinh(z) = (\exp(z) - \exp(-z))/2$ .

**gsl\_complex gsl\_complex\_cosh** (*gsl\_complex z*) [Function]

This function returns the complex hyperbolic cosine of the complex number  $z$ ,  $\cosh(z) = (\exp(z) + \exp(-z))/2$ .

**gsl\_complex gsl\_complex\_tanh** (*gsl\_complex z*) [Function]

This function returns the complex hyperbolic tangent of the complex number  $z$ ,  $\tanh(z) = \sinh(z)/\cosh(z)$ .

**gsl\_complex gsl\_complex\_sech** (*gsl\_complex z*) [Function]

This function returns the complex hyperbolic secant of the complex number  $z$ ,  $\operatorname{sech}(z) = 1/\cosh(z)$ .

`gsl_complex gsl_complex_csch (gsl_complex z)` [Function]  
 This function returns the complex hyperbolic cosecant of the complex number  $z$ ,  $\operatorname{csch}(z) = 1/\sinh(z)$ .

`gsl_complex gsl_complex_coth (gsl_complex z)` [Function]  
 This function returns the complex hyperbolic cotangent of the complex number  $z$ ,  $\operatorname{coth}(z) = 1/\tanh(z)$ .

## 5.8 Inverse Complex Hyperbolic Functions

`gsl_complex gsl_complex_arcsinh (gsl_complex z)` [Function]  
 This function returns the complex hyperbolic arcsine of the complex number  $z$ ,  $\operatorname{arcsinh}(z)$ . The branch cuts are on the imaginary axis, below  $-i$  and above  $i$ .

`gsl_complex gsl_complex_arccosh (gsl_complex z)` [Function]  
 This function returns the complex hyperbolic arccosine of the complex number  $z$ ,  $\operatorname{arccosh}(z)$ . The branch cut is on the real axis, less than 1. Note that in this case we use the negative square root in formula 4.6.21 of Abramowitz & Stegun giving  $\operatorname{arccosh}(z) = \log(z - \sqrt{z^2 - 1})$ .

`gsl_complex gsl_complex_arccosh_real (double z)` [Function]  
 This function returns the complex hyperbolic arccosine of the real number  $z$ ,  $\operatorname{arccosh}(z)$ .

`gsl_complex gsl_complex_arctanh (gsl_complex z)` [Function]  
 This function returns the complex hyperbolic arctangent of the complex number  $z$ ,  $\operatorname{arctanh}(z)$ . The branch cuts are on the real axis, less than  $-1$  and greater than  $1$ .

`gsl_complex gsl_complex_arctanh_real (double z)` [Function]  
 This function returns the complex hyperbolic arctangent of the real number  $z$ ,  $\operatorname{arctanh}(z)$ .

`gsl_complex gsl_complex_arcsech (gsl_complex z)` [Function]  
 This function returns the complex hyperbolic arcsecant of the complex number  $z$ ,  $\operatorname{arcsech}(z) = \operatorname{arccosh}(1/z)$ .

`gsl_complex gsl_complex_arccsch (gsl_complex z)` [Function]  
 This function returns the complex hyperbolic arccosecant of the complex number  $z$ ,  $\operatorname{arccsch}(z) = \operatorname{arcsin}(1/z)$ .

`gsl_complex gsl_complex_arccoth (gsl_complex z)` [Function]  
 This function returns the complex hyperbolic arccotangent of the complex number  $z$ ,  $\operatorname{arccoth}(z) = \operatorname{arctanh}(1/z)$ .

## 5.9 References and Further Reading

The implementations of the elementary and trigonometric functions are based on the following papers,

T. E. Hull, Thomas F. Fairgrieve, Ping Tak Peter Tang, “Implementing Complex Elementary Functions Using Exception Handling”, *ACM Transactions on Mathematical Software*, Volume 20 (1994), pp 215–244, Corrigenda, p553

T. E. Hull, Thomas F. Fairgrieve, Ping Tak Peter Tang, “Implementing the complex arcsin and arccosine functions using exception handling”, *ACM Transactions on Mathematical Software*, Volume 23 (1997) pp 299–335

The general formulas and details of branch cuts can be found in the following books,

Abramowitz and Stegun, *Handbook of Mathematical Functions*, “Circular Functions in Terms of Real and Imaginary Parts”, Formulas 4.3.55–58, “Inverse Circular Functions in Terms of Real and Imaginary Parts”, Formulas 4.4.37–39, “Hyperbolic Functions in Terms of Real and Imaginary Parts”, Formulas 4.5.49–52, “Inverse Hyperbolic Functions—relation to Inverse Circular Functions”, Formulas 4.6.14–19.

Dave Gillespie, *Calc Manual*, Free Software Foundation, ISBN 1-882114-18-3

## 6 Polynomials

This chapter describes functions for evaluating and solving polynomials. There are routines for finding real and complex roots of quadratic and cubic equations using analytic methods. An iterative polynomial solver is also available for finding the roots of general polynomials with real coefficients (of any order). The functions are declared in the header file `gsl_poly.h`.

### 6.1 Polynomial Evaluation

**double** `gsl_poly_eval` (*const double* `c`[], *const int* `len`, *const double* `x`) [Function]  
 This function evaluates the polynomial  $c[0] + c[1]x + c[2]x^2 + \dots + c[\text{len} - 1]x^{\text{len}-1}$  using Horner's method for stability. An inline version of this function is used when `HAVE_INLINE` is defined.

### 6.2 Divided Difference Representation of Polynomials

The functions described here manipulate polynomials stored in Newton's divided-difference representation. The use of divided-differences is described in Abramowitz & Stegun sections 25.1.4 and 25.2.26.

**int** `gsl_poly_dd_init` (*double* `dd`[], *const double* `xa`[], *const double* `ya`[], *size\_t* `size`) [Function]

This function computes a divided-difference representation of the interpolating polynomial for the points  $(xa, ya)$  stored in the arrays `xa` and `ya` of length `size`. On output the divided-differences of  $(xa, ya)$  are stored in the array `dd`, also of length `size`.

**double** `gsl_poly_dd_eval` (*const double* `dd`[], *const double* `xa`[], *const* *size\_t* `size`, *const double* `x`) [Function]

This function evaluates the polynomial stored in divided-difference form in the arrays `dd` and `xa` of length `size` at the point `x`. An inline version of this function is used when `HAVE_INLINE` is defined.

**int** `gsl_poly_dd_taylor` (*double* `c`[], *double* `xp`, *const double* `dd`[], *const double* `xa`[], *size\_t* `size`, *double* `w`[]) [Function]

This function converts the divided-difference representation of a polynomial to a Taylor expansion. The divided-difference representation is supplied in the arrays `dd` and `xa` of length `size`. On output the Taylor coefficients of the polynomial expanded about the point `xp` are stored in the array `c` also of length `size`. A workspace of length `size` must be provided in the array `w`.

### 6.3 Quadratic Equations

**int** `gsl_poly_solve_quadratic` (*double* `a`, *double* `b`, *double* `c`, *double* `x0`, *double* `x1`) [Function]

This function finds the real roots of the quadratic equation,

$$ax^2 + bx + c = 0$$

The number of real roots (either zero, one or two) is returned, and their locations are stored in `x0` and `x1`. If no real roots are found then `x0` and `x1` are not modified. If one real root is found (i.e. if  $a = 0$ ) then it is stored in `x0`. When two real roots are found they are stored in `x0` and `x1` in ascending order. The case of coincident roots is not considered special. For example  $(x - 1)^2 = 0$  will have two roots, which happen to have exactly equal values.

The number of roots found depends on the sign of the discriminant  $b^2 - 4ac$ . This will be subject to rounding and cancellation errors when computed in double precision, and will also be subject to errors if the coefficients of the polynomial are inexact. These errors may cause a discrete change in the number of roots. However, for polynomials with small integer coefficients the discriminant can always be computed exactly.

```
int gsl_poly_complex_solve_quadratic (double a, double b, double c, [Function]
 gsl_complex * z0, gsl_complex * z1)
```

This function finds the complex roots of the quadratic equation,

$$az^2 + bz + c = 0$$

The number of complex roots is returned (either one or two) and the locations of the roots are stored in `z0` and `z1`. The roots are returned in ascending order, sorted first by their real components and then by their imaginary components. If only one real root is found (i.e. if  $a = 0$ ) then it is stored in `z0`.

## 6.4 Cubic Equations

```
int gsl_poly_solve_cubic (double a, double b, double c, double * x0, [Function]
 double * x1, double * x2)
```

This function finds the real roots of the cubic equation,

$$x^3 + ax^2 + bx + c = 0$$

with a leading coefficient of unity. The number of real roots (either one or three) is returned, and their locations are stored in `x0`, `x1` and `x2`. If one real root is found then only `x0` is modified. When three real roots are found they are stored in `x0`, `x1` and `x2` in ascending order. The case of coincident roots is not considered special. For example, the equation  $(x - 1)^3 = 0$  will have three roots with exactly equal values.

```
int gsl_poly_complex_solve_cubic (double a, double b, double c, [Function]
 gsl_complex * z0, gsl_complex * z1, gsl_complex * z2)
```

This function finds the complex roots of the cubic equation,

$$z^3 + az^2 + bz + c = 0$$

The number of complex roots is returned (always three) and the locations of the roots are stored in `z0`, `z1` and `z2`. The roots are returned in ascending order, sorted first by their real components and then by their imaginary components.

## 6.5 General Polynomial Equations

The roots of polynomial equations cannot be found analytically beyond the special cases of the quadratic, cubic and quartic equation. The algorithm described in this section uses an iterative method to find the approximate locations of roots of higher order polynomials.

`gsl_poly_complex_workspace *` [Function]

`gsl_poly_complex_workspace_alloc (size_t n)`

This function allocates space for a `gsl_poly_complex_workspace` struct and a workspace suitable for solving a polynomial with  $n$  coefficients using the routine `gsl_poly_complex_solve`.

The function returns a pointer to the newly allocated `gsl_poly_complex_workspace` if no errors were detected, and a null pointer in the case of error.

`void gsl_poly_complex_workspace_free` [Function]

`(gsl_poly_complex_workspace * w)`

This function frees all the memory associated with the workspace `w`.

`int gsl_poly_complex_solve (const double * a, size_t n,` [Function]

`gsl_poly_complex_workspace * w, gsl_complex_packed_ptr z)`

This function computes the roots of the general polynomial  $P(x) = a_0 + a_1x + a_2x^2 + \dots + a_{n-1}x^{n-1}$  using balanced-QR reduction of the companion matrix. The parameter  $n$  specifies the length of the coefficient array. The coefficient of the highest order term must be non-zero. The function requires a workspace `w` of the appropriate size. The  $n - 1$  roots are returned in the packed complex array `z` of length  $2(n - 1)$ , alternating real and imaginary parts.

The function returns `GSL_SUCCESS` if all the roots are found. If the QR reduction does not converge, the error handler is invoked with an error code of `GSL_EFAILED`. Note that due to finite precision, roots of higher multiplicity are returned as a cluster of simple roots with reduced accuracy. The solution of polynomials with higher-order roots requires specialized algorithms that take the multiplicity structure into account (see e.g. Z. Zeng, Algorithm 835, ACM Transactions on Mathematical Software, Volume 30, Issue 2 (2004), pp 218–236).

## 6.6 Examples

To demonstrate the use of the general polynomial solver we will take the polynomial  $P(x) = x^5 - 1$  which has the following roots,

$$1, e^{2\pi i/5}, e^{4\pi i/5}, e^{6\pi i/5}, e^{8\pi i/5}$$

The following program will find these roots.

```
#include <stdio.h>
#include <gsl/gsl_poly.h>

int
main (void)
{
 int i;
```

```

/* coefficients of P(x) = -1 + x^5 */
double a[6] = { -1, 0, 0, 0, 0, 1 };
double z[10];

gsl_poly_complex_workspace * w
 = gsl_poly_complex_workspace_alloc (6);

gsl_poly_complex_solve (a, 6, w, z);

gsl_poly_complex_workspace_free (w);

for (i = 0; i < 5; i++)
{
 printf ("z%d = %.18f %.18f\n",
 i, z[2*i], z[2*i+1]);
}

return 0;
}

```

The output of the program is,

```

$./a.out
z0 = -0.809016994374947451 +0.587785252292473137
z1 = -0.809016994374947451 -0.587785252292473137
z2 = +0.309016994374947451 +0.951056516295153642
z3 = +0.309016994374947451 -0.951056516295153642
z4 = +1.000000000000000000 +0.000000000000000000

```

which agrees with the analytic result,  $z_n = \exp(2\pi ni/5)$ .

## 6.7 References and Further Reading

The balanced-QR method and its error analysis are described in the following papers,

R.S. Martin, G. Peters and J.H. Wilkinson, “The QR Algorithm for Real Hessenberg Matrices”, *Numerische Mathematik*, 14 (1970), 219–231.

B.N. Parlett and C. Reinsch, “Balancing a Matrix for Calculation of Eigenvalues and Eigenvectors”, *Numerische Mathematik*, 13 (1969), 293–304.

A. Edelman and H. Murakami, “Polynomial roots from companion matrix eigenvalues”, *Mathematics of Computation*, Vol. 64, No. 210 (1995), 763–776.

The formulas for divided differences are given in Abramowitz and Stegun,

Abramowitz and Stegun, *Handbook of Mathematical Functions*, Sections 25.1.4 and 25.2.26.

## 7 Special Functions

This chapter describes the GSL special function library. The library includes routines for calculating the values of Airy functions, Bessel functions, Clausen functions, Coulomb wave functions, Coupling coefficients, the Dawson function, Debye functions, Dilogarithms, Elliptic integrals, Jacobi elliptic functions, Error functions, Exponential integrals, Fermi-Dirac functions, Gamma functions, Gegenbauer functions, Hypergeometric functions, Laguerre functions, Legendre functions and Spherical Harmonics, the Psi (Digamma) Function, Synchrotron functions, Transport functions, Trigonometric functions and Zeta functions. Each routine also computes an estimate of the numerical error in the calculated value of the function.

The functions in this chapter are declared in individual header files, such as ‘`gsl_sf_airy.h`’, ‘`gsl_sf_bessel.h`’, etc. The complete set of header files can be included using the file ‘`gsl_sf.h`’.

### 7.1 Usage

The special functions are available in two calling conventions, a *natural form* which returns the numerical value of the function and an *error-handling form* which returns an error code. The two types of function provide alternative ways of accessing the same underlying code.

The *natural form* returns only the value of the function and can be used directly in mathematical expressions. For example, the following function call will compute the value of the Bessel function  $J_0(x)$ ,

```
double y = gsl_sf_bessel_J0 (x);
```

There is no way to access an error code or to estimate the error using this method. To allow access to this information the alternative error-handling form stores the value and error in a modifiable argument,

```
gsl_sf_result result;
int status = gsl_sf_bessel_J0_e (x, &result);
```

The error-handling functions have the suffix `_e`. The returned status value indicates error conditions such as overflow, underflow or loss of precision. If there are no errors the error-handling functions return `GSL_SUCCESS`.

### 7.2 The `gsl_sf_result` struct

The error handling form of the special functions always calculate an error estimate along with the value of the result. Therefore, structures are provided for amalgamating a value and error estimate. These structures are declared in the header file ‘`gsl_sf_result.h`’.

The `gsl_sf_result` struct contains value and error fields.

```
typedef struct
{
 double val;
 double err;
} gsl_sf_result;
```

The field `val` contains the value and the field `err` contains an estimate of the absolute error in the value.



In some cases, an overflow or underflow can be detected and handled by a function. In this case, it may be possible to return a scaling exponent as well as an error/value pair in order to save the result from exceeding the dynamic range of the built-in types. The `gsl_sf_result_e10` struct contains value and error fields as well as an exponent field such that the actual result is obtained as `result * 10^(e10)`.

```
typedef struct
{
 double val;
 double err;
 int e10;
} gsl_sf_result_e10;
```

## 7.3 Modes

The goal of the library is to achieve double precision accuracy wherever possible. However the cost of evaluating some special functions to double precision can be significant, particularly where very high order terms are required. In these cases a `mode` argument allows the accuracy of the function to be reduced in order to improve performance. The following precision levels are available for the `mode` argument,

`GSL_PREC_DOUBLE`

Double-precision, a relative accuracy of approximately  $2 \times 10^{-16}$ .

`GSL_PREC_SINGLE`

Single-precision, a relative accuracy of approximately  $1 \times 10^{-7}$ .

`GSL_PREC_APPROX`

Approximate values, a relative accuracy of approximately  $5 \times 10^{-4}$ .

The approximate mode provides the fastest evaluation at the lowest accuracy.

## 7.4 Airy Functions and Derivatives

The Airy functions  $Ai(x)$  and  $Bi(x)$  are defined by the integral representations,

$$Ai(x) = \frac{1}{\pi} \int_0^\infty \cos(t^3/3 + xt) dt,$$

$$Bi(x) = \frac{1}{\pi} \int_0^\infty (e^{-t^3/3} + \sin(t^3/3 + xt)) dt.$$

For further information see Abramowitz & Stegun, Section 10.4. The Airy functions are defined in the header file ‘`gsl_sf_airy.h`’.

### 7.4.1 Airy Functions

`double gsl_sf_airy_Ai (double x, gsl_mode_t mode)` [Function]

`int gsl_sf_airy_Ai_e (double x, gsl_mode_t mode, gsl_sf_result * result)` [Function]

These routines compute the Airy function  $Ai(x)$  with an accuracy specified by `mode`.

`double gsl_sf_airy_Bi (double x, gsl_mode_t mode)` [Function]

```
int gsl_sf_airy_Bi_e (double x, gsl_mode_t mode, gsl_sf_result * result) [Function]
```

These routines compute the Airy function  $Bi(x)$  with an accuracy specified by *mode*.

```
double gsl_sf_airy_Ai_scaled (double x, gsl_mode_t mode) [Function]
```

```
int gsl_sf_airy_Ai_scaled_e (double x, gsl_mode_t mode, gsl_sf_result * result) [Function]
```

These routines compute a scaled version of the Airy function  $S_A(x)Ai(x)$ . For  $x > 0$  the scaling factor  $S_A(x)$  is  $\exp(+ (2/3)x^{3/2})$ , and is 1 for  $x < 0$ .

```
double gsl_sf_airy_Bi_scaled (double x, gsl_mode_t mode) [Function]
```

```
int gsl_sf_airy_Bi_scaled_e (double x, gsl_mode_t mode, gsl_sf_result * result) [Function]
```

These routines compute a scaled version of the Airy function  $S_B(x)Bi(x)$ . For  $x > 0$  the scaling factor  $S_B(x)$  is  $\exp(- (2/3)x^{3/2})$ , and is 1 for  $x < 0$ .

### 7.4.2 Derivatives of Airy Functions

```
double gsl_sf_airy_Ai_deriv (double x, gsl_mode_t mode) [Function]
```

```
int gsl_sf_airy_Ai_deriv_e (double x, gsl_mode_t mode, gsl_sf_result * result) [Function]
```

These routines compute the Airy function derivative  $Ai'(x)$  with an accuracy specified by *mode*.

```
double gsl_sf_airy_Bi_deriv (double x, gsl_mode_t mode) [Function]
```

```
int gsl_sf_airy_Bi_deriv_e (double x, gsl_mode_t mode, gsl_sf_result * result) [Function]
```

These routines compute the Airy function derivative  $Bi'(x)$  with an accuracy specified by *mode*.

```
double gsl_sf_airy_Ai_deriv_scaled (double x, gsl_mode_t mode) [Function]
```

```
int gsl_sf_airy_Ai_deriv_scaled_e (double x, gsl_mode_t mode, gsl_sf_result * result) [Function]
```

These routines compute the scaled Airy function derivative  $S_A(x)Ai'(x)$ . For  $x > 0$  the scaling factor  $S_A(x)$  is  $\exp(+ (2/3)x^{3/2})$ , and is 1 for  $x < 0$ .

```
double gsl_sf_airy_Bi_deriv_scaled (double x, gsl_mode_t mode) [Function]
```

```
int gsl_sf_airy_Bi_deriv_scaled_e (double x, gsl_mode_t mode, gsl_sf_result * result) [Function]
```

These routines compute the scaled Airy function derivative  $S_B(x)Bi'(x)$ . For  $x > 0$  the scaling factor  $S_B(x)$  is  $\exp(- (2/3)x^{3/2})$ , and is 1 for  $x < 0$ .

### 7.4.3 Zeros of Airy Functions

```
double gsl_sf_airy_zero_Ai (unsigned int s) [Function]
```

```
int gsl_sf_airy_zero_Ai_e (unsigned int s, gsl_sf_result * result) [Function]
```

These routines compute the location of the *s*-th zero of the Airy function  $Ai(x)$ .

```
double gsl_sf_airy_zero_Bi (unsigned int s) [Function]
```

```
int gsl_sf_airy_zero_Bi_e (unsigned int s, gsl_sf_result * result) [Function]
```

These routines compute the location of the *s*-th zero of the Airy function  $Bi(x)$ .

### 7.4.4 Zeros of Derivatives of Airy Functions

```
double gsl_sf_airy_zero_Ai_deriv (unsigned int s) [Function]
int gsl_sf_airy_zero_Ai_deriv_e (unsigned int s, gsl_sf_result * [Function]
 result)
```

These routines compute the location of the  $s$ -th zero of the Airy function derivative  $Ai'(x)$ .

```
double gsl_sf_airy_zero_Bi_deriv (unsigned int s) [Function]
int gsl_sf_airy_zero_Bi_deriv_e (unsigned int s, gsl_sf_result * [Function]
 result)
```

These routines compute the location of the  $s$ -th zero of the Airy function derivative  $Bi'(x)$ .

## 7.5 Bessel Functions

The routines described in this section compute the Cylindrical Bessel functions  $J_n(x)$ ,  $Y_n(x)$ , Modified cylindrical Bessel functions  $I_n(x)$ ,  $K_n(x)$ , Spherical Bessel functions  $j_l(x)$ ,  $y_l(x)$ , and Modified Spherical Bessel functions  $i_l(x)$ ,  $k_l(x)$ . For more information see Abramowitz & Stegun, Chapters 9 and 10. The Bessel functions are defined in the header file ‘gsl\_sf\_bessel.h’.

### 7.5.1 Regular Cylindrical Bessel Functions

```
double gsl_sf_bessel_J0 (double x) [Function]
int gsl_sf_bessel_J0_e (double x, gsl_sf_result * result) [Function]
```

These routines compute the regular cylindrical Bessel function of zeroth order,  $J_0(x)$ .

```
double gsl_sf_bessel_J1 (double x) [Function]
int gsl_sf_bessel_J1_e (double x, gsl_sf_result * result) [Function]
```

These routines compute the regular cylindrical Bessel function of first order,  $J_1(x)$ .

```
double gsl_sf_bessel_Jn (int n, double x) [Function]
int gsl_sf_bessel_Jn_e (int n, double x, gsl_sf_result * result) [Function]
```

These routines compute the regular cylindrical Bessel function of order  $n$ ,  $J_n(x)$ .

```
int gsl_sf_bessel_Jn_array (int nmin, int nmax, double x, double [Function]
 result_array[])
```

This routine computes the values of the regular cylindrical Bessel functions  $J_n(x)$  for  $n$  from  $nmin$  to  $nmax$  inclusive, storing the results in the array *result\_array*. The values are computed using recurrence relations for efficiency, and therefore may differ slightly from the exact values.

### 7.5.2 Irregular Cylindrical Bessel Functions

```
double gsl_sf_bessel_Y0 (double x) [Function]
int gsl_sf_bessel_Y0_e (double x, gsl_sf_result * result) [Function]
```

These routines compute the irregular cylindrical Bessel function of zeroth order,  $Y_0(x)$ , for  $x > 0$ .

`double gsl_sf_bessel_Y1 (double x)` [Function]  
`int gsl_sf_bessel_Y1_e (double x, gsl_sf_result * result)` [Function]  
 These routines compute the irregular cylindrical Bessel function of first order,  $Y_1(x)$ , for  $x > 0$ .

`double gsl_sf_bessel_Yn (int n, double x)` [Function]  
`int gsl_sf_bessel_Yn_e (int n, double x, gsl_sf_result * result)` [Function]  
 These routines compute the irregular cylindrical Bessel function of order  $n$ ,  $Y_n(x)$ , for  $x > 0$ .

`int gsl_sf_bessel_Yn_array (int nmin, int nmax, double x, double result_array[])` [Function]  
 This routine computes the values of the irregular cylindrical Bessel functions  $Y_n(x)$  for  $n$  from  $nmin$  to  $nmax$  inclusive, storing the results in the array `result_array`. The domain of the function is  $x > 0$ . The values are computed using recurrence relations for efficiency, and therefore may differ slightly from the exact values.

### 7.5.3 Regular Modified Cylindrical Bessel Functions

`double gsl_sf_bessel_I0 (double x)` [Function]  
`int gsl_sf_bessel_I0_e (double x, gsl_sf_result * result)` [Function]  
 These routines compute the regular modified cylindrical Bessel function of zeroth order,  $I_0(x)$ .

`double gsl_sf_bessel_I1 (double x)` [Function]  
`int gsl_sf_bessel_I1_e (double x, gsl_sf_result * result)` [Function]  
 These routines compute the regular modified cylindrical Bessel function of first order,  $I_1(x)$ .

`double gsl_sf_bessel_In (int n, double x)` [Function]  
`int gsl_sf_bessel_In_e (int n, double x, gsl_sf_result * result)` [Function]  
 These routines compute the regular modified cylindrical Bessel function of order  $n$ ,  $I_n(x)$ .

`int gsl_sf_bessel_In_array (int nmin, int nmax, double x, double result_array[])` [Function]  
 This routine computes the values of the regular modified cylindrical Bessel functions  $I_n(x)$  for  $n$  from  $nmin$  to  $nmax$  inclusive, storing the results in the array `result_array`. The start of the range  $nmin$  must be positive or zero. The values are computed using recurrence relations for efficiency, and therefore may differ slightly from the exact values.

`double gsl_sf_bessel_I0_scaled (double x)` [Function]  
`int gsl_sf_bessel_I0_scaled_e (double x, gsl_sf_result * result)` [Function]  
 These routines compute the scaled regular modified cylindrical Bessel function of zeroth order  $\exp(-|x|)I_0(x)$ .

`double gsl_sf_bessel_I1_scaled (double x)` [Function]  
`int gsl_sf_bessel_I1_scaled_e (double x, gsl_sf_result * result)` [Function]  
 These routines compute the scaled regular modified cylindrical Bessel function of first order  $\exp(-|x|)I_1(x)$ .

```
double gsl_sf_bessel_In_scaled (int n, double x) [Function]
int gsl_sf_bessel_In_scaled_e (int n, double x, gsl_sf_result * [Function]
 result)
```

These routines compute the scaled regular modified cylindrical Bessel function of order  $n$ ,  $\exp(-|x|)I_n(x)$

```
int gsl_sf_bessel_In_scaled_array (int nmin, int nmax, double x, [Function]
 double result_array[])
```

This routine computes the values of the scaled regular cylindrical Bessel functions  $\exp(-|x|)I_n(x)$  for  $n$  from  $nmin$  to  $nmax$  inclusive, storing the results in the array `result_array`. The start of the range  $nmin$  must be positive or zero. The values are computed using recurrence relations for efficiency, and therefore may differ slightly from the exact values.

### 7.5.4 Irregular Modified Cylindrical Bessel Functions

```
double gsl_sf_bessel_K0 (double x) [Function]
int gsl_sf_bessel_K0_e (double x, gsl_sf_result * result) [Function]
```

These routines compute the irregular modified cylindrical Bessel function of zeroth order,  $K_0(x)$ , for  $x > 0$ .

```
double gsl_sf_bessel_K1 (double x) [Function]
int gsl_sf_bessel_K1_e (double x, gsl_sf_result * result) [Function]
```

These routines compute the irregular modified cylindrical Bessel function of first order,  $K_1(x)$ , for  $x > 0$ .

```
double gsl_sf_bessel_Kn (int n, double x) [Function]
int gsl_sf_bessel_Kn_e (int n, double x, gsl_sf_result * result) [Function]
```

These routines compute the irregular modified cylindrical Bessel function of order  $n$ ,  $K_n(x)$ , for  $x > 0$ .

```
int gsl_sf_bessel_Kn_array (int nmin, int nmax, double x, double [Function]
 result_array[])
```

This routine computes the values of the irregular modified cylindrical Bessel functions  $K_n(x)$  for  $n$  from  $nmin$  to  $nmax$  inclusive, storing the results in the array `result_array`. The start of the range  $nmin$  must be positive or zero. The domain of the function is  $x > 0$ . The values are computed using recurrence relations for efficiency, and therefore may differ slightly from the exact values.

```
double gsl_sf_bessel_K0_scaled (double x) [Function]
int gsl_sf_bessel_K0_scaled_e (double x, gsl_sf_result * result) [Function]
```

These routines compute the scaled irregular modified cylindrical Bessel function of zeroth order  $\exp(x)K_0(x)$  for  $x > 0$ .

```
double gsl_sf_bessel_K1_scaled (double x) [Function]
int gsl_sf_bessel_K1_scaled_e (double x, gsl_sf_result * result) [Function]
```

These routines compute the scaled irregular modified cylindrical Bessel function of first order  $\exp(x)K_1(x)$  for  $x > 0$ .

```
double gsl_sf_bessel_Kn_scaled (int n, double x) [Function]
int gsl_sf_bessel_Kn_scaled_e (int n, double x, gsl_sf_result *
 result) [Function]
```

These routines compute the scaled irregular modified cylindrical Bessel function of order  $n$ ,  $\exp(x)K_n(x)$ , for  $x > 0$ .

```
int gsl_sf_bessel_Kn_scaled_array (int nmin, int nmax, double x, [Function]
 double result_array[])
```

This routine computes the values of the scaled irregular cylindrical Bessel functions  $\exp(x)K_n(x)$  for  $n$  from  $nmin$  to  $nmax$  inclusive, storing the results in the array `result_array`. The start of the range  $nmin$  must be positive or zero. The domain of the function is  $x > 0$ . The values are computed using recurrence relations for efficiency, and therefore may differ slightly from the exact values.

### 7.5.5 Regular Spherical Bessel Functions

```
double gsl_sf_bessel_j0 (double x) [Function]
int gsl_sf_bessel_j0_e (double x, gsl_sf_result * result) [Function]
```

These routines compute the regular spherical Bessel function of zeroth order,  $j_0(x) = \sin(x)/x$ .

```
double gsl_sf_bessel_j1 (double x) [Function]
int gsl_sf_bessel_j1_e (double x, gsl_sf_result * result) [Function]
```

These routines compute the regular spherical Bessel function of first order,  $j_1(x) = (\sin(x)/x - \cos(x))/x$ .

```
double gsl_sf_bessel_j2 (double x) [Function]
int gsl_sf_bessel_j2_e (double x, gsl_sf_result * result) [Function]
```

These routines compute the regular spherical Bessel function of second order,  $j_2(x) = ((3/x^2 - 1)\sin(x) - 3\cos(x)/x)/x$ .

```
double gsl_sf_bessel_jl (int l, double x) [Function]
int gsl_sf_bessel_jl_e (int l, double x, gsl_sf_result * result) [Function]
```

These routines compute the regular spherical Bessel function of order  $l$ ,  $j_l(x)$ , for  $l \geq 0$  and  $x \geq 0$ .

```
int gsl_sf_bessel_jl_array (int lmax, double x, double [Function]
 result_array[])
```

This routine computes the values of the regular spherical Bessel functions  $j_l(x)$  for  $l$  from 0 to  $lmax$  inclusive for  $lmax \geq 0$  and  $x \geq 0$ , storing the results in the array `result_array`. The values are computed using recurrence relations for efficiency, and therefore may differ slightly from the exact values.

```
int gsl_sf_bessel_jl_stepped_array (int lmax, double x, double * [Function]
 jl_x_array)
```

This routine uses Steed's method to compute the values of the regular spherical Bessel functions  $j_l(x)$  for  $l$  from 0 to  $lmax$  inclusive for  $lmax \geq 0$  and  $x \geq 0$ , storing the results in the array `result_array`. The Steed/Barnett algorithm is described in *Comp. Phys. Comm.* 21, 297 (1981). Steed's method is more stable than the recurrence used in the other functions but is also slower.

### 7.5.6 Irregular Spherical Bessel Functions

`double gsl_sf_bessel_y0 (double x)` [Function]

`int gsl_sf_bessel_y0_e (double x, gsl_sf_result * result)` [Function]

These routines compute the irregular spherical Bessel function of zeroth order,  $y_0(x) = -\cos(x)/x$ .

`double gsl_sf_bessel_y1 (double x)` [Function]

`int gsl_sf_bessel_y1_e (double x, gsl_sf_result * result)` [Function]

These routines compute the irregular spherical Bessel function of first order,  $y_1(x) = -(\cos(x)/x + \sin(x))/x$ .

`double gsl_sf_bessel_y2 (double x)` [Function]

`int gsl_sf_bessel_y2_e (double x, gsl_sf_result * result)` [Function]

These routines compute the irregular spherical Bessel function of second order,  $y_2(x) = (-3/x^3 + 1/x)\cos(x) - (3/x^2)\sin(x)$ .

`double gsl_sf_bessel_y_l (int l, double x)` [Function]

`int gsl_sf_bessel_y_l_e (int l, double x, gsl_sf_result * result)` [Function]

These routines compute the irregular spherical Bessel function of order  $l$ ,  $y_l(x)$ , for  $l \geq 0$ .

`int gsl_sf_bessel_y_l_array (int lmax, double x, double result_array[])` [Function]

This routine computes the values of the irregular spherical Bessel functions  $y_l(x)$  for  $l$  from 0 to  $lmax$  inclusive for  $lmax \geq 0$ , storing the results in the array `result_array`. The values are computed using recurrence relations for efficiency, and therefore may differ slightly from the exact values.

### 7.5.7 Regular Modified Spherical Bessel Functions

The regular modified spherical Bessel functions  $i_l(x)$  are related to the modified Bessel functions of fractional order,  $i_l(x) = \sqrt{\pi/(2x)}I_{l+1/2}(x)$

`double gsl_sf_bessel_i0_scaled (double x)` [Function]

`int gsl_sf_bessel_i0_scaled_e (double x, gsl_sf_result * result)` [Function]

These routines compute the scaled regular modified spherical Bessel function of zeroth order,  $\exp(-|x|)i_0(x)$ .

`double gsl_sf_bessel_i1_scaled (double x)` [Function]

`int gsl_sf_bessel_i1_scaled_e (double x, gsl_sf_result * result)` [Function]

These routines compute the scaled regular modified spherical Bessel function of first order,  $\exp(-|x|)i_1(x)$ .

`double gsl_sf_bessel_i2_scaled (double x)` [Function]

`int gsl_sf_bessel_i2_scaled_e (double x, gsl_sf_result * result)` [Function]

These routines compute the scaled regular modified spherical Bessel function of second order,  $\exp(-|x|)i_2(x)$ .

```
double gsl_sf_bessel_il_scaled (int l, double x) [Function]
int gsl_sf_bessel_il_scaled_e (int l, double x, gsl_sf_result *
 result) [Function]
```

These routines compute the scaled regular modified spherical Bessel function of order  $l$ ,  $\exp(-|x|)i_l(x)$

```
int gsl_sf_bessel_il_scaled_array (int lmax, double x, double
 result_array[]) [Function]
```

This routine computes the values of the scaled regular modified cylindrical Bessel functions  $\exp(-|x|)i_l(x)$  for  $l$  from 0 to  $lmax$  inclusive for  $lmax \geq 0$ , storing the results in the array `result_array`. The values are computed using recurrence relations for efficiency, and therefore may differ slightly from the exact values.

### 7.5.8 Irregular Modified Spherical Bessel Functions

The irregular modified spherical Bessel functions  $k_l(x)$  are related to the irregular modified Bessel functions of fractional order,  $k_l(x) = \sqrt{\pi/(2x)}K_{l+1/2}(x)$ .

```
double gsl_sf_bessel_k0_scaled (double x) [Function]
int gsl_sf_bessel_k0_scaled_e (double x, gsl_sf_result * result) [Function]
```

These routines compute the scaled irregular modified spherical Bessel function of zeroth order,  $\exp(x)k_0(x)$ , for  $x > 0$ .

```
double gsl_sf_bessel_k1_scaled (double x) [Function]
int gsl_sf_bessel_k1_scaled_e (double x, gsl_sf_result * result) [Function]
```

These routines compute the scaled irregular modified spherical Bessel function of first order,  $\exp(x)k_1(x)$ , for  $x > 0$ .

```
double gsl_sf_bessel_k2_scaled (double x) [Function]
int gsl_sf_bessel_k2_scaled_e (double x, gsl_sf_result * result) [Function]
```

These routines compute the scaled irregular modified spherical Bessel function of second order,  $\exp(x)k_2(x)$ , for  $x > 0$ .

```
double gsl_sf_bessel_kl_scaled (int l, double x) [Function]
int gsl_sf_bessel_kl_scaled_e (int l, double x, gsl_sf_result *
 result) [Function]
```

These routines compute the scaled irregular modified spherical Bessel function of order  $l$ ,  $\exp(x)k_l(x)$ , for  $x > 0$ .

```
int gsl_sf_bessel_kl_scaled_array (int lmax, double x, double
 result_array[]) [Function]
```

This routine computes the values of the scaled irregular modified spherical Bessel functions  $\exp(x)k_l(x)$  for  $l$  from 0 to  $lmax$  inclusive for  $lmax \geq 0$  and  $x > 0$ , storing the results in the array `result_array`. The values are computed using recurrence relations for efficiency, and therefore may differ slightly from the exact values.

### 7.5.9 Regular Bessel Function—Fractional Order

```
double gsl_sf_bessel_Jnu (double nu, double x) [Function]
```



```
int gsl_sf_bessel_Jnu_e (double nu, double x, gsl_sf_result *
 result) [Function]
```

These routines compute the regular cylindrical Bessel function of fractional order  $\nu$ ,  $J_\nu(x)$ .

```
int gsl_sf_bessel_sequence_Jnu_e (double nu, gsl_mode_t mode,
 size_t size, double v[]) [Function]
```

This function computes the regular cylindrical Bessel function of fractional order  $\nu$ ,  $J_\nu(x)$ , evaluated at a series of  $x$  values. The array  $v$  of length  $size$  contains the  $x$  values. They are assumed to be strictly ordered and positive. The array is overwritten with the values of  $J_\nu(x_i)$ .

### 7.5.10 Irregular Bessel Functions—Fractional Order

```
double gsl_sf_bessel_Ynu (double nu, double x) [Function]
```

```
int gsl_sf_bessel_Ynu_e (double nu, double x, gsl_sf_result *
 result) [Function]
```

These routines compute the irregular cylindrical Bessel function of fractional order  $\nu$ ,  $Y_\nu(x)$ .

### 7.5.11 Regular Modified Bessel Functions—Fractional Order

```
double gsl_sf_bessel_Inu (double nu, double x) [Function]
```

```
int gsl_sf_bessel_Inu_e (double nu, double x, gsl_sf_result *
 result) [Function]
```

These routines compute the regular modified Bessel function of fractional order  $\nu$ ,  $I_\nu(x)$  for  $x > 0$ ,  $\nu > 0$ .

```
double gsl_sf_bessel_Inu_scaled (double nu, double x) [Function]
```

```
int gsl_sf_bessel_Inu_scaled_e (double nu, double x, gsl_sf_result *
 result) [Function]
```

These routines compute the scaled regular modified Bessel function of fractional order  $\nu$ ,  $\exp(-|x|)I_\nu(x)$  for  $x > 0$ ,  $\nu > 0$ .

### 7.5.12 Irregular Modified Bessel Functions—Fractional Order

```
double gsl_sf_bessel_Knu (double nu, double x) [Function]
```

```
int gsl_sf_bessel_Knu_e (double nu, double x, gsl_sf_result *
 result) [Function]
```

These routines compute the irregular modified Bessel function of fractional order  $\nu$ ,  $K_\nu(x)$  for  $x > 0$ ,  $\nu > 0$ .

```
double gsl_sf_bessel_lnKnu (double nu, double x) [Function]
```

```
int gsl_sf_bessel_lnKnu_e (double nu, double x, gsl_sf_result *
 result) [Function]
```

These routines compute the logarithm of the irregular modified Bessel function of fractional order  $\nu$ ,  $\ln(K_\nu(x))$  for  $x > 0$ ,  $\nu > 0$ .

```
double gsl_sf_bessel_Knu_scaled (double nu, double x) [Function]
```

```
int gsl_sf_bessel_Knu_scaled_e (double nu, double x, gsl_sf_result * result) [Function]
```

These routines compute the scaled irregular modified Bessel function of fractional order  $\nu$ ,  $\exp(+|x|)K_\nu(x)$  for  $x > 0$ ,  $\nu > 0$ .

### 7.5.13 Zeros of Regular Bessel Functions

```
double gsl_sf_bessel_zero_J0 (unsigned int s) [Function]
```

```
int gsl_sf_bessel_zero_J0_e (unsigned int s, gsl_sf_result * result) [Function]
```

These routines compute the location of the  $s$ -th positive zero of the Bessel function  $J_0(x)$ .

```
double gsl_sf_bessel_zero_J1 (unsigned int s) [Function]
```

```
int gsl_sf_bessel_zero_J1_e (unsigned int s, gsl_sf_result * result) [Function]
```

These routines compute the location of the  $s$ -th positive zero of the Bessel function  $J_1(x)$ .

```
double gsl_sf_bessel_zero_Jnu (double nu, unsigned int s) [Function]
```

```
int gsl_sf_bessel_zero_Jnu_e (double nu, unsigned int s, gsl_sf_result * result) [Function]
```

These routines compute the location of the  $s$ -th positive zero of the Bessel function  $J_\nu(x)$ . The current implementation does not support negative values of  $nu$ .

## 7.6 Clausen Functions

The Clausen function is defined by the following integral,

$$Cl_2(x) = - \int_0^x dt \log(2 \sin(t/2))$$

It is related to the dilogarithm by  $Cl_2(\theta) = \text{Im}(Li_2(e^{i\theta}))$ . The Clausen functions are declared in the header file 'gsl\_sf\_clausen.h'.

```
double gsl_sf_clausen (double x) [Function]
```

```
int gsl_sf_clausen_e (double x, gsl_sf_result * result) [Function]
```

These routines compute the Clausen integral  $Cl_2(x)$ .

## 7.7 Coulomb Functions

The prototypes of the Coulomb functions are declared in the header file 'gsl\_sf\_coulomb.h'. Both bound state and scattering solutions are available.

### 7.7.1 Normalized Hydrogenic Bound States

```
double gsl_sf_hydrogenicR_1 (double Z, double r) [Function]
```

```
int gsl_sf_hydrogenicR_1_e (double Z, double r, gsl_sf_result * result) [Function]
```

These routines compute the lowest-order normalized hydrogenic bound state radial wavefunction  $R_1 := 2Z\sqrt{Z} \exp(-Zr)$ .

```
double gsl_sf_hydrogenicR (int n, int l, double Z, double r) [Function]
int gsl_sf_hydrogenicR_e (int n, int l, double Z, double r, [Function]
 gsl_sf_result * result)
```

These routines compute the  $n$ -th normalized hydrogenic bound state radial wavefunction,

$$R_n := \frac{2Z^{3/2}}{n^2} \left( \frac{2Zr}{n} \right)^l \sqrt{\frac{(n-l-1)!}{(n+l)!}} \exp(-Zr/n) L_{n-l-1}^{2l+1}(2Zr/n).$$

where  $L_b^a(x)$  is the generalized Laguerre polynomial (see Section 7.22 [Laguerre Functions], page 60). The normalization is chosen such that the wavefunction  $\psi$  is given by  $\psi(n, l, r) = R_n Y_{lm}$ .

### 7.7.2 Coulomb Wave Functions

The Coulomb wave functions  $F_L(\eta, x)$ ,  $G_L(\eta, x)$  are described in Abramowitz & Stegun, Chapter 14. Because there can be a large dynamic range of values for these functions, overflows are handled gracefully. If an overflow occurs, `GSL_EOVRFLW` is signalled and exponent(s) are returned through the modifiable parameters `exp_F`, `exp_G`. The full solution can be reconstructed from the following relations,

$$\begin{aligned} F_L(\eta, x) &= fc[k_L] * \exp(exp_F) \\ G_L(\eta, x) &= gc[k_L] * \exp(exp_G) \end{aligned}$$

$$\begin{aligned} F'_L(\eta, x) &= fcp[k_L] * \exp(exp_F) \\ G'_L(\eta, x) &= gcp[k_L] * \exp(exp_G) \end{aligned}$$

```
int gsl_sf_coulomb_wave_FG_e (double eta, double x, double L_F, [Function]
 int k, gsl_sf_result * F, gsl_sf_result * Fp, gsl_sf_result * G, gsl_sf_result * Gp,
 double * exp_F, double * exp_G)
```

This function computes the Coulomb wave functions  $F_L(\eta, x)$ ,  $G_{L-k}(\eta, x)$  and their derivatives  $F'_L(\eta, x)$ ,  $G'_{L-k}(\eta, x)$  with respect to  $x$ . The parameters are restricted to  $L, L-k > -1/2$ ,  $x > 0$  and integer  $k$ . Note that  $L$  itself is not restricted to being an integer. The results are stored in the parameters  $F$ ,  $G$  for the function values and  $Fp$ ,  $Gp$  for the derivative values. If an overflow occurs, `GSL_EOVRFLW` is returned and scaling exponents are stored in the modifiable parameters `exp_F`, `exp_G`.

```
int gsl_sf_coulomb_wave_F_array (double L_min, int kmax, double [Function]
 eta, double x, double fc_array[], double * F_exponent)
```

This function computes the Coulomb wave function  $F_L(\eta, x)$  for  $L = L_{min} \dots L_{min} + k_{max}$ , storing the results in `fc_array`. In the case of overflow the exponent is stored in `F_exponent`.

```
int gsl_sf_coulomb_wave_FG_array (double L_min, int kmax, double [Function]
 eta, double x, double fc_array[], double gc_array[], double * F_exponent,
 double * G_exponent)
```

This function computes the functions  $F_L(\eta, x)$ ,  $G_L(\eta, x)$  for  $L = L_{min} \dots L_{min} + k_{max}$  storing the results in `fc_array` and `gc_array`. In the case of overflow the exponents are stored in `F_exponent` and `G_exponent`.

```
int gsl_sf_coulomb_wave_FGp_array (double L_min, int kmax, [Function]
 double eta, double x, double fc_array[], double fcp_array[], double
 gc_array[], double gcp_array[], double * F_exponent, double *
 G_exponent)
```

This function computes the functions  $F_L(\eta, x)$ ,  $G_L(\eta, x)$  and their derivatives  $F'_L(\eta, x)$ ,  $G'_L(\eta, x)$  for  $L = Lmin \dots Lmin + kmax$  storing the results in *fc\_array*, *gc\_array*, *fcp\_array* and *gcp\_array*. In the case of overflow the exponents are stored in *F\_exponent* and *G\_exponent*.

```
int gsl_sf_coulomb_wave_sphF_array (double L_min, int kmax, [Function]
 double eta, double x, double fc_array[], double F_exponent[])
```

This function computes the Coulomb wave function divided by the argument  $F_L(\eta, x)/x$  for  $L = Lmin \dots Lmin + kmax$ , storing the results in *fc\_array*. In the case of overflow the exponent is stored in *F\_exponent*. This function reduces to spherical Bessel functions in the limit  $\eta \rightarrow 0$ .

### 7.7.3 Coulomb Wave Function Normalization Constant

The Coulomb wave function normalization constant is defined in Abramowitz 14.1.7.

```
int gsl_sf_coulomb_CL_e (double L, double eta, gsl_sf_result * [Function]
 result)
```

This function computes the Coulomb wave function normalization constant  $C_L(\eta)$  for  $L > -1$ .

```
int gsl_sf_coulomb_CL_array (double Lmin, int kmax, double eta, [Function]
 double cl[])
```

This function computes the Coulomb wave function normalization constant  $C_L(\eta)$  for  $L = Lmin \dots Lmin + kmax$ ,  $Lmin > -1$ .

## 7.8 Coupling Coefficients

The Wigner 3-j, 6-j and 9-j symbols give the coupling coefficients for combined angular momentum vectors. Since the arguments of the standard coupling coefficient functions are integer or half-integer, the arguments of the following functions are, by convention, integers equal to twice the actual spin value. For information on the 3-j coefficients see Abramowitz & Stegun, Section 27.9. The functions described in this section are declared in the header file 'gsl\_sf\_coupling.h'.

### 7.8.1 3-j Symbols

```
double gsl_sf_coupling_3j (int two_ja, int two_jb, int two_jc, int [Function]
 two_ma, int two_mb, int two_mc)
```

```
int gsl_sf_coupling_3j_e (int two_ja, int two_jb, int two_jc, int [Function]
 two_ma, int two_mb, int two_mc, gsl_sf_result * result)
```

These routines compute the Wigner 3-j coefficient,

$$\begin{pmatrix} ja & jb & jc \\ ma & mb & mc \end{pmatrix}$$

where the arguments are given in half-integer units,  $ja = two\_ja/2$ ,  $ma = two\_ma/2$ , etc.

### 7.8.2 6-j Symbols

```
double gsl_sf_coupling_6j (int two_ja, int two_jb, int two_jc, int two_jd, int two_je, int two_jf) [Function]
int gsl_sf_coupling_6j_e (int two_ja, int two_jb, int two_jc, int two_jd, int two_je, int two_jf, gsl_sf_result * result) [Function]
```

These routines compute the Wigner 6-j coefficient,

$$\begin{Bmatrix} ja & jb & jc \\ jd & je & jf \end{Bmatrix}$$

where the arguments are given in half-integer units,  $ja = \text{two\_ja}/2$ ,  $ma = \text{two\_ma}/2$ , etc.

### 7.8.3 9-j Symbols

```
double gsl_sf_coupling_9j (int two_ja, int two_jb, int two_jc, int two_jd, int two_je, int two_jf, int two_jg, int two_jh, int two_ji) [Function]
int gsl_sf_coupling_9j_e (int two_ja, int two_jb, int two_jc, int two_jd, int two_je, int two_jf, int two_jg, int two_jh, int two_ji, gsl_sf_result * result) [Function]
```

These routines compute the Wigner 9-j coefficient,

$$\begin{Bmatrix} ja & jb & jc \\ jd & je & jf \\ jg & jh & ji \end{Bmatrix}$$

where the arguments are given in half-integer units,  $ja = \text{two\_ja}/2$ ,  $ma = \text{two\_ma}/2$ , etc.

## 7.9 Dawson Function

The Dawson integral is defined by  $\exp(-x^2) \int_0^x dt \exp(t^2)$ . A table of Dawson's integral can be found in Abramowitz & Stegun, Table 7.5. The Dawson functions are declared in the header file 'gsl\_sf\_dawson.h'.

```
double gsl_sf_dawson (double x) [Function]
int gsl_sf_dawson_e (double x, gsl_sf_result * result) [Function]
```

These routines compute the value of Dawson's integral for x.

## 7.10 Debye Functions

The Debye functions  $D_n(x)$  are defined by the following integral,

$$D_n(x) = \frac{n}{x^n} \int_0^x dt \frac{t^n}{e^t - 1}$$

For further information see Abramowitz & Stegun, Section 27.1. The Debye functions are declared in the header file 'gsl\_sf\_debye.h'.

```
double gsl_sf_debye_1 (double x) [Function]
int gsl_sf_debye_1_e (double x, gsl_sf_result * result) [Function]
```

These routines compute the first-order Debye function  $D_1(x) = (1/x) \int_0^x dt (t/(e^t - 1))$ .

```
double gsl_sf_debye_2 (double x) [Function]
int gsl_sf_debye_2_e (double x, gsl_sf_result * result) [Function]
 These routines compute the second-order Debye function $D_2(x) = (2/x^2) \int_0^x dt(t^2/(e^t - 1))$.
```

```
double gsl_sf_debye_3 (double x) [Function]
int gsl_sf_debye_3_e (double x, gsl_sf_result * result) [Function]
 These routines compute the third-order Debye function $D_3(x) = (3/x^3) \int_0^x dt(t^3/(e^t - 1))$.
```

```
double gsl_sf_debye_4 (double x) [Function]
int gsl_sf_debye_4_e (double x, gsl_sf_result * result) [Function]
 These routines compute the fourth-order Debye function $D_4(x) = (4/x^4) \int_0^x dt(t^4/(e^t - 1))$.
```

```
double gsl_sf_debye_5 (double x) [Function]
int gsl_sf_debye_5_e (double x, gsl_sf_result * result) [Function]
 These routines compute the fifth-order Debye function $D_5(x) = (5/x^5) \int_0^x dt(t^5/(e^t - 1))$.
```

```
double gsl_sf_debye_6 (double x) [Function]
int gsl_sf_debye_6_e (double x, gsl_sf_result * result) [Function]
 These routines compute the sixth-order Debye function $D_6(x) = (6/x^6) \int_0^x dt(t^6/(e^t - 1))$.
```

## 7.11 Dilogarithm

The functions described in this section are declared in the header file ‘`gsl_sf_dilog.h`’.

### 7.11.1 Real Argument

```
double gsl_sf_dilog (double x) [Function]
int gsl_sf_dilog_e (double x, gsl_sf_result * result) [Function]
 These routines compute the dilogarithm for a real argument. In Lewin’s notation this is $Li_2(x)$, the real part of the dilogarithm of a real x . It is defined by the integral representation $Li_2(x) = -\text{Re} \int_0^x ds \log(1 - s)/s$. Note that $\text{Im}(Li_2(x)) = 0$ for $x \leq 1$, and $-\pi \log(x)$ for $x > 1$.
```

### 7.11.2 Complex Argument

```
int gsl_sf_complex_dilog_e (double r, double theta, gsl_sf_result * result_re, gsl_sf_result * result_im) [Function]
 This function computes the full complex-valued dilogarithm for the complex argument $z = r \exp(i\theta)$. The real and imaginary parts of the result are returned in result_re, result_im.
```

## 7.12 Elementary Operations

The following functions allow for the propagation of errors when combining quantities by multiplication. The functions are declared in the header file ‘`gsl_sf_elementary.h`’.

`int gsl_sf_multiply_e (double x, double y, gsl_sf_result * result)` [Function]  
 This function multiplies  $x$  and  $y$  storing the product and its associated error in *result*.

`int gsl_sf_multiply_err_e (double x, double dx, double y, double dy, gsl_sf_result * result)` [Function]  
 This function multiplies  $x$  and  $y$  with associated absolute errors  $dx$  and  $dy$ . The product  $xy \pm xy\sqrt{(dx/x)^2 + (dy/y)^2}$  is stored in *result*.

## 7.13 Elliptic Integrals

The functions described in this section are declared in the header file ‘`gsl_sf_ellint.h`’. Further information about the elliptic integrals can be found in Abramowitz & Stegun, Chapter 17.

### 7.13.1 Definition of Legendre Forms

The Legendre forms of elliptic integrals  $F(\phi, k)$ ,  $E(\phi, k)$  and  $\Pi(\phi, k, n)$  are defined by,

$$\begin{aligned} F(\phi, k) &= \int_0^\phi dt \frac{1}{\sqrt{(1 - k^2 \sin^2(t))}} \\ E(\phi, k) &= \int_0^\phi dt \sqrt{(1 - k^2 \sin^2(t))} \\ \Pi(\phi, k, n) &= \int_0^\phi dt \frac{1}{(1 + n \sin^2(t)) \sqrt{1 - k^2 \sin^2(t)}} \end{aligned}$$

The complete Legendre forms are denoted by  $K(k) = F(\pi/2, k)$  and  $E(k) = E(\pi/2, k)$ .

The notation used here is based on Carlson, *Numerische Mathematik* 33 (1979) 1 and differs slightly from that used by Abramowitz & Stegun, where the functions are given in terms of the parameter  $m = k^2$  and  $n$  is replaced by  $-n$ .

### 7.13.2 Definition of Carlson Forms

The Carlson symmetric forms of elliptical integrals  $RC(x, y)$ ,  $RD(x, y, z)$ ,  $RF(x, y, z)$  and  $RJ(x, y, z, p)$  are defined by,

$$\begin{aligned} RC(x, y) &= 1/2 \int_0^\infty dt (t+x)^{-1/2} (t+y)^{-1} \\ RD(x, y, z) &= 3/2 \int_0^\infty dt (t+x)^{-1/2} (t+y)^{-1/2} (t+z)^{-3/2} \\ RF(x, y, z) &= 1/2 \int_0^\infty dt (t+x)^{-1/2} (t+y)^{-1/2} (t+z)^{-1/2} \\ RJ(x, y, z, p) &= 3/2 \int_0^\infty dt (t+x)^{-1/2} (t+y)^{-1/2} (t+z)^{-1/2} (t+p)^{-1} \end{aligned}$$

### 7.13.3 Legendre Form of Complete Elliptic Integrals

`double gsl_sf_ellint_Kcomp (double k, gsl_mode_t mode)` [Function]

```
int gsl_sf_ellint_Kcomp_e (double k, gsl_mode_t mode, gsl_sf_result [Function]
 * result)
```

These routines compute the complete elliptic integral  $K(k)$  to the accuracy specified by the mode variable *mode*. Note that Abramowitz & Stegun define this function in terms of the parameter  $m = k^2$ .

```
double gsl_sf_ellint_Ecomp (double k, gsl_mode_t mode) [Function]
```

```
int gsl_sf_ellint_Ecomp_e (double k, gsl_mode_t mode, gsl_sf_result [Function]
 * result)
```

These routines compute the complete elliptic integral  $E(k)$  to the accuracy specified by the mode variable *mode*. Note that Abramowitz & Stegun define this function in terms of the parameter  $m = k^2$ .

```
double gsl_sf_ellint_Pcomp (double k, double n, gsl_mode_t mode) [Function]
```

```
int gsl_sf_ellint_Pcomp_e (double k, double n, gsl_mode_t mode, [Function]
 gsl_sf_result * result)
```

These routines compute the complete elliptic integral  $\Pi(k, n)$  to the accuracy specified by the mode variable *mode*. Note that Abramowitz & Stegun define this function in terms of the parameters  $m = k^2$  and  $\sin^2(\alpha) = k^2$ , with the change of sign  $n \rightarrow -n$ .

### 7.13.4 Legendre Form of Incomplete Elliptic Integrals

```
double gsl_sf_ellint_F (double phi, double k, gsl_mode_t mode) [Function]
```

```
int gsl_sf_ellint_F_e (double phi, double k, gsl_mode_t mode, [Function]
 gsl_sf_result * result)
```

These routines compute the incomplete elliptic integral  $F(\phi, k)$  to the accuracy specified by the mode variable *mode*. Note that Abramowitz & Stegun define this function in terms of the parameter  $m = k^2$ .

```
double gsl_sf_ellint_E (double phi, double k, gsl_mode_t mode) [Function]
```

```
int gsl_sf_ellint_E_e (double phi, double k, gsl_mode_t mode, [Function]
 gsl_sf_result * result)
```

These routines compute the incomplete elliptic integral  $E(\phi, k)$  to the accuracy specified by the mode variable *mode*. Note that Abramowitz & Stegun define this function in terms of the parameter  $m = k^2$ .

```
double gsl_sf_ellint_P (double phi, double k, double n, gsl_mode_t [Function]
 mode)
```

```
int gsl_sf_ellint_P_e (double phi, double k, double n, gsl_mode_t [Function]
 mode, gsl_sf_result * result)
```

These routines compute the incomplete elliptic integral  $\Pi(\phi, k, n)$  to the accuracy specified by the mode variable *mode*. Note that Abramowitz & Stegun define this function in terms of the parameters  $m = k^2$  and  $\sin^2(\alpha) = k^2$ , with the change of sign  $n \rightarrow -n$ .

```
double gsl_sf_ellint_D (double phi, double k, double n, gsl_mode_t [Function]
 mode)
```



```
int gsl_sf_ellint_D_e (double phi, double k, double n, gsl_mode_t [Function]
 mode, gsl_sf_result * result)
```

These functions compute the incomplete elliptic integral  $D(\phi, k)$  which is defined through the Carlson form  $RD(x, y, z)$  by the following relation,

$$D(\phi, k, n) = \frac{1}{3}(\sin \phi)^3 RD(1 - \sin^2(\phi), 1 - k^2 \sin^2(\phi), 1).$$

The argument  $n$  is not used and will be removed in a future release.

### 7.13.5 Carlson Forms

```
double gsl_sf_ellint_RC (double x, double y, gsl_mode_t mode) [Function]
```

```
int gsl_sf_ellint_RC_e (double x, double y, gsl_mode_t mode, [Function]
 gsl_sf_result * result)
```

These routines compute the incomplete elliptic integral  $RC(x, y)$  to the accuracy specified by the mode variable *mode*.

```
double gsl_sf_ellint_RD (double x, double y, double z, gsl_mode_t [Function]
 mode)
```

```
int gsl_sf_ellint_RD_e (double x, double y, double z, gsl_mode_t [Function]
 mode, gsl_sf_result * result)
```

These routines compute the incomplete elliptic integral  $RD(x, y, z)$  to the accuracy specified by the mode variable *mode*.

```
double gsl_sf_ellint_RF (double x, double y, double z, gsl_mode_t [Function]
 mode)
```

```
int gsl_sf_ellint_RF_e (double x, double y, double z, gsl_mode_t [Function]
 mode, gsl_sf_result * result)
```

These routines compute the incomplete elliptic integral  $RF(x, y, z)$  to the accuracy specified by the mode variable *mode*.

```
double gsl_sf_ellint_RJ (double x, double y, double z, double p, [Function]
 gsl_mode_t mode)
```

```
int gsl_sf_ellint_RJ_e (double x, double y, double z, double p, [Function]
 gsl_mode_t mode, gsl_sf_result * result)
```

These routines compute the incomplete elliptic integral  $RJ(x, y, z, p)$  to the accuracy specified by the mode variable *mode*.

## 7.14 Elliptic Functions (Jacobi)

The Jacobian Elliptic functions are defined in Abramowitz & Stegun, Chapter 16. The functions are declared in the header file ‘gsl\_sf\_elljac.h’.

```
int gsl_sf_elljac_e (double u, double m, double * sn, double * cn, [Function]
 double * dn)
```

This function computes the Jacobian elliptic functions  $sn(u|m)$ ,  $cn(u|m)$ ,  $dn(u|m)$  by descending Landen transformations.

## 7.15 Error Functions

The error function is described in Abramowitz & Stegun, Chapter 7. The functions in this section are declared in the header file ‘gsl\_sf\_erf.h’.

### 7.15.1 Error Function

```
double gsl_sf_erf (double x) [Function]
int gsl_sf_erf_e (double x, gsl_sf_result * result) [Function]
```

These routines compute the error function  $\operatorname{erf}(x)$ , where  $\operatorname{erf}(x) = (2/\sqrt{\pi}) \int_0^x dt \exp(-t^2)$ .

### 7.15.2 Complementary Error Function

```
double gsl_sf_erfc (double x) [Function]
int gsl_sf_erfc_e (double x, gsl_sf_result * result) [Function]
```

These routines compute the complementary error function  $\operatorname{erfc}(x) = 1 - \operatorname{erf}(x) = (2/\sqrt{\pi}) \int_x^\infty \exp(-t^2)$ .

### 7.15.3 Log Complementary Error Function

```
double gsl_sf_log_erfc (double x) [Function]
int gsl_sf_log_erfc_e (double x, gsl_sf_result * result) [Function]
```

These routines compute the logarithm of the complementary error function  $\log(\operatorname{erfc}(x))$ .

### 7.15.4 Probability functions

The probability functions for the Normal or Gaussian distribution are described in Abramowitz & Stegun, Section 26.2.

```
double gsl_sf_erf_Z (double x) [Function]
int gsl_sf_erf_Z_e (double x, gsl_sf_result * result) [Function]
```

These routines compute the Gaussian probability density function  $Z(x) = (1/\sqrt{2\pi}) \exp(-x^2/2)$ .

```
double gsl_sf_erf_Q (double x) [Function]
int gsl_sf_erf_Q_e (double x, gsl_sf_result * result) [Function]
```

These routines compute the upper tail of the Gaussian probability function  $Q(x) = (1/\sqrt{2\pi}) \int_x^\infty dt \exp(-t^2/2)$ .

The *hazard function* for the normal distribution, also known as the inverse Mill’s ratio, is defined as,

$$h(x) = \frac{Z(x)}{Q(x)} = \sqrt{\frac{2}{\pi}} \frac{\exp(-x^2/2)}{\operatorname{erfc}(x/\sqrt{2})}$$

It decreases rapidly as  $x$  approaches  $-\infty$  and asymptotes to  $h(x) \sim x$  as  $x$  approaches  $+\infty$ .

```
double gsl_sf_hazard (double x) [Function]
int gsl_sf_hazard_e (double x, gsl_sf_result * result) [Function]
```

These routines compute the hazard function for the normal distribution.

## 7.16 Exponential Functions

The functions described in this section are declared in the header file ‘gsl\_sf\_exp.h’.

### 7.16.1 Exponential Function

`double gsl_sf_exp (double x)` [Function]

`int gsl_sf_exp_e (double x, gsl_sf_result * result)` [Function]

These routines provide an exponential function  $\exp(x)$  using GSL semantics and error checking.

`int gsl_sf_exp_e10_e (double x, gsl_sf_result_e10 * result)` [Function]

This function computes the exponential  $\exp(x)$  using the `gsl_sf_result_e10` type to return a result with extended range. This function may be useful if the value of  $\exp(x)$  would overflow the numeric range of `double`.

`double gsl_sf_exp_mult (double x, double y)` [Function]

`int gsl_sf_exp_mult_e (double x, double y, gsl_sf_result * result)` [Function]

These routines exponentiate  $x$  and multiply by the factor  $y$  to return the product  $y \exp(x)$ .

`int gsl_sf_exp_mult_e10_e (const double x, const double y, gsl_sf_result_e10 * result)` [Function]

This function computes the product  $y \exp(x)$  using the `gsl_sf_result_e10` type to return a result with extended numeric range.

### 7.16.2 Relative Exponential Functions

`double gsl_sf_expm1 (double x)` [Function]

`int gsl_sf_expm1_e (double x, gsl_sf_result * result)` [Function]

These routines compute the quantity  $\exp(x) - 1$  using an algorithm that is accurate for small  $x$ .

`double gsl_sf_exprel (double x)` [Function]

`int gsl_sf_exprel_e (double x, gsl_sf_result * result)` [Function]

These routines compute the quantity  $(\exp(x) - 1)/x$  using an algorithm that is accurate for small  $x$ . For small  $x$  the algorithm is based on the expansion  $(\exp(x) - 1)/x = 1 + x/2 + x^2/(2 * 3) + x^3/(2 * 3 * 4) + \dots$

`double gsl_sf_exprel_2 (double x)` [Function]

`int gsl_sf_exprel_2_e (double x, gsl_sf_result * result)` [Function]

These routines compute the quantity  $2(\exp(x) - 1 - x)/x^2$  using an algorithm that is accurate for small  $x$ . For small  $x$  the algorithm is based on the expansion  $2(\exp(x) - 1 - x)/x^2 = 1 + x/3 + x^2/(3 * 4) + x^3/(3 * 4 * 5) + \dots$

`double gsl_sf_exprel_n (int n, double x)` [Function]

`int gsl_sf_exprel_n_e (int n, double x, gsl_sf_result * result)` [Function]

These routines compute the  $N$ -relative exponential, which is the  $n$ -th generalization of the functions `gsl_sf_exprel` and `gsl_sf_exprel2`. The  $N$ -relative exponential is

given by,

$$\begin{aligned}\text{exprel}_N(x) &= N!/x^N \left( \exp(x) - \sum_{k=0}^{N-1} x^k/k! \right) \\ &= 1 + x/(N+1) + x^2/((N+1)(N+2)) + \dots \\ &= {}_1F_1(1, 1+N, x)\end{aligned}$$

### 7.16.3 Exponentiation With Error Estimate

`int gsl_sf_exp_err_e (double x, double dx, gsl_sf_result * result)` [Function]  
This function exponentiates  $x$  with an associated absolute error  $dx$ .

`int gsl_sf_exp_err_e10_e (double x, double dx, gsl_sf_result_e10 * result)` [Function]  
This function exponentiates a quantity  $x$  with an associated absolute error  $dx$  using the `gsl_sf_result_e10` type to return a result with extended range.

`int gsl_sf_exp_mult_err_e (double x, double dx, double y, double dy, gsl_sf_result * result)` [Function]  
This routine computes the product  $y \exp(x)$  for the quantities  $x, y$  with associated absolute errors  $dx, dy$ .

`int gsl_sf_exp_mult_err_e10_e (double x, double dx, double y, double dy, gsl_sf_result_e10 * result)` [Function]  
This routine computes the product  $y \exp(x)$  for the quantities  $x, y$  with associated absolute errors  $dx, dy$  using the `gsl_sf_result_e10` type to return a result with extended range.

## 7.17 Exponential Integrals

Information on the exponential integrals can be found in Abramowitz & Stegun, Chapter 5. These functions are declared in the header file ‘`gsl_sf_expint.h`’.

### 7.17.1 Exponential Integral

`double gsl_sf_expint_E1 (double x)` [Function]  
`int gsl_sf_expint_E1_e (double x, gsl_sf_result * result)` [Function]  
These routines compute the exponential integral  $E_1(x)$ ,

$$E_1(x) := \text{Re} \int_1^\infty dt \exp(-xt)/t.$$

`double gsl_sf_expint_E2 (double x)` [Function]  
`int gsl_sf_expint_E2_e (double x, gsl_sf_result * result)` [Function]  
These routines compute the second-order exponential integral  $E_2(x)$ ,

$$E_2(x) := \text{Re} \int_1^\infty dt \exp(-xt)/t^2.$$

`double gsl_sf_expint_En (int n, double x)` [Function]

`int gsl_sf_expint_En_e (int n, double x, gsl_sf_result * result)` [Function]

These routines compute the exponential integral  $E_n(x)$  of order  $n$ ,

$$E_n(x) := \operatorname{Re} \int_1^\infty dt \exp(-xt)/t^n.$$

### 7.17.2 Ei(x)

`double gsl_sf_expint_Ei (double x)` [Function]

`int gsl_sf_expint_Ei_e (double x, gsl_sf_result * result)` [Function]

These routines compute the exponential integral  $Ei(x)$ ,

$$Ei(x) := -PV \left( \int_{-x}^\infty dt \exp(-t)/t \right)$$

where  $PV$  denotes the principal value of the integral.

### 7.17.3 Hyperbolic Integrals

`double gsl_sf_Shi (double x)` [Function]

`int gsl_sf_Shi_e (double x, gsl_sf_result * result)` [Function]

These routines compute the integral  $Shi(x) = \int_0^x dt \sinh(t)/t$ .

`double gsl_sf_Chi (double x)` [Function]

`int gsl_sf_Chi_e (double x, gsl_sf_result * result)` [Function]

These routines compute the integral  $Chi(x) := \operatorname{Re}[\gamma_E + \log(x) + \int_0^x dt (\cosh[t] - 1)/t]$ , where  $\gamma_E$  is the Euler constant (available as the macro `M_EULER`).

### 7.17.4 Ei\_3(x)

`double gsl_sf_expint_3 (double x)` [Function]

`int gsl_sf_expint_3_e (double x, gsl_sf_result * result)` [Function]

These routines compute the third-order exponential integral  $Ei_3(x) = \int_0^x dt \exp(-t^3)$  for  $x \geq 0$ .

### 7.17.5 Trigonometric Integrals

`double gsl_sf_Si (const double x)` [Function]

`int gsl_sf_Si_e (double x, gsl_sf_result * result)` [Function]

These routines compute the Sine integral  $Si(x) = \int_0^x dt \sin(t)/t$ .

`double gsl_sf_Ci (const double x)` [Function]

`int gsl_sf_Ci_e (double x, gsl_sf_result * result)` [Function]

These routines compute the Cosine integral  $Ci(x) = -\int_x^\infty dt \cos(t)/t$  for  $x > 0$ .

### 7.17.6 Arctangent Integral

`double gsl_sf_atanint (double x)` [Function]

`int gsl_sf_atanint_e (double x, gsl_sf_result * result)` [Function]

These routines compute the Arctangent integral, which is defined as  $AtanInt(x) = \int_0^x dt \arctan(t)/t$ .

## 7.18 Fermi-Dirac Function

The functions described in this section are declared in the header file ‘gsl\_sf\_fermi\_dirac.h’.

### 7.18.1 Complete Fermi-Dirac Integrals

The complete Fermi-Dirac integral  $F_j(x)$  is given by,

$$F_j(x) := \frac{1}{\Gamma(j+1)} \int_0^\infty dt \frac{t^j}{(\exp(t-x) + 1)}$$

`double gsl_sf_fermi_dirac_m1 (double x)` [Function]

`int gsl_sf_fermi_dirac_m1_e (double x, gsl_sf_result * result)` [Function]

These routines compute the complete Fermi-Dirac integral with an index of  $-1$ . This integral is given by  $F_{-1}(x) = e^x/(1 + e^x)$ .

`double gsl_sf_fermi_dirac_0 (double x)` [Function]

`int gsl_sf_fermi_dirac_0_e (double x, gsl_sf_result * result)` [Function]

These routines compute the complete Fermi-Dirac integral with an index of  $0$ . This integral is given by  $F_0(x) = \ln(1 + e^x)$ .

`double gsl_sf_fermi_dirac_1 (double x)` [Function]

`int gsl_sf_fermi_dirac_1_e (double x, gsl_sf_result * result)` [Function]

These routines compute the complete Fermi-Dirac integral with an index of  $1$ ,  $F_1(x) = \int_0^\infty dt(t/(\exp(t-x) + 1))$ .

`double gsl_sf_fermi_dirac_2 (double x)` [Function]

`int gsl_sf_fermi_dirac_2_e (double x, gsl_sf_result * result)` [Function]

These routines compute the complete Fermi-Dirac integral with an index of  $2$ ,  $F_2(x) = (1/2) \int_0^\infty dt(t^2/(\exp(t-x) + 1))$ .

`double gsl_sf_fermi_dirac_int (int j, double x)` [Function]

`int gsl_sf_fermi_dirac_int_e (int j, double x, gsl_sf_result * result)` [Function]

These routines compute the complete Fermi-Dirac integral with an integer index of  $j$ ,  $F_j(x) = (1/\Gamma(j+1)) \int_0^\infty dt(t^j/(\exp(t-x) + 1))$ .

`double gsl_sf_fermi_dirac_mhalf (double x)` [Function]

`int gsl_sf_fermi_dirac_mhalf_e (double x, gsl_sf_result * result)` [Function]

These routines compute the complete Fermi-Dirac integral  $F_{-1/2}(x)$ .

`double gsl_sf_fermi_dirac_half (double x)` [Function]

`int gsl_sf_fermi_dirac_half_e (double x, gsl_sf_result * result)` [Function]

These routines compute the complete Fermi-Dirac integral  $F_{1/2}(x)$ .

`double gsl_sf_fermi_dirac_3half (double x)` [Function]

`int gsl_sf_fermi_dirac_3half_e (double x, gsl_sf_result * result)` [Function]

These routines compute the complete Fermi-Dirac integral  $F_{3/2}(x)$ .

### 7.18.2 Incomplete Fermi-Dirac Integrals

The incomplete Fermi-Dirac integral  $F_j(x, b)$  is given by,

$$F_j(x, b) := \frac{1}{\Gamma(j+1)} \int_b^\infty dt \frac{t^j}{(\exp(t-x) + 1)}$$

`double gsl_sf_fermi_dirac_inc_0 (double x, double b)` [Function]

`int gsl_sf_fermi_dirac_inc_0_e (double x, double b, gsl_sf_result * result)` [Function]

These routines compute the incomplete Fermi-Dirac integral with an index of zero,  $F_0(x, b) = \ln(1 + e^{b-x}) - (b - x)$ .

## 7.19 Gamma and Beta Functions

The functions described in this section are declared in the header file ‘`gsl_sf_gamma.h`’.

### 7.19.1 Gamma Functions

The Gamma function is defined by the following integral,

$$\Gamma(x) = \int_0^\infty dt t^{x-1} \exp(-t)$$

It is related to the factorial function by  $\Gamma(n) = (n-1)!$  for positive integer  $n$ . Further information on the Gamma function can be found in Abramowitz & Stegun, Chapter 6. The functions described in this section are declared in the header file ‘`gsl_sf_gamma.h`’.

`double gsl_sf_gamma (double x)` [Function]

`int gsl_sf_gamma_e (double x, gsl_sf_result * result)` [Function]

These routines compute the Gamma function  $\Gamma(x)$ , subject to  $x$  not being a negative integer or zero. The function is computed using the real Lanczos method. The maximum value of  $x$  such that  $\Gamma(x)$  is not considered an overflow is given by the macro `GSL_SF_GAMMA_XMAX` and is 171.0.

`double gsl_sf_lngamma (double x)` [Function]

`int gsl_sf_lngamma_e (double x, gsl_sf_result * result)` [Function]

These routines compute the logarithm of the Gamma function,  $\log(\Gamma(x))$ , subject to  $x$  not being a negative integer or zero. For  $x < 0$  the real part of  $\log(\Gamma(x))$  is returned, which is equivalent to  $\log(|\Gamma(x)|)$ . The function is computed using the real Lanczos method.

`int gsl_sf_lngamma_sgn_e (double x, gsl_sf_result * result_lg, double * sgn)` [Function]

This routine computes the sign of the gamma function and the logarithm of its magnitude, subject to  $x$  not being a negative integer or zero. The function is computed using the real Lanczos method. The value of the gamma function can be reconstructed using the relation  $\Gamma(x) = \text{sgn} * \exp(\text{resultlg})$ .

`double gsl_sf_gammastar (double x)` [Function]

**int gsl\_sf\_gammastar\_e** (*double x, gsl\_sf\_result \* result*) [Function]  
 These routines compute the regulated Gamma Function  $\Gamma^*(x)$  for  $x > 0$ . The regulated gamma function is given by,

$$\begin{aligned}\Gamma^*(x) &= \Gamma(x)/(\sqrt{2\pi}x^{(x-1/2)}\exp(-x)) \\ &= \left(1 + \frac{1}{12x} + \dots\right) \quad \text{for } x \rightarrow \infty\end{aligned}$$

and is a useful suggestion of Temme.

**double gsl\_sf\_gammainv** (*double x*) [Function]

**int gsl\_sf\_gammainv\_e** (*double x, gsl\_sf\_result \* result*) [Function]  
 These routines compute the reciprocal of the gamma function,  $1/\Gamma(x)$  using the real Lanczos method.

**int gsl\_sf\_lngamma\_complex\_e** (*double zr, double zi, gsl\_sf\_result \* lnr, gsl\_sf\_result \* arg*) [Function]

This routine computes  $\log(\Gamma(z))$  for complex  $z = z_r + iz_i$  and  $z$  not a negative integer or zero, using the complex Lanczos method. The returned parameters are  $lnr = \log|\Gamma(z)|$  and  $arg = \arg(\Gamma(z))$  in  $(-\pi, \pi]$ . Note that the phase part ( $arg$ ) is not well-determined when  $|z|$  is very large, due to inevitable roundoff in restricting to  $(-\pi, \pi]$ . This will result in a `GSL_ELOSS` error when it occurs. The absolute value part ( $lnr$ ), however, never suffers from loss of precision.

### 7.19.2 Factorials

Although factorials can be computed from the Gamma function, using the relation  $n! = \Gamma(n+1)$  for non-negative integer  $n$ , it is usually more efficient to call the functions in this section, particularly for small values of  $n$ , whose factorial values are maintained in hardcoded tables.

**double gsl\_sf\_fact** (*unsigned int n*) [Function]

**int gsl\_sf\_fact\_e** (*unsigned int n, gsl\_sf\_result \* result*) [Function]  
 These routines compute the factorial  $n!$ . The factorial is related to the Gamma function by  $n! = \Gamma(n+1)$ . The maximum value of  $n$  such that  $n!$  is not considered an overflow is given by the macro `GSL_SF_FACT_NMAX` and is 170.

**double gsl\_sf\_doublefact** (*unsigned int n*) [Function]

**int gsl\_sf\_doublefact\_e** (*unsigned int n, gsl\_sf\_result \* result*) [Function]  
 These routines compute the double factorial  $n!! = n(n-2)(n-4)\dots$ . The maximum value of  $n$  such that  $n!!$  is not considered an overflow is given by the macro `GSL_SF_DOUBLEFACT_NMAX` and is 297.

**double gsl\_sf\_lnfact** (*unsigned int n*) [Function]

**int gsl\_sf\_lnfact\_e** (*unsigned int n, gsl\_sf\_result \* result*) [Function]  
 These routines compute the logarithm of the factorial of  $n$ ,  $\log(n!)$ . The algorithm is faster than computing  $\ln(\Gamma(n+1))$  via `gsl_sf_lngamma` for  $n < 170$ , but defers for larger  $n$ .

**double gsl\_sf\_lndoublefact** (*unsigned int n*) [Function]

**int gsl\_sf\_lndoublefact\_e** (*unsigned int n, gsl\_sf\_result \* result*) [Function]  
 These routines compute the logarithm of the double factorial of  $n$ ,  $\log(n!!)$ .



`double gsl_sf_choose (unsigned int n, unsigned int m)` [Function]  
`int gsl_sf_choose_e (unsigned int n, unsigned int m, gsl_sf_result * result)` [Function]

These routines compute the combinatorial factor  $n \text{ choose } m = n!/(m!(n-m)!)$

`double gsl_sf_lnchoose (unsigned int n, unsigned int m)` [Function]  
`int gsl_sf_lnchoose_e (unsigned int n, unsigned int m, gsl_sf_result * result)` [Function]

These routines compute the logarithm of  $n \text{ choose } m$ . This is equivalent to the sum  $\log(n!) - \log(m!) - \log((n-m)!)$ .

`double gsl_sf_taylorcoeff (int n, double x)` [Function]  
`int gsl_sf_taylorcoeff_e (int n, double x, gsl_sf_result * result)` [Function]

These routines compute the Taylor coefficient  $x^n/n!$  for  $x \geq 0$ ,  $n \geq 0$ .

### 7.19.3 Pochhammer Symbol

`double gsl_sf_poch (double a, double x)` [Function]  
`int gsl_sf_poch_e (double a, double x, gsl_sf_result * result)` [Function]

These routines compute the Pochhammer symbol  $(a)_x = \Gamma(a+x)/\Gamma(a)$ , subject to  $a$  and  $a+x$  not being negative integers or zero. The Pochhammer symbol is also known as the Apell symbol and sometimes written as  $(a, x)$ .

`double gsl_sf_lnpoch (double a, double x)` [Function]  
`int gsl_sf_lnpoch_e (double a, double x, gsl_sf_result * result)` [Function]

These routines compute the logarithm of the Pochhammer symbol,  $\log((a)_x) = \log(\Gamma(a+x)/\Gamma(a))$  for  $a > 0$ ,  $a+x > 0$ .

`int gsl_sf_lnpoch_sgn_e (double a, double x, gsl_sf_result * result,  
double * sgn)` [Function]

These routines compute the sign of the Pochhammer symbol and the logarithm of its magnitude. The computed parameters are  $result = \log(|(a)_x|)$  and  $sgn = \text{sgn}((a)_x)$  where  $(a)_x = \Gamma(a+x)/\Gamma(a)$ , subject to  $a$ ,  $a+x$  not being negative integers or zero.

`double gsl_sf_pochrel (double a, double x)` [Function]  
`int gsl_sf_pochrel_e (double a, double x, gsl_sf_result * result)` [Function]  
These routines compute the relative Pochhammer symbol  $((a)_x - 1)/x$  where  $(a)_x = \Gamma(a+x)/\Gamma(a)$ .

### 7.19.4 Incomplete Gamma Functions

`double gsl_sf_gamma_inc (double a, double x)` [Function]  
`int gsl_sf_gamma_inc_e (double a, double x, gsl_sf_result * result)` [Function]

These functions compute the unnormalized incomplete Gamma Function  $\Gamma(a, x) = \int_x^\infty dt t^{(a-1)} \exp(-t)$  for  $a$  real and  $x \geq 0$ .

`double gsl_sf_gamma_inc_Q (double a, double x)` [Function]  
`int gsl_sf_gamma_inc_Q_e (double a, double x, gsl_sf_result * result)` [Function]

These routines compute the normalized incomplete Gamma Function  $Q(a, x) = 1/\Gamma(a) \int_x^\infty dt t^{(a-1)} \exp(-t)$  for  $a > 0$ ,  $x \geq 0$ .

```
double gsl_sf_gamma_inc_P (double a, double x) [Function]
int gsl_sf_gamma_inc_P_e (double a, double x, gsl_sf_result *
 result) [Function]
```

These routines compute the complementary normalized incomplete Gamma Function  $P(a, x) = 1 - Q(a, x) = 1/\Gamma(a) \int_0^x dt t^{a-1} \exp(-t)$  for  $a > 0, x \geq 0$ .

Note that Abramowitz & Stegun call  $P(a, x)$  the incomplete gamma function (section 6.5).

### 7.19.5 Beta Functions

```
double gsl_sf_beta (double a, double b) [Function]
int gsl_sf_beta_e (double a, double b, gsl_sf_result * result) [Function]
```

These routines compute the Beta Function,  $B(a, b) = \Gamma(a)\Gamma(b)/\Gamma(a+b)$  subject to  $a$  and  $b$  not being negative integers.

```
double gsl_sf_lnbeta (double a, double b) [Function]
int gsl_sf_lnbeta_e (double a, double b, gsl_sf_result * result) [Function]
```

These routines compute the logarithm of the Beta Function,  $\log(B(a, b))$  subject to  $a$  and  $b$  not being negative integers.

### 7.19.6 Incomplete Beta Function

```
double gsl_sf_beta_inc (double a, double b, double x) [Function]
int gsl_sf_beta_inc_e (double a, double b, double x, gsl_sf_result *
 result) [Function]
```

These routines compute the normalized incomplete Beta function  $I_x(a, b) = B_x(a, b)/B(a, b)$  where  $B_x(a, b) = \int_0^x t^{a-1}(1-t)^{b-1}dt$  for  $0 \leq x \leq 1$ . For  $a > 0, b > 0$  the value is computed using a continued fraction expansion. For all other values it is computed using the relation  $I_x(a, b, x) = (1/a)x^a {}_2F_1(a, 1-b, a+1, x)/B(a, b)$ .

## 7.20 Gegenbauer Functions

The Gegenbauer polynomials are defined in Abramowitz & Stegun, Chapter 22, where they are known as Ultraspherical polynomials. The functions described in this section are declared in the header file ‘gsl\_sf\_gegenbauer.h’.

```
double gsl_sf_gegenpoly_1 (double lambda, double x) [Function]
double gsl_sf_gegenpoly_2 (double lambda, double x) [Function]
double gsl_sf_gegenpoly_3 (double lambda, double x) [Function]
int gsl_sf_gegenpoly_1_e (double lambda, double x, gsl_sf_result *
 result) [Function]
int gsl_sf_gegenpoly_2_e (double lambda, double x, gsl_sf_result *
 result) [Function]
int gsl_sf_gegenpoly_3_e (double lambda, double x, gsl_sf_result *
 result) [Function]
```

These functions evaluate the Gegenbauer polynomials  $C_n^{(\lambda)}(x)$  using explicit representations for  $n = 1, 2, 3$ .

```
double gsl_sf_gegenpoly_n (int n, double lambda, double x) [Function]
int gsl_sf_gegenpoly_n_e (int n, double lambda, double x, [Function]
 gsl_sf_result * result)
```

These functions evaluate the Gegenbauer polynomial  $C_n^{(\lambda)}(x)$  for a specific value of  $n$ ,  $lambda$ ,  $x$  subject to  $\lambda > -1/2$ ,  $n \geq 0$ .

```
int gsl_sf_gegenpoly_array (int nmax, double lambda, double x, [Function]
 double result_array[])
```

This function computes an array of Gegenbauer polynomials  $C_n^{(\lambda)}(x)$  for  $n = 0, 1, 2, \dots, nmax$ , subject to  $\lambda > -1/2$ ,  $nmax \geq 0$ .

## 7.21 Hypergeometric Functions

Hypergeometric functions are described in Abramowitz & Stegun, Chapters 13 and 15. These functions are declared in the header file ‘gsl\_sf\_hyperg.h’.

```
double gsl_sf_hyperg_0F1 (double c, double x) [Function]
int gsl_sf_hyperg_0F1_e (double c, double x, gsl_sf_result * result) [Function]
```

These routines compute the hypergeometric function  ${}_0F_1(c, x)$ .

```
double gsl_sf_hyperg_1F1_int (int m, int n, double x) [Function]
int gsl_sf_hyperg_1F1_int_e (int m, int n, double x, gsl_sf_result * [Function]
 result)
```

These routines compute the confluent hypergeometric function  ${}_1F_1(m, n, x) = M(m, n, x)$  for integer parameters  $m$ ,  $n$ .

```
double gsl_sf_hyperg_1F1 (double a, double b, double x) [Function]
int gsl_sf_hyperg_1F1_e (double a, double b, double x, gsl_sf_result * [Function]
 result)
```

These routines compute the confluent hypergeometric function  ${}_1F_1(a, b, x) = M(a, b, x)$  for general parameters  $a$ ,  $b$ .

```
double gsl_sf_hyperg_U_int (int m, int n, double x) [Function]
int gsl_sf_hyperg_U_int_e (int m, int n, double x, gsl_sf_result * [Function]
 result)
```

These routines compute the confluent hypergeometric function  $U(m, n, x)$  for integer parameters  $m$ ,  $n$ .

```
int gsl_sf_hyperg_U_int_e10_e (int m, int n, double x, [Function]
 gsl_sf_result_e10 * result)
```

This routine computes the confluent hypergeometric function  $U(m, n, x)$  for integer parameters  $m$ ,  $n$  using the `gsl_sf_result_e10` type to return a result with extended range.

```
double gsl_sf_hyperg_U (double a, double b, double x) [Function]
int gsl_sf_hyperg_U_e (double a, double b, double x, gsl_sf_result * [Function]
 result)
```

These routines compute the confluent hypergeometric function  $U(a, b, x)$ .

```
int gsl_sf_hyperg_U_e10_e (double a, double b, double x, [Function]
 gsl_sf_result_e10 * result)
```

This routine computes the confluent hypergeometric function  $U(a, b, x)$  using the `gsl_sf_result_e10` type to return a result with extended range.

```
double gsl_sf_hyperg_2F1 (double a, double b, double c, double x) [Function]
int gsl_sf_hyperg_2F1_e (double a, double b, double c, double x, [Function]
 gsl_sf_result * result)
```

These routines compute the Gauss hypergeometric function  ${}_2F_1(a, b, c, x)$  for  $|x| < 1$ . If the arguments  $(a, b, c, x)$  are too close to a singularity then the function can return the error code `GSL_EMAXITER` when the series approximation converges too slowly. This occurs in the region of  $x = 1$ ,  $c - a - b = m$  for integer  $m$ .

```
double gsl_sf_hyperg_2F1_conj (double aR, double aI, double c, [Function]
 double x)
int gsl_sf_hyperg_2F1_conj_e (double aR, double aI, double c, [Function]
 double x, gsl_sf_result * result)
```

These routines compute the Gauss hypergeometric function  ${}_2F_1(a_R + ia_I, a_R - ia_I, c, x)$  with complex parameters for  $|x| < 1$ . exceptions:

```
double gsl_sf_hyperg_2F1_renorm (double a, double b, double c, [Function]
 double x)
int gsl_sf_hyperg_2F1_renorm_e (double a, double b, double c, [Function]
 double x, gsl_sf_result * result)
```

These routines compute the renormalized Gauss hypergeometric function  ${}_2F_1(a, b, c, x)/\Gamma(c)$  for  $|x| < 1$ .

```
double gsl_sf_hyperg_2F1_conj_renorm (double aR, double aI, [Function]
 double c, double x)
int gsl_sf_hyperg_2F1_conj_renorm_e (double aR, double aI, [Function]
 double c, double x, gsl_sf_result * result)
```

These routines compute the renormalized Gauss hypergeometric function  ${}_2F_1(a_R + ia_I, a_R - ia_I, c, x)/\Gamma(c)$  for  $|x| < 1$ .

```
double gsl_sf_hyperg_2F0 (double a, double b, double x) [Function]
int gsl_sf_hyperg_2F0_e (double a, double b, double x, gsl_sf_result * [Function]
 result)
```

These routines compute the hypergeometric function  ${}_2F_0(a, b, x)$ . The series representation is a divergent hypergeometric series. However, for  $x < 0$  we have  ${}_2F_0(a, b, x) = (-1/x)^a U(a, 1 + a - b, -1/x)$

## 7.22 Laguerre Functions

The generalized Laguerre polynomials are defined in terms of confluent hypergeometric functions as  $L_n^a(x) = ((a+1)_n/n!) {}_1F_1(-n, a+1, x)$ , and are sometimes referred to as the associated Laguerre polynomials. They are related to the plain Laguerre polynomials  $L_n(x)$  by  $L_n^0(x) = L_n(x)$  and  $L_n^k(x) = (-1)^k (d^k/dx^k) L_{(n+k)}(x)$ . For more information see Abramowitz & Stegun, Chapter 22.

The functions described in this section are declared in the header file ‘gsl\_sf\_laguerre.h’.

```
double gsl_sf_laguerre_1 (double a, double x) [Function]
double gsl_sf_laguerre_2 (double a, double x) [Function]
double gsl_sf_laguerre_3 (double a, double x) [Function]
int gsl_sf_laguerre_1_e (double a, double x, gsl_sf_result * result) [Function]
int gsl_sf_laguerre_2_e (double a, double x, gsl_sf_result * result) [Function]
int gsl_sf_laguerre_3_e (double a, double x, gsl_sf_result * result) [Function]
```

These routines evaluate the generalized Laguerre polynomials  $L_1^a(x)$ ,  $L_2^a(x)$ ,  $L_3^a(x)$  using explicit representations.

```
double gsl_sf_laguerre_n (const int n, const double a, const double x) [Function]
int gsl_sf_laguerre_n_e (int n, double a, double x, gsl_sf_result * result) [Function]
```

These routines evaluate the generalized Laguerre polynomials  $L_n^a(x)$  for  $a > -1$ ,  $n \geq 0$ .

## 7.23 Lambert W Functions

Lambert’s W functions,  $W(x)$ , are defined to be solutions of the equation  $W(x) \exp(W(x)) = x$ . This function has multiple branches for  $x < 0$ ; however, it has only two real-valued branches. We define  $W_0(x)$  to be the principal branch, where  $W > -1$  for  $x < 0$ , and  $W_{-1}(x)$  to be the other real branch, where  $W < -1$  for  $x < 0$ . The Lambert functions are declared in the header file ‘gsl\_sf\_lambert.h’.

```
double gsl_sf_lambert_W0 (double x) [Function]
int gsl_sf_lambert_W0_e (double x, gsl_sf_result * result) [Function]
```

These compute the principal branch of the Lambert W function,  $W_0(x)$ .

```
double gsl_sf_lambert_Wm1 (double x) [Function]
int gsl_sf_lambert_Wm1_e (double x, gsl_sf_result * result) [Function]
```

These compute the secondary real-valued branch of the Lambert W function,  $W_{-1}(x)$ .

## 7.24 Legendre Functions and Spherical Harmonics

The Legendre Functions and Legendre Polynomials are described in Abramowitz & Stegun, Chapter 8. These functions are declared in the header file ‘gsl\_sf\_legendre.h’.

### 7.24.1 Legendre Polynomials

```
double gsl_sf_legendre_P1 (double x) [Function]
double gsl_sf_legendre_P2 (double x) [Function]
double gsl_sf_legendre_P3 (double x) [Function]
int gsl_sf_legendre_P1_e (double x, gsl_sf_result * result) [Function]
int gsl_sf_legendre_P2_e (double x, gsl_sf_result * result) [Function]
int gsl_sf_legendre_P3_e (double x, gsl_sf_result * result) [Function]
```

These functions evaluate the Legendre polynomials  $P_l(x)$  using explicit representations for  $l = 1, 2, 3$ .

```
double gsl_sf_legendre_Pl (int l, double x) [Function]
int gsl_sf_legendre_Pl_e (int l, double x, gsl_sf_result * result) [Function]
 These functions evaluate the Legendre polynomial $P_l(x)$ for a specific value of l , x
 subject to $l \geq 0$, $|x| \leq 1$

int gsl_sf_legendre_Pl_array (int lmax, double x, double [Function]
 result_array[])
int gsl_sf_legendre_Pl_deriv_array (int lmax, double x, double [Function]
 result_array[], double result_deriv_array[])
 These functions compute an array of Legendre polynomials $P_l(x)$, and optionally their
 derivatives $dP_l(x)/dx$, for $l = 0, \dots, lmax$, $|x| \leq 1$

double gsl_sf_legendre_Q0 (double x) [Function]
int gsl_sf_legendre_Q0_e (double x, gsl_sf_result * result) [Function]
 These routines compute the Legendre function $Q_0(x)$ for $x > -1$, $x \neq 1$.

double gsl_sf_legendre_Q1 (double x) [Function]
int gsl_sf_legendre_Q1_e (double x, gsl_sf_result * result) [Function]
 These routines compute the Legendre function $Q_1(x)$ for $x > -1$, $x \neq 1$.

double gsl_sf_legendre_Ql (int l, double x) [Function]
int gsl_sf_legendre_Ql_e (int l, double x, gsl_sf_result * result) [Function]
 These routines compute the Legendre function $Q_l(x)$ for $x > -1$, $x \neq 1$ and $l \geq 0$.
```

### 7.24.2 Associated Legendre Polynomials and Spherical Harmonics

The following functions compute the associated Legendre Polynomials  $P_l^m(x)$ . Note that this function grows combinatorially with  $l$  and can overflow for  $l$  larger than about 150. There is no trouble for small  $m$ , but overflow occurs when  $m$  and  $l$  are both large. Rather than allow overflows, these functions refuse to calculate  $P_l^m(x)$  and return `GSL_EOVRFLW` when they can sense that  $l$  and  $m$  are too big.

If you want to calculate a spherical harmonic, then *do not* use these functions. Instead use `gsl_sf_legendre_sphPlm` below, which uses a similar recursion, but with the normalized functions.

```
double gsl_sf_legendre_Plm (int l, int m, double x) [Function]
int gsl_sf_legendre_Plm_e (int l, int m, double x, gsl_sf_result * [Function]
 result)
 These routines compute the associated Legendre polynomial $P_l^m(x)$ for $m \geq 0$, $l \geq m$,
 $|x| \leq 1$.

int gsl_sf_legendre_Plm_array (int lmax, int m, double x, double [Function]
 result_array[])
int gsl_sf_legendre_Plm_deriv_array (int lmax, int m, double x, [Function]
 double result_array[], double result_deriv_array[])
 These functions compute an array of Legendre polynomials $P_l^m(x)$, and optionally
 their derivatives $dP_l^m(x)/dx$, for $m \geq 0$, $l = |m|, \dots, lmax$, $|x| \leq 1$.

double gsl_sf_legendre_sphPlm (int l, int m, double x) [Function]
```

`int gsl_sf_legendre_sphPlm_e (int l, int m, double x, gsl_sf_result * result)` [Function]

These routines compute the normalized associated Legendre polynomial  $\sqrt{(2l+1)/(4\pi)}\sqrt{(l-m)!/(l+m)!}P_l^m(x)$  suitable for use in spherical harmonics. The parameters must satisfy  $m \geq 0$ ,  $l \geq m$ ,  $|x| \leq 1$ . These routines avoid the overflows that occur for the standard normalization of  $P_l^m(x)$ .

`int gsl_sf_legendre_sphPlm_array (int lmax, int m, double x, double result_array[])` [Function]

`int gsl_sf_legendre_sphPlm_deriv_array (int lmax, int m, double x, double result_array[], double result_deriv_array[])` [Function]

These functions compute an array of normalized associated Legendre functions  $\sqrt{(2l+1)/(4\pi)}\sqrt{(l-m)!/(l+m)!}P_l^m(x)$ , and optionally their derivatives, for  $m \geq 0$ ,  $l = |m|, \dots, lmax$ ,  $|x| \leq 1$

`int gsl_sf_legendre_array_size (const int lmax, const int m)` [Function]

This function returns the size of `result_array[]` needed for the array versions of  $P_l^m(x)$ ,  $lmax - m + 1$ . An inline version of this function is used when `HAVE_INLINE` is defined.

### 7.24.3 Conical Functions

The Conical Functions  $P_{-(1/2)+i\lambda}^\mu(x)$  and  $Q_{-(1/2)+i\lambda}^\mu$  are described in Abramowitz & Stegun, Section 8.12.

`double gsl_sf_conicalP_half (double lambda, double x)` [Function]

`int gsl_sf_conicalP_half_e (double lambda, double x, gsl_sf_result * result)` [Function]

These routines compute the irregular Spherical Conical Function  $P_{-1/2+i\lambda}^{1/2}(x)$  for  $x > -1$ .

`double gsl_sf_conicalP_mhalf (double lambda, double x)` [Function]

`int gsl_sf_conicalP_mhalf_e (double lambda, double x, gsl_sf_result * result)` [Function]

These routines compute the regular Spherical Conical Function  $P_{-1/2+i\lambda}^{-1/2}(x)$  for  $x > -1$ .

`double gsl_sf_conicalP_0 (double lambda, double x)` [Function]

`int gsl_sf_conicalP_0_e (double lambda, double x, gsl_sf_result * result)` [Function]

These routines compute the conical function  $P_{-1/2+i\lambda}^0(x)$  for  $x > -1$ .

`double gsl_sf_conicalP_1 (double lambda, double x)` [Function]

`int gsl_sf_conicalP_1_e (double lambda, double x, gsl_sf_result * result)` [Function]

These routines compute the conical function  $P_{-1/2+i\lambda}^1(x)$  for  $x > -1$ .

`double gsl_sf_conicalP_sph_reg (int l, double lambda, double x)` [Function]

`int gsl_sf_conicalP_sph_reg_e (int l, double lambda, double x, gsl_sf_result * result)` [Function]

These routines compute the Regular Spherical Conical Function  $P_{-1/2+i\lambda}^{-1/2-l}(x)$  for  $x > -1$ ,  $l \geq -1$ .

```
double gsl_sf_conicalP_cyl_reg (int m, double lambda, double x) [Function]
int gsl_sf_conicalP_cyl_reg_e (int m, double lambda, double x, [Function]
 gsl_sf_result * result)
```

These routines compute the Regular Cylindrical Conical Function  $P_{-1/2+i\lambda}^{-m}(x)$  for  $x > -1$ ,  $m \geq -1$ .

#### 7.24.4 Radial Functions for Hyperbolic Space

The following spherical functions are specializations of Legendre functions which give the regular eigenfunctions of the Laplacian on a 3-dimensional hyperbolic space  $H^{3d}$ . Of particular interest is the flat limit,  $\lambda \rightarrow \infty$ ,  $\eta \rightarrow 0$ ,  $\lambda\eta$  fixed.

```
double gsl_sf_legendre_H3d_0 (double lambda, double eta) [Function]
int gsl_sf_legendre_H3d_0_e (double lambda, double eta, [Function]
 gsl_sf_result * result)
```

These routines compute the zeroth radial eigenfunction of the Laplacian on the 3-dimensional hyperbolic space,

$$L_0^{H^{3d}}(\lambda, \eta) := \frac{\sin(\lambda\eta)}{\lambda \sinh(\eta)}$$

for  $\eta \geq 0$ . In the flat limit this takes the form  $L_0^{H^{3d}}(\lambda, \eta) = j_0(\lambda\eta)$ .

```
double gsl_sf_legendre_H3d_1 (double lambda, double eta) [Function]
int gsl_sf_legendre_H3d_1_e (double lambda, double eta, [Function]
 gsl_sf_result * result)
```

These routines compute the first radial eigenfunction of the Laplacian on the 3-dimensional hyperbolic space,

$$L_1^{H^{3d}}(\lambda, \eta) := \frac{1}{\sqrt{\lambda^2 + 1}} \left( \frac{\sin(\lambda\eta)}{\lambda \sinh(\eta)} \right) (\coth(\eta) - \lambda \cot(\lambda\eta))$$

for  $\eta \geq 0$ . In the flat limit this takes the form  $L_1^{H^{3d}}(\lambda, \eta) = j_1(\lambda\eta)$ .

```
double gsl_sf_legendre_H3d (int l, double lambda, double eta) [Function]
int gsl_sf_legendre_H3d_e (int l, double lambda, double eta, [Function]
 gsl_sf_result * result)
```

These routines compute the  $l$ -th radial eigenfunction of the Laplacian on the 3-dimensional hyperbolic space  $\eta \geq 0$ ,  $l \geq 0$ . In the flat limit this takes the form  $L_l^{H^{3d}}(\lambda, \eta) = j_l(\lambda\eta)$ .

```
int gsl_sf_legendre_H3d_array (int lmax, double lambda, double [Function]
 eta, double result_array[])
```

This function computes an array of radial eigenfunctions  $L_l^{H^{3d}}(\lambda, \eta)$  for  $0 \leq l \leq lmax$ .

### 7.25 Logarithm and Related Functions

Information on the properties of the Logarithm function can be found in Abramowitz & Stegun, Chapter 4. The functions described in this section are declared in the header file ‘gsl\_sf\_log.h’.



`double gsl_sf_log (double x)` [Function]

`int gsl_sf_log_e (double x, gsl_sf_result * result)` [Function]

These routines compute the logarithm of  $x$ ,  $\log(x)$ , for  $x > 0$ .

`double gsl_sf_log_abs (double x)` [Function]

`int gsl_sf_log_abs_e (double x, gsl_sf_result * result)` [Function]

These routines compute the logarithm of the magnitude of  $x$ ,  $\log(|x|)$ , for  $x \neq 0$ .

`int gsl_sf_complex_log_e (double zr, double zi, gsl_sf_result * lnr, gsl_sf_result * theta)` [Function]

This routine computes the complex logarithm of  $z = z_r + iz_i$ . The results are returned as  $lnr$ ,  $theta$  such that  $\exp(lnr + i\theta) = z_r + iz_i$ , where  $\theta$  lies in the range  $[-\pi, \pi]$ .

`double gsl_sf_log_1plusx (double x)` [Function]

`int gsl_sf_log_1plusx_e (double x, gsl_sf_result * result)` [Function]

These routines compute  $\log(1+x)$  for  $x > -1$  using an algorithm that is accurate for small  $x$ .

`double gsl_sf_log_1plusx_mx (double x)` [Function]

`int gsl_sf_log_1plusx_mx_e (double x, gsl_sf_result * result)` [Function]

These routines compute  $\log(1+x) - x$  for  $x > -1$  using an algorithm that is accurate for small  $x$ .

## 7.26 Mathieu Functions

The routines described in this section compute the angular and radial Mathieu functions, and their characteristic values. Mathieu functions are the solutions of the following two differential equations:

$$\frac{d^2 y}{dv^2} + (a - 2q \cos 2v)y = 0,$$

$$\frac{d^2 f}{du^2} - (a - 2q \cosh 2u)f = 0.$$

The angular Mathieu functions  $ce_r(x, q)$ ,  $se_r(x, q)$  are the even and odd periodic solutions of the first equation, which is known as Mathieu's equation. These exist only for the discrete sequence of characteristic values  $a = a_r(q)$  (even-periodic) and  $a = b_r(q)$  (odd-periodic).

The radial Mathieu functions  $Mc_r^{(j)}(z, q)$ ,  $Ms_{\{r\}}^{(j)}(z, q)$  are the solutions of the second equation, which is referred to as Mathieu's modified equation. The radial Mathieu functions of the first, second, third and fourth kind are denoted by the parameter  $j$ , which takes the value 1, 2, 3 or 4.

For more information on the Mathieu functions, see Abramowitz and Stegun, Chapter 20. These functions are defined in the header file 'gsl\_sf\_mathieu.h'.

### 7.26.1 Mathieu Function Workspace

The Mathieu functions can be computed for a single order or for multiple orders, using array-based routines. The array-based routines require a preallocated workspace.

`gsl_sf_mathieu_workspace * gsl_sf_mathieu_alloc (size_t n,  
double qmax)` [Function]

This function returns a workspace for the array versions of the Mathieu routines. The arguments *n* and *qmax* specify the maximum order and *q*-value of Mathieu functions which can be computed with this workspace.

`void gsl_sf_mathieu_free (gsl_sf_mathieu_workspace *work)` [Function]

This function frees the workspace *work*.

### 7.26.2 Mathieu Function Characteristic Values

`int gsl_sf_mathieu_a (int n, double q, gsl_sf_result *result)` [Function]

`int gsl_sf_mathieu_b (int n, double q, gsl_sf_result *result)` [Function]

These routines compute the characteristic values  $a_n(q)$ ,  $b_n(q)$  of the Mathieu functions  $ce_n(q, x)$  and  $se_n(q, x)$ , respectively.

`int gsl_sf_mathieu_a_array (int order_min, int order_max, double  
q, gsl_sf_mathieu_workspace *work, double result_array[])` [Function]

`int gsl_sf_mathieu_b_array (int order_min, int order_max, double  
q, gsl_sf_mathieu_workspace *work, double result_array[])` [Function]

These routines compute a series of Mathieu characteristic values  $a_n(q)$ ,  $b_n(q)$  for *n* from *order\_min* to *order\_max* inclusive, storing the results in the array *result\_array*.

### 7.26.3 Angular Mathieu Functions

`int gsl_sf_mathieu_ce (int n, double q, double x, gsl_sf_result  
*result)` [Function]

`int gsl_sf_mathieu_se (int n, double q, double x, gsl_sf_result  
*result)` [Function]

These routines compute the angular Mathieu functions  $ce_n(q, x)$  and  $se_n(q, x)$ , respectively.

`int gsl_sf_mathieu_ce_array (int nmin, int nmax, double q, double  
x, gsl_sf_mathieu_workspace *work, double result_array[])` [Function]

`int gsl_sf_mathieu_se_array (int nmin, int nmax, double q, double  
x, gsl_sf_mathieu_workspace *work, double result_array[])` [Function]

These routines compute a series of the angular Mathieu functions  $ce_n(q, x)$  and  $se_n(q, x)$  of order *n* from *nmin* to *nmax* inclusive, storing the results in the array *result\_array*.

### 7.26.4 Radial Mathieu Functions

`int gsl_sf_mathieu_Mc (int j, int n, double q, double x, gsl_sf_result  
*result)` [Function]

`int gsl_sf_mathieu_Ms (int j, int n, double q, double x, gsl_sf_result  
*result)` [Function]

These routines compute the radial *j*-th kind Mathieu functions  $Mc_n^{(j)}(q, x)$  and  $Ms_n^{(j)}(q, x)$  of order *n*.

The allowed values of *j* are 1 and 2. The functions for  $j = 3, 4$  can be computed as  $M_n^{(3)} = M_n^{(1)} + iM_n^{(2)}$  and  $M_n^{(4)} = M_n^{(1)} - iM_n^{(2)}$ , where  $M_n^{(j)} = Mc_n^{(j)}$  or  $Ms_n^{(j)}$ .

```
int gsl_sf_mathieu_Mc_array (int j, int nmin, int nmax, double q, [Function]
 double x, gsl_sf_mathieu_workspace *work, double result_array[])
int gsl_sf_mathieu_Ms_array (int j, int nmin, int nmax, double q, [Function]
 double x, gsl_sf_mathieu_workspace *work, double result_array[])
```

These routines compute a series of the radial Mathieu functions of kind  $j$ , with order from  $nmin$  to  $nmax$  inclusive, storing the results in the array `result_array`.

## 7.27 Power Function

The following functions are equivalent to the function `gsl_pow_int` (see Section 4.4 [Small integer powers], page 18) with an error estimate. These functions are declared in the header file `'gsl_sf_pow_int.h'`.

```
double gsl_sf_pow_int (double x, int n) [Function]
int gsl_sf_pow_int_e (double x, int n, gsl_sf_result * result) [Function]
```

These routines compute the power  $x^n$  for integer  $n$ . The power is computed using the minimum number of multiplications. For example,  $x^8$  is computed as  $((x^2)^2)^2$ , requiring only 3 multiplications. For reasons of efficiency, these functions do not check for overflow or underflow conditions.

```
#include <gsl/gsl_sf_pow_int.h>
/* compute 3.0**12 */
double y = gsl_sf_pow_int(3.0, 12);
```

## 7.28 Psi (Digamma) Function

The polygamma functions of order  $n$  are defined by

$$\psi^{(n)}(x) = \left(\frac{d}{dx}\right)^n \psi(x) = \left(\frac{d}{dx}\right)^{n+1} \log(\Gamma(x))$$

where  $\psi(x) = \Gamma'(x)/\Gamma(x)$  is known as the digamma function. These functions are declared in the header file `'gsl_sf_psi.h'`.

### 7.28.1 Digamma Function

```
double gsl_sf_psi_int (int n) [Function]
int gsl_sf_psi_int_e (int n, gsl_sf_result * result) [Function]
```

These routines compute the digamma function  $\psi(n)$  for positive integer  $n$ . The digamma function is also called the Psi function.

```
double gsl_sf_psi (double x) [Function]
int gsl_sf_psi_e (double x, gsl_sf_result * result) [Function]
```

These routines compute the digamma function  $\psi(x)$  for general  $x$ ,  $x \neq 0$ .

```
double gsl_sf_psi_1piy (double y) [Function]
int gsl_sf_psi_1piy_e (double y, gsl_sf_result * result) [Function]
```

These routines compute the real part of the digamma function on the line  $1 + iy$ ,  $\text{Re}[\psi(1 + iy)]$ .

### 7.28.2 Trigamma Function

`double gsl_sf_psi_1_int (int n)` [Function]

`int gsl_sf_psi_1_int_e (int n, gsl_sf_result * result)` [Function]

These routines compute the Trigamma function  $\psi'(n)$  for positive integer  $n$ .

`double gsl_sf_psi_1 (double x)` [Function]

`int gsl_sf_psi_1_e (double x, gsl_sf_result * result)` [Function]

These routines compute the Trigamma function  $\psi'(x)$  for general  $x$ .

### 7.28.3 Polygamma Function

`double gsl_sf_psi_n (int n, double x)` [Function]

`int gsl_sf_psi_n_e (int n, double x, gsl_sf_result * result)` [Function]

These routines compute the polygamma function  $\psi^{(n)}(x)$  for  $n \geq 0$ ,  $x > 0$ .

## 7.29 Synchrotron Functions

The functions described in this section are declared in the header file ‘`gsl_sf_synchrotron.h`’.

`double gsl_sf_synchrotron_1 (double x)` [Function]

`int gsl_sf_synchrotron_1_e (double x, gsl_sf_result * result)` [Function]

These routines compute the first synchrotron function  $x \int_x^\infty dt K_{5/3}(t)$  for  $x \geq 0$ .

`double gsl_sf_synchrotron_2 (double x)` [Function]

`int gsl_sf_synchrotron_2_e (double x, gsl_sf_result * result)` [Function]

These routines compute the second synchrotron function  $x K_{2/3}(x)$  for  $x \geq 0$ .

## 7.30 Transport Functions

The transport functions  $J(n, x)$  are defined by the integral representations  $J(n, x) := \int_0^x dt t^n e^t / (e^t - 1)^2$ . They are declared in the header file ‘`gsl_sf_transport.h`’.

`double gsl_sf_transport_2 (double x)` [Function]

`int gsl_sf_transport_2_e (double x, gsl_sf_result * result)` [Function]

These routines compute the transport function  $J(2, x)$ .

`double gsl_sf_transport_3 (double x)` [Function]

`int gsl_sf_transport_3_e (double x, gsl_sf_result * result)` [Function]

These routines compute the transport function  $J(3, x)$ .

`double gsl_sf_transport_4 (double x)` [Function]

`int gsl_sf_transport_4_e (double x, gsl_sf_result * result)` [Function]

These routines compute the transport function  $J(4, x)$ .

`double gsl_sf_transport_5 (double x)` [Function]

`int gsl_sf_transport_5_e (double x, gsl_sf_result * result)` [Function]

These routines compute the transport function  $J(5, x)$ .

## 7.31 Trigonometric Functions

The library includes its own trigonometric functions in order to provide consistency across platforms and reliable error estimates. These functions are declared in the header file ‘gsl\_sf\_trig.h’.

### 7.31.1 Circular Trigonometric Functions

`double gsl_sf_sin (double x)` [Function]

`int gsl_sf_sin_e (double x, gsl_sf_result * result)` [Function]

These routines compute the sine function  $\sin(x)$ .

`double gsl_sf_cos (double x)` [Function]

`int gsl_sf_cos_e (double x, gsl_sf_result * result)` [Function]

These routines compute the cosine function  $\cos(x)$ .

`double gsl_sf_hypot (double x, double y)` [Function]

`int gsl_sf_hypot_e (double x, double y, gsl_sf_result * result)` [Function]

These routines compute the hypotenuse function  $\sqrt{x^2 + y^2}$  avoiding overflow and underflow.

`double gsl_sf_sinc (double x)` [Function]

`int gsl_sf_sinc_e (double x, gsl_sf_result * result)` [Function]

These routines compute  $\text{sinc}(x) = \sin(\pi x)/(\pi x)$  for any value of  $x$ .

### 7.31.2 Trigonometric Functions for Complex Arguments

`int gsl_sf_complex_sin_e (double zr, double zi, gsl_sf_result * szr,` [Function]

`gsl_sf_result * sz_i)`

This function computes the complex sine,  $\sin(z_r + iz_i)$  storing the real and imaginary parts in  $sz_r$ ,  $sz_i$ .

`int gsl_sf_complex_cos_e (double zr, double zi, gsl_sf_result * czr,` [Function]

`gsl_sf_result * cz_i)`

This function computes the complex cosine,  $\cos(z_r + iz_i)$  storing the real and imaginary parts in  $sz_r$ ,  $sz_i$ .

`int gsl_sf_complex_logsin_e (double zr, double zi, gsl_sf_result *` [Function]

`lszr, gsl_sf_result * lszi)`

This function computes the logarithm of the complex sine,  $\log(\sin(z_r + iz_i))$  storing the real and imaginary parts in  $sz_r$ ,  $sz_i$ .

### 7.31.3 Hyperbolic Trigonometric Functions

`double gsl_sf_lnsinh (double x)` [Function]

`int gsl_sf_lnsinh_e (double x, gsl_sf_result * result)` [Function]

These routines compute  $\log(\sinh(x))$  for  $x > 0$ .

`double gsl_sf_lncosh (double x)` [Function]

`int gsl_sf_lncosh_e (double x, gsl_sf_result * result)` [Function]

These routines compute  $\log(\cosh(x))$  for any  $x$ .

### 7.31.4 Conversion Functions

`int gsl_sf_polar_to_rect (double r, double theta, gsl_sf_result * x,  
gsl_sf_result * y);` [Function]

This function converts the polar coordinates  $(r, \theta)$  to rectilinear coordinates  $(x, y)$ ,  
 $x = r \cos(\theta)$ ,  $y = r \sin(\theta)$ .

`int gsl_sf_rect_to_polar (double x, double y, gsl_sf_result * r,  
gsl_sf_result * theta)` [Function]

This function converts the rectilinear coordinates  $(x, y)$  to polar coordinates  $(r, \theta)$ ,  
such that  $x = r \cos(\theta)$ ,  $y = r \sin(\theta)$ . The argument *theta* lies in the range  $[-\pi, \pi]$ .

### 7.31.5 Restriction Functions

`double gsl_sf_angle_restrict_symm (double theta)` [Function]

`int gsl_sf_angle_restrict_symm_e (double * theta)` [Function]

These routines force the angle *theta* to lie in the range  $(-\pi, \pi]$ .

Note that the mathematical value of  $\pi$  is slightly greater than `M_PI`, so the machine numbers `M_PI` and `-M_PI` are included in the range.

`double gsl_sf_angle_restrict_pos (double theta)` [Function]

`int gsl_sf_angle_restrict_pos_e (double * theta)` [Function]

These routines force the angle *theta* to lie in the range  $[0, 2\pi)$ .

Note that the mathematical value of  $2\pi$  is slightly greater than `2*M_PI`, so the machine number `2*M_PI` is included in the range.

### 7.31.6 Trigonometric Functions With Error Estimates

`int gsl_sf_sin_err_e (double x, double dx, gsl_sf_result * result)` [Function]

This routine computes the sine of an angle *x* with an associated absolute error *dx*,  
 $\sin(x \pm dx)$ . Note that this function is provided in the error-handling form only since  
its purpose is to compute the propagated error.

`int gsl_sf_cos_err_e (double x, double dx, gsl_sf_result * result)` [Function]

This routine computes the cosine of an angle *x* with an associated absolute error *dx*,  
 $\cos(x \pm dx)$ . Note that this function is provided in the error-handling form only since  
its purpose is to compute the propagated error.

## 7.32 Zeta Functions

The Riemann zeta function is defined in Abramowitz & Stegun, Section 23.2. The functions  
described in this section are declared in the header file `'gsl_sf_zeta.h'`.

### 7.32.1 Riemann Zeta Function

The Riemann zeta function is defined by the infinite sum  $\zeta(s) = \sum_{k=1}^{\infty} k^{-s}$ .

`double gsl_sf_zeta_int (int n)` [Function]

`int gsl_sf_zeta_int_e (int n, gsl_sf_result * result)` [Function]

These routines compute the Riemann zeta function  $\zeta(n)$  for integer *n*,  $n \neq 1$ .

```
double gsl_sf_zeta (double s) [Function]
int gsl_sf_zeta_e (double s, gsl_sf_result * result) [Function]
```

These routines compute the Riemann zeta function  $\zeta(s)$  for arbitrary  $s$ ,  $s \neq 1$ .

### 7.32.2 Riemann Zeta Function Minus One

For large positive argument, the Riemann zeta function approaches one. In this region the fractional part is interesting, and therefore we need a function to evaluate it explicitly.

```
double gsl_sf_zetam1_int (int n) [Function]
int gsl_sf_zetam1_int_e (int n, gsl_sf_result * result) [Function]
```

These routines compute  $\zeta(n) - 1$  for integer  $n$ ,  $n \neq 1$ .

```
double gsl_sf_zetam1 (double s) [Function]
int gsl_sf_zetam1_e (double s, gsl_sf_result * result) [Function]
```

These routines compute  $\zeta(s) - 1$  for arbitrary  $s$ ,  $s \neq 1$ .

### 7.32.3 Hurwitz Zeta Function

The Hurwitz zeta function is defined by  $\zeta(s, q) = \sum_{k=0}^{\infty} (k + q)^{-s}$ .

```
double gsl_sf_hzeta (double s, double q) [Function]
int gsl_sf_hzeta_e (double s, double q, gsl_sf_result * result) [Function]
```

These routines compute the Hurwitz zeta function  $\zeta(s, q)$  for  $s > 1$ ,  $q > 0$ .

### 7.32.4 Eta Function

The eta function is defined by  $\eta(s) = (1 - 2^{1-s})\zeta(s)$ .

```
double gsl_sf_eta_int (int n) [Function]
int gsl_sf_eta_int_e (int n, gsl_sf_result * result) [Function]
```

These routines compute the eta function  $\eta(n)$  for integer  $n$ .

```
double gsl_sf_eta (double s) [Function]
int gsl_sf_eta_e (double s, gsl_sf_result * result) [Function]
```

These routines compute the eta function  $\eta(s)$  for arbitrary  $s$ .

## 7.33 Examples

The following example demonstrates the use of the error handling form of the special functions, in this case to compute the Bessel function  $J_0(5.0)$ ,

```
#include <stdio.h>
#include <gsl/gsl_errno.h>
#include <gsl/gsl_sf_bessel.h>

int
main (void)
{
 double x = 5.0;
 gsl_sf_result result;
```

```

double expected = -0.17759677131433830434739701;

int status = gsl_sf_bessel_J0_e (x, &result);

printf ("status = %s\n", gsl_strerror(status));
printf ("J0(5.0) = %.18f\n"
 " +/- %.18f\n",
 result.val, result.err);
printf ("exact = %.18f\n", expected);
return status;
}

```

Here are the results of running the program,

```

$./a.out
status = success
J0(5.0) = -0.177596771314338292
 +/- 0.000000000000000193
exact = -0.177596771314338292

```

The next program computes the same quantity using the natural form of the function. In this case the error term *result.err* and return status are not accessible.

```

#include <stdio.h>
#include <gsl/gsl_sf_bessel.h>

int
main (void)
{
 double x = 5.0;
 double expected = -0.17759677131433830434739701;

 double y = gsl_sf_bessel_J0 (x);

 printf ("J0(5.0) = %.18f\n", y);
 printf ("exact = %.18f\n", expected);
 return 0;
}

```

The results of the function are the same,

```

$./a.out
J0(5.0) = -0.177596771314338292
exact = -0.177596771314338292

```

## 7.34 References and Further Reading

The library follows the conventions of *Abramowitz & Stegun* where possible,

Abramowitz & Stegun (eds.), *Handbook of Mathematical Functions*

The following papers contain information on the algorithms used to compute the special functions,



- MISCFUN: A software package to compute uncommon special functions. *ACM Trans. Math. Soft.*, vol. 22, 1996, 288–301
- G.N. Watson, A Treatise on the Theory of Bessel Functions, 2nd Edition (Cambridge University Press, 1944).
- G. Nemeth, Mathematical Approximations of Special Functions, Nova Science Publishers, ISBN 1-56072-052-2
- B.C. Carlson, Special Functions of Applied Mathematics (1977)
- W.J. Thompson, Atlas for Computing Mathematical Functions, John Wiley & Sons, New York (1997).
- Y.Y. Luke, Algorithms for the Computation of Mathematical Functions, Academic Press, New York (1977).

## 8 Vectors and Matrices

The functions described in this chapter provide a simple vector and matrix interface to ordinary C arrays. The memory management of these arrays is implemented using a single underlying type, known as a block. By writing your functions in terms of vectors and matrices you can pass a single structure containing both data and dimensions as an argument without needing additional function parameters. The structures are compatible with the vector and matrix formats used by BLAS routines.

### 8.1 Data types

All the functions are available for each of the standard data-types. The versions for `double` have the prefix `gsl_block`, `gsl_vector` and `gsl_matrix`. Similarly the versions for single-precision float arrays have the prefix `gsl_block_float`, `gsl_vector_float` and `gsl_matrix_float`. The full list of available types is given below,

|                                            |                                  |
|--------------------------------------------|----------------------------------|
| <code>gsl_block</code>                     | <code>double</code>              |
| <code>gsl_block_float</code>               | <code>float</code>               |
| <code>gsl_block_long_double</code>         | <code>long double</code>         |
| <code>gsl_block_int</code>                 | <code>int</code>                 |
| <code>gsl_block_uint</code>                | <code>unsigned int</code>        |
| <code>gsl_block_long</code>                | <code>long</code>                |
| <code>gsl_block_ulong</code>               | <code>unsigned long</code>       |
| <code>gsl_block_short</code>               | <code>short</code>               |
| <code>gsl_block_ushort</code>              | <code>unsigned short</code>      |
| <code>gsl_block_char</code>                | <code>char</code>                |
| <code>gsl_block_uchar</code>               | <code>unsigned char</code>       |
| <code>gsl_block_complex</code>             | <code>complex double</code>      |
| <code>gsl_block_complex_float</code>       | <code>complex float</code>       |
| <code>gsl_block_complex_long_double</code> | <code>complex long double</code> |

Corresponding types exist for the `gsl_vector` and `gsl_matrix` functions.

### 8.2 Blocks

For consistency all memory is allocated through a `gsl_block` structure. The structure contains two components, the size of an area of memory and a pointer to the memory. The `gsl_block` structure looks like this,

```
typedef struct
{
 size_t size;
 double * data;
} gsl_block;
```

Vectors and matrices are made by *slicing* an underlying block. A slice is a set of elements formed from an initial offset and a combination of indices and step-sizes. In the case of a matrix the step-size for the column index represents the row-length. The step-size for a vector is known as the *stride*.

The functions for allocating and deallocating blocks are defined in ‘`gsl_block.h`’

### 8.2.1 Block allocation

The functions for allocating memory to a block follow the style of `malloc` and `free`. In addition they also perform their own error checking. If there is insufficient memory available to allocate a block then the functions call the GSL error handler (with an error number of `GSL_ENOMEM`) in addition to returning a null pointer. Thus if you use the library error handler to abort your program then it isn't necessary to check every `alloc`.

`gsl_block * gsl_block_alloc (size_t n)` [Function]

This function allocates memory for a block of  $n$  double-precision elements, returning a pointer to the block struct. The block is not initialized and so the values of its elements are undefined. Use the function `gsl_block_calloc` if you want to ensure that all the elements are initialized to zero.

A null pointer is returned if insufficient memory is available to create the block.

`gsl_block * gsl_block_calloc (size_t n)` [Function]

This function allocates memory for a block and initializes all the elements of the block to zero.

`void gsl_block_free (gsl_block * b)` [Function]

This function frees the memory used by a block  $b$  previously allocated with `gsl_block_alloc` or `gsl_block_calloc`. The block  $b$  must be a valid block object (a null pointer is not allowed).

### 8.2.2 Reading and writing blocks

The library provides functions for reading and writing blocks to a file as binary data or formatted text.

`int gsl_block_fwrite (FILE * stream, const gsl_block * b)` [Function]

This function writes the elements of the block  $b$  to the stream  $stream$  in binary format. The return value is 0 for success and `GSL_EFAILED` if there was a problem writing to the file. Since the data is written in the native binary format it may not be portable between different architectures.

`int gsl_block_fread (FILE * stream, gsl_block * b)` [Function]

This function reads into the block  $b$  from the open stream  $stream$  in binary format. The block  $b$  must be preallocated with the correct length since the function uses the size of  $b$  to determine how many bytes to read. The return value is 0 for success and `GSL_EFAILED` if there was a problem reading from the file. The data is assumed to have been written in the native binary format on the same architecture.

`int gsl_block_fprintf (FILE * stream, const gsl_block * b, const char * format)` [Function]

This function writes the elements of the block  $b$  line-by-line to the stream  $stream$  using the format specifier  $format$ , which should be one of the `%g`, `%e` or `%f` formats for floating point numbers and `%d` for integers. The function returns 0 for success and `GSL_EFAILED` if there was a problem writing to the file.

`int gsl_block_fscanf (FILE * stream, gsl_block * b)` [Function]  
 This function reads formatted data from the stream *stream* into the block *b*. The block *b* must be preallocated with the correct length since the function uses the size of *b* to determine how many numbers to read. The function returns 0 for success and `GSL_EFAILED` if there was a problem reading from the file.

### 8.2.3 Example programs for blocks

The following program shows how to allocate a block,

```
#include <stdio.h>
#include <gsl/gsl_block.h>

int
main (void)
{
 gsl_block * b = gsl_block_alloc (100);

 printf ("length of block = %u\n", b->size);
 printf ("block data address = %#x\n", b->data);

 gsl_block_free (b);
 return 0;
}
```

Here is the output from the program,

```
length of block = 100
block data address = 0x804b0d8
```

## 8.3 Vectors

Vectors are defined by a `gsl_vector` structure which describes a slice of a block. Different vectors can be created which point to the same block. A vector slice is a set of equally-spaced elements of an area of memory.

The `gsl_vector` structure contains five components, the *size*, the *stride*, a pointer to the memory where the elements are stored, *data*, a pointer to the block owned by the vector, *block*, if any, and an ownership flag, *owner*. The structure is very simple and looks like this,

```
typedef struct
{
 size_t size;
 size_t stride;
 double * data;
 gsl_block * block;
 int owner;
} gsl_vector;
```

The *size* is simply the number of vector elements. The range of valid indices runs from 0 to *size*-1. The *stride* is the step-size from one element to the next in physical memory, measured in units of the appropriate datatype. The pointer *data* gives the location of the first element of the vector in memory. The pointer *block* stores the location of the memory

block in which the vector elements are located (if any). If the vector owns this block then the *owner* field is set to one and the block will be deallocated when the vector is freed. If the vector points to a block owned by another object then the *owner* field is zero and any underlying block will not be deallocated with the vector.

The functions for allocating and accessing vectors are defined in ‘`gsl_vector.h`’

### 8.3.1 Vector allocation

The functions for allocating memory to a vector follow the style of `malloc` and `free`. In addition they also perform their own error checking. If there is insufficient memory available to allocate a vector then the functions call the GSL error handler (with an error number of `GSL_ENOMEM`) in addition to returning a null pointer. Thus if you use the library error handler to abort your program then it isn’t necessary to check every `alloc`.

`gsl_vector * gsl_vector_alloc (size_t n)` [Function]

This function creates a vector of length *n*, returning a pointer to a newly initialized vector struct. A new block is allocated for the elements of the vector, and stored in the *block* component of the vector struct. The block is “owned” by the vector, and will be deallocated when the vector is deallocated.

`gsl_vector * gsl_vector_calloc (size_t n)` [Function]

This function allocates memory for a vector of length *n* and initializes all the elements of the vector to zero.

`void gsl_vector_free (gsl_vector * v)` [Function]

This function frees a previously allocated vector *v*. If the vector was created using `gsl_vector_alloc` then the block underlying the vector will also be deallocated. If the vector has been created from another object then the memory is still owned by that object and will not be deallocated. The vector *v* must be a valid vector object (a null pointer is not allowed).

### 8.3.2 Accessing vector elements

Unlike FORTRAN compilers, C compilers do not usually provide support for range checking of vectors and matrices. Range checking is available in the GNU C Compiler bounds-checking extension, but it is not part of the default installation of GCC. The functions `gsl_vector_get` and `gsl_vector_set` can perform portable range checking for you and report an error if you attempt to access elements outside the allowed range.

The functions for accessing the elements of a vector or matrix are defined in ‘`gsl_vector.h`’ and declared `extern inline` to eliminate function-call overhead. You must compile your program with the macro `HAVE_INLINE` defined to use these functions.

If necessary you can turn off range checking completely without modifying any source files by recompiling your program with the preprocessor definition `GSL_RANGE_CHECK_OFF`. Provided your compiler supports inline functions the effect of turning off range checking is to replace calls to `gsl_vector_get(v,i)` by `v->data[i*v->stride]` and calls to `gsl_vector_set(v,i,x)` by `v->data[i*v->stride]=x`. Thus there should be no performance penalty for using the range checking functions when range checking is turned off.

**double gsl\_vector\_get** (*const gsl\_vector \* v, size\_t i*) [Function]

This function returns the  $i$ -th element of a vector  $v$ . If  $i$  lies outside the allowed range of 0 to  $n - 1$  then the error handler is invoked and 0 is returned. An inline version of this function is used when `HAVE_INLINE` is defined.

**void gsl\_vector\_set** (*gsl\_vector \* v, size\_t i, double x*) [Function]

This function sets the value of the  $i$ -th element of a vector  $v$  to  $x$ . If  $i$  lies outside the allowed range of 0 to  $n - 1$  then the error handler is invoked. An inline version of this function is used when `HAVE_INLINE` is defined.

**double \* gsl\_vector\_ptr** (*gsl\_vector \* v, size\_t i*) [Function]

**const double \* gsl\_vector\_const\_ptr** (*const gsl\_vector \* v, size\_t i*) [Function]

These functions return a pointer to the  $i$ -th element of a vector  $v$ . If  $i$  lies outside the allowed range of 0 to  $n - 1$  then the error handler is invoked and a null pointer is returned. Inline versions of these function are used when `HAVE_INLINE` is defined.

### 8.3.3 Initializing vector elements

**void gsl\_vector\_set\_all** (*gsl\_vector \* v, double x*) [Function]

This function sets all the elements of the vector  $v$  to the value  $x$ .

**void gsl\_vector\_set\_zero** (*gsl\_vector \* v*) [Function]

This function sets all the elements of the vector  $v$  to zero.

**int gsl\_vector\_set\_basis** (*gsl\_vector \* v, size\_t i*) [Function]

This function makes a basis vector by setting all the elements of the vector  $v$  to zero except for the  $i$ -th element which is set to one.

### 8.3.4 Reading and writing vectors

The library provides functions for reading and writing vectors to a file as binary data or formatted text.

**int gsl\_vector\_fwrite** (*FILE \* stream, const gsl\_vector \* v*) [Function]

This function writes the elements of the vector  $v$  to the stream  $stream$  in binary format. The return value is 0 for success and `GSL_EFAILED` if there was a problem writing to the file. Since the data is written in the native binary format it may not be portable between different architectures.

**int gsl\_vector\_fread** (*FILE \* stream, gsl\_vector \* v*) [Function]

This function reads into the vector  $v$  from the open stream  $stream$  in binary format. The vector  $v$  must be preallocated with the correct length since the function uses the size of  $v$  to determine how many bytes to read. The return value is 0 for success and `GSL_EFAILED` if there was a problem reading from the file. The data is assumed to have been written in the native binary format on the same architecture.

**int gsl\_vector\_fprintf** (*FILE \* stream, const gsl\_vector \* v, const char \* format*) [Function]

This function writes the elements of the vector  $v$  line-by-line to the stream  $stream$  using the format specifier  $format$ , which should be one of the `%g`, `%e` or `%f` formats for

floating point numbers and `%d` for integers. The function returns 0 for success and `GSL_EFAILED` if there was a problem writing to the file.

```
int gsl_vector_fscanf (FILE * stream, gsl_vector * v) [Function]
```

This function reads formatted data from the stream *stream* into the vector *v*. The vector *v* must be preallocated with the correct length since the function uses the size of *v* to determine how many numbers to read. The function returns 0 for success and `GSL_EFAILED` if there was a problem reading from the file.

### 8.3.5 Vector views

In addition to creating vectors from slices of blocks it is also possible to slice vectors and create vector views. For example, a subvector of another vector can be described with a view, or two views can be made which provide access to the even and odd elements of a vector.

A vector view is a temporary object, stored on the stack, which can be used to operate on a subset of vector elements. Vector views can be defined for both constant and non-constant vectors, using separate types that preserve constness. A vector view has the type `gsl_vector_view` and a constant vector view has the type `gsl_vector_const_view`. In both cases the elements of the view can be accessed as a `gsl_vector` using the `vector` component of the view object. A pointer to a vector of type `gsl_vector *` or `const gsl_vector *` can be obtained by taking the address of this component with the `&` operator.

When using this pointer it is important to ensure that the view itself remains in scope—the simplest way to do so is by always writing the pointer as `&view.vector`, and never storing this value in another variable.

```
gsl_vector_view gsl_vector_subvector (gsl_vector * v, size_t [Function]
 offset, size_t n)
gsl_vector_const_view gsl_vector_const_subvector (const [Function]
 gsl_vector * v, size_t offset, size_t n)
```

These functions return a vector view of a subvector of another vector *v*. The start of the new vector is offset by *offset* elements from the start of the original vector. The new vector has *n* elements. Mathematically, the *i*-th element of the new vector *v'* is given by,

$$v'(i) = v->data[(offset + i)*v->stride]$$

where the index *i* runs from 0 to *n*-1.

The `data` pointer of the returned vector struct is set to null if the combined parameters (*offset*,*n*) overrun the end of the original vector.

The new vector is only a view of the block underlying the original vector, *v*. The block containing the elements of *v* is not owned by the new vector. When the view goes out of scope the original vector *v* and its block will continue to exist. The original memory can only be deallocated by freeing the original vector. Of course, the original vector should not be deallocated while the view is still in use.

The function `gsl_vector_const_subvector` is equivalent to `gsl_vector_subvector` but can be used for vectors which are declared `const`.

`gsl_vector_view gsl_vector_subvector_with_stride` (*gsl\_vector* \* *v*, *size\_t* *offset*, *size\_t* *stride*, *size\_t* *n*) [Function]

`gsl_vector_const_view gsl_vector_const_subvector_with_stride` (*const gsl\_vector* \* *v*, *size\_t* *offset*, *size\_t* *stride*, *size\_t* *n*) [Function]

These functions return a vector view of a subvector of another vector *v* with an additional stride argument. The subvector is formed in the same way as for `gsl_vector_subvector` but the new vector has *n* elements with a step-size of *stride* from one element to the next in the original vector. Mathematically, the *i*-th element of the new vector *v'* is given by,

$$v'(i) = v->data[(offset + i*stride)*v->stride]$$

where the index *i* runs from 0 to *n*-1.

Note that subvector views give direct access to the underlying elements of the original vector. For example, the following code will zero the even elements of the vector *v* of length *n*, while leaving the odd elements untouched,

```
gsl_vector_view v_even
 = gsl_vector_subvector_with_stride (v, 0, 2, n/2);
gsl_vector_set_zero (&v_even.vector);
```

A vector view can be passed to any subroutine which takes a vector argument just as a directly allocated vector would be, using `&view.vector`. For example, the following code computes the norm of the odd elements of *v* using the BLAS routine `DNRM2`,

```
gsl_vector_view v_odd
 = gsl_vector_subvector_with_stride (v, 1, 2, n/2);
double r = gsl_blas_dnorm2 (&v_odd.vector);
```

The function `gsl_vector_const_subvector_with_stride` is equivalent to `gsl_vector_subvector_with_stride` but can be used for vectors which are declared `const`.

`gsl_vector_view gsl_vector_complex_real` (*gsl\_vector\_complex* \* *v*) [Function]

`gsl_vector_const_view gsl_vector_complex_const_real` (*const gsl\_vector\_complex* \* *v*) [Function]

These functions return a vector view of the real parts of the complex vector *v*.

The function `gsl_vector_complex_const_real` is equivalent to `gsl_vector_complex_real` but can be used for vectors which are declared `const`.

`gsl_vector_view gsl_vector_complex_imag` (*gsl\_vector\_complex* \* *v*) [Function]

`gsl_vector_const_view gsl_vector_complex_const_imag` (*const gsl\_vector\_complex* \* *v*) [Function]

These functions return a vector view of the imaginary parts of the complex vector *v*.

The function `gsl_vector_complex_const_imag` is equivalent to `gsl_vector_complex_imag` but can be used for vectors which are declared `const`.

`gsl_vector_view gsl_vector_view_array` (*double* \* *base*, *size\_t* *n*) [Function]



`gsl_vector_const_view gsl_vector_const_view_array` (*const double \* base, size\_t n*) [Function]

These functions return a vector view of an array. The start of the new vector is given by *base* and has *n* elements. Mathematically, the *i*-th element of the new vector *v'* is given by,

$$v'(i) = \text{base}[i]$$

where the index *i* runs from 0 to *n*-1.

The array containing the elements of *v* is not owned by the new vector view. When the view goes out of scope the original array will continue to exist. The original memory can only be deallocated by freeing the original pointer *base*. Of course, the original array should not be deallocated while the view is still in use.

The function `gsl_vector_const_view_array` is equivalent to `gsl_vector_view_array` but can be used for arrays which are declared `const`.

`gsl_vector_view gsl_vector_view_array_with_stride` (*double \* base, size\_t stride, size\_t n*) [Function]

`gsl_vector_const_view gsl_vector_const_view_array_with_stride` (*const double \* base, size\_t stride, size\_t n*) [Function]

These functions return a vector view of an array *base* with an additional stride argument. The subvector is formed in the same way as for `gsl_vector_view_array` but the new vector has *n* elements with a step-size of *stride* from one element to the next in the original array. Mathematically, the *i*-th element of the new vector *v'* is given by,

$$v'(i) = \text{base}[i * \text{stride}]$$

where the index *i* runs from 0 to *n*-1.

Note that the view gives direct access to the underlying elements of the original array. A vector view can be passed to any subroutine which takes a vector argument just as a directly allocated vector would be, using `&view.vector`.

The function `gsl_vector_const_view_array_with_stride` is equivalent to `gsl_vector_view_array_with_stride` but can be used for arrays which are declared `const`.

### 8.3.6 Copying vectors

Common operations on vectors such as addition and multiplication are available in the BLAS part of the library (see Chapter 12 [BLAS Support], page 115). However, it is useful to have a small number of utility functions which do not require the full BLAS code. The following functions fall into this category.

`int gsl_vector_memcpy` (*gsl\_vector \* dest, const gsl\_vector \* src*) [Function]

This function copies the elements of the vector *src* into the vector *dest*. The two vectors must have the same length.

`int gsl_vector_swap` (*gsl\_vector \* v, gsl\_vector \* w*) [Function]

This function exchanges the elements of the vectors *v* and *w* by copying. The two vectors must have the same length.

### 8.3.7 Exchanging elements

The following function can be used to exchange, or permute, the elements of a vector.

**int gsl\_vector\_swap\_elements** (*gsl\_vector \* v, size\_t i, size\_t j*) [Function]  
 This function exchanges the *i*-th and *j*-th elements of the vector *v* in-place.

**int gsl\_vector\_reverse** (*gsl\_vector \* v*) [Function]  
 This function reverses the order of the elements of the vector *v*.

### 8.3.8 Vector operations

The following operations are only defined for real vectors.

**int gsl\_vector\_add** (*gsl\_vector \* a, const gsl\_vector \* b*) [Function]  
 This function adds the elements of vector *b* to the elements of vector *a*,  $a'_i = a_i + b_i$ .  
 The two vectors must have the same length.

**int gsl\_vector\_sub** (*gsl\_vector \* a, const gsl\_vector \* b*) [Function]  
 This function subtracts the elements of vector *b* from the elements of vector *a*,  $a'_i = a_i - b_i$ . The two vectors must have the same length.

**int gsl\_vector\_mul** (*gsl\_vector \* a, const gsl\_vector \* b*) [Function]  
 This function multiplies the elements of vector *a* by the elements of vector *b*,  $a'_i = a_i * b_i$ . The two vectors must have the same length.

**int gsl\_vector\_div** (*gsl\_vector \* a, const gsl\_vector \* b*) [Function]  
 This function divides the elements of vector *a* by the elements of vector *b*,  $a'_i = a_i / b_i$ .  
 The two vectors must have the same length.

**int gsl\_vector\_scale** (*gsl\_vector \* a, const double x*) [Function]  
 This function multiplies the elements of vector *a* by the constant factor *x*,  $a'_i = x a_i$ .

**int gsl\_vector\_add\_constant** (*gsl\_vector \* a, const double x*) [Function]  
 This function adds the constant value *x* to the elements of the vector *a*,  $a'_i = a_i + x$ .

### 8.3.9 Finding maximum and minimum elements of vectors

**double gsl\_vector\_max** (*const gsl\_vector \* v*) [Function]  
 This function returns the maximum value in the vector *v*.

**double gsl\_vector\_min** (*const gsl\_vector \* v*) [Function]  
 This function returns the minimum value in the vector *v*.

**void gsl\_vector\_minmax** (*const gsl\_vector \* v, double \* min\_out, double \* max\_out*) [Function]  
 This function returns the minimum and maximum values in the vector *v*, storing them in *min\_out* and *max\_out*.

**size\_t gsl\_vector\_max\_index** (*const gsl\_vector \* v*) [Function]  
 This function returns the index of the maximum value in the vector *v*. When there are several equal maximum elements then the lowest index is returned.

`size_t gsl_vector_min_index (const gsl_vector * v)` [Function]

This function returns the index of the minimum value in the vector *v*. When there are several equal minimum elements then the lowest index is returned.

`void gsl_vector_minmax_index (const gsl_vector * v, size_t * imin, size_t * imax)` [Function]

This function returns the indices of the minimum and maximum values in the vector *v*, storing them in *imin* and *imax*. When there are several equal minimum or maximum elements then the lowest indices are returned.

### 8.3.10 Vector properties

`int gsl_vector_isnull (const gsl_vector * v)` [Function]

`int gsl_vector_ispos (const gsl_vector * v)` [Function]

`int gsl_vector_isneg (const gsl_vector * v)` [Function]

`int gsl_vector_isnonneg (const gsl_vector * v)` [Function]

These functions return 1 if all the elements of the vector *v* are zero, strictly positive, strictly negative, or non-negative respectively, and 0 otherwise.

### 8.3.11 Example programs for vectors

This program shows how to allocate, initialize and read from a vector using the functions `gsl_vector_alloc`, `gsl_vector_set` and `gsl_vector_get`.

```
#include <stdio.h>
#include <gsl/gsl_vector.h>

int
main (void)
{
 int i;
 gsl_vector * v = gsl_vector_alloc (3);

 for (i = 0; i < 3; i++)
 {
 gsl_vector_set (v, i, 1.23 + i);
 }

 for (i = 0; i < 100; i++) /* OUT OF RANGE ERROR */
 {
 printf ("v_%d = %g\n", i, gsl_vector_get (v, i));
 }

 gsl_vector_free (v);
 return 0;
}
```

Here is the output from the program. The final loop attempts to read outside the range of the vector *v*, and the error is trapped by the range-checking code in `gsl_vector_get`.

```
$./a.out
```

```

v_0 = 1.23
v_1 = 2.23
v_2 = 3.23
gsl: vector_source.c:12: ERROR: index out of range
Default GSL error handler invoked.
Aborted (core dumped)

```

The next program shows how to write a vector to a file.

```

#include <stdio.h>
#include <gsl/gsl_vector.h>

int
main (void)
{
 int i;
 gsl_vector * v = gsl_vector_alloc (100);

 for (i = 0; i < 100; i++)
 {
 gsl_vector_set (v, i, 1.23 + i);
 }

 {
 FILE * f = fopen ("test.dat", "w");
 gsl_vector_fprintf (f, v, "%.5g");
 fclose (f);
 }

 gsl_vector_free (v);
 return 0;
}

```

After running this program the file ‘test.dat’ should contain the elements of *v*, written using the format specifier *%.5g*. The vector could then be read back in using the function *gsl\_vector\_fscanf (f, v)* as follows:

```

#include <stdio.h>
#include <gsl/gsl_vector.h>

int
main (void)
{
 int i;
 gsl_vector * v = gsl_vector_alloc (10);

 {
 FILE * f = fopen ("test.dat", "r");
 gsl_vector_fscanf (f, v);
 fclose (f);
 }
}

```

```

 }

 for (i = 0; i < 10; i++)
 {
 printf ("%g\n", gsl_vector_get(v, i));
 }

 gsl_vector_free (v);
 return 0;
}

```

## 8.4 Matrices

Matrices are defined by a `gsl_matrix` structure which describes a generalized slice of a block. Like a vector it represents a set of elements in an area of memory, but uses two indices instead of one.

The `gsl_matrix` structure contains six components, the two dimensions of the matrix, a physical dimension, a pointer to the memory where the elements of the matrix are stored, *data*, a pointer to the block owned by the matrix *block*, if any, and an ownership flag, *owner*. The physical dimension determines the memory layout and can differ from the matrix dimension to allow the use of submatrices. The `gsl_matrix` structure is very simple and looks like this,

```

typedef struct
{
 size_t size1;
 size_t size2;
 size_t tda;
 double * data;
 gsl_block * block;
 int owner;
} gsl_matrix;

```

Matrices are stored in row-major order, meaning that each row of elements forms a contiguous block in memory. This is the standard “C-language ordering” of two-dimensional arrays. Note that FORTRAN stores arrays in column-major order. The number of rows is *size1*. The range of valid row indices runs from 0 to *size1*-1. Similarly *size2* is the number of columns. The range of valid column indices runs from 0 to *size2*-1. The physical row dimension *tda*, or *trailing dimension*, specifies the size of a row of the matrix as laid out in memory.

For example, in the following matrix *size1* is 3, *size2* is 4, and *tda* is 8. The physical memory layout of the matrix begins in the top left hand-corner and proceeds from left to right along each row in turn.

```

00 01 02 03 XX XX XX XX
10 11 12 13 XX XX XX XX
20 21 22 23 XX XX XX XX

```

Each unused memory location is represented by “XX”. The pointer *data* gives the location of the first element of the matrix in memory. The pointer *block* stores the location of the

memory block in which the elements of the matrix are located (if any). If the matrix owns this block then the *owner* field is set to one and the block will be deallocated when the matrix is freed. If the matrix is only a slice of a block owned by another object then the *owner* field is zero and any underlying block will not be freed.

The functions for allocating and accessing matrices are defined in ‘`gsl_matrix.h`’

### 8.4.1 Matrix allocation

The functions for allocating memory to a matrix follow the style of `malloc` and `free`. They also perform their own error checking. If there is insufficient memory available to allocate a vector then the functions call the GSL error handler (with an error number of `GSL_ENOMEM`) in addition to returning a null pointer. Thus if you use the library error handler to abort your program then it isn’t necessary to check every `alloc`.

**`gsl_matrix * gsl_matrix_alloc (size_t n1, size_t n2)`** [Function]

This function creates a matrix of size *n1* rows by *n2* columns, returning a pointer to a newly initialized matrix struct. A new block is allocated for the elements of the matrix, and stored in the *block* component of the matrix struct. The block is “owned” by the matrix, and will be deallocated when the matrix is deallocated.

**`gsl_matrix * gsl_matrix_calloc (size_t n1, size_t n2)`** [Function]

This function allocates memory for a matrix of size *n1* rows by *n2* columns and initializes all the elements of the matrix to zero.

**`void gsl_matrix_free (gsl_matrix * m)`** [Function]

This function frees a previously allocated matrix *m*. If the matrix was created using `gsl_matrix_alloc` then the block underlying the matrix will also be deallocated. If the matrix has been created from another object then the memory is still owned by that object and will not be deallocated. The matrix *m* must be a valid matrix object (a null pointer is not allowed).

### 8.4.2 Accessing matrix elements

The functions for accessing the elements of a matrix use the same range checking system as vectors. You can turn off range checking by recompiling your program with the preprocessor definition `GSL_RANGE_CHECK_OFF`.

The elements of the matrix are stored in “C-order”, where the second index moves continuously through memory. More precisely, the element accessed by the function `gsl_matrix_get(m,i,j)` and `gsl_matrix_set(m,i,j,x)` is

$$m \rightarrow \text{data}[i * m \rightarrow \text{tda} + j]$$

where *tda* is the physical row-length of the matrix.

**`double gsl_matrix_get (const gsl_matrix * m, size_t i, size_t j)`** [Function]

This function returns the (*i*,*j*)-th element of a matrix *m*. If *i* or *j* lie outside the allowed range of 0 to *n1* − 1 and 0 to *n2* − 1 then the error handler is invoked and 0 is returned. An inline version of this function is used when `HAVE_INLINE` is defined.

**`void gsl_matrix_set (gsl_matrix * m, size_t i, size_t j, double x)`** [Function]

This function sets the value of the (*i*,*j*)-th element of a matrix *m* to *x*. If *i* or *j* lies outside the allowed range of 0 to *n1* − 1 and 0 to *n2* − 1 then the error handler is invoked. An inline version of this function is used when `HAVE_INLINE` is defined.

```
double * gsl_matrix_ptr (gsl_matrix * m, size_t i, size_t j) [Function]
const double * gsl_matrix_const_ptr (const gsl_matrix * m, size_t [Function]
 i, size_t j)
```

These functions return a pointer to the  $(i, j)$ -th element of a matrix  $m$ . If  $i$  or  $j$  lie outside the allowed range of 0 to  $n1 - 1$  and 0 to  $n2 - 1$  then the error handler is invoked and a null pointer is returned. Inline versions of these function are used when `HAVE_INLINE` is defined.

### 8.4.3 Initializing matrix elements

```
void gsl_matrix_set_all (gsl_matrix * m, double x) [Function]
```

This function sets all the elements of the matrix  $m$  to the value  $x$ .

```
void gsl_matrix_set_zero (gsl_matrix * m) [Function]
```

This function sets all the elements of the matrix  $m$  to zero.

```
void gsl_matrix_set_identity (gsl_matrix * m) [Function]
```

This function sets the elements of the matrix  $m$  to the corresponding elements of the identity matrix,  $m(i, j) = \delta(i, j)$ , i.e. a unit diagonal with all off-diagonal elements zero. This applies to both square and rectangular matrices.

### 8.4.4 Reading and writing matrices

The library provides functions for reading and writing matrices to a file as binary data or formatted text.

```
int gsl_matrix_fwrite (FILE * stream, const gsl_matrix * m) [Function]
```

This function writes the elements of the matrix  $m$  to the stream  $stream$  in binary format. The return value is 0 for success and `GSL_EFAILED` if there was a problem writing to the file. Since the data is written in the native binary format it may not be portable between different architectures.

```
int gsl_matrix_fread (FILE * stream, gsl_matrix * m) [Function]
```

This function reads into the matrix  $m$  from the open stream  $stream$  in binary format. The matrix  $m$  must be preallocated with the correct dimensions since the function uses the size of  $m$  to determine how many bytes to read. The return value is 0 for success and `GSL_EFAILED` if there was a problem reading from the file. The data is assumed to have been written in the native binary format on the same architecture.

```
int gsl_matrix_fprintf (FILE * stream, const gsl_matrix * m, const [Function]
 char * format)
```

This function writes the elements of the matrix  $m$  line-by-line to the stream  $stream$  using the format specifier  $format$ , which should be one of the `%g`, `%e` or `%f` formats for floating point numbers and `%d` for integers. The function returns 0 for success and `GSL_EFAILED` if there was a problem writing to the file.

```
int gsl_matrix_fscanf (FILE * stream, gsl_matrix * m) [Function]
```

This function reads formatted data from the stream  $stream$  into the matrix  $m$ . The matrix  $m$  must be preallocated with the correct dimensions since the function uses the size of  $m$  to determine how many numbers to read. The function returns 0 for success and `GSL_EFAILED` if there was a problem reading from the file.

### 8.4.5 Matrix views

A matrix view is a temporary object, stored on the stack, which can be used to operate on a subset of matrix elements. Matrix views can be defined for both constant and non-constant matrices using separate types that preserve constness. A matrix view has the type `gsl_matrix_view` and a constant matrix view has the type `gsl_matrix_const_view`. In both cases the elements of the view can be accessed using the `matrix` component of the view object. A pointer `gsl_matrix *` or `const gsl_matrix *` can be obtained by taking the address of the `matrix` component with the `&` operator. In addition to matrix views it is also possible to create vector views of a matrix, such as row or column views.

```
gsl_matrix_view gsl_matrix_submatrix (gsl_matrix * m, size_t k1, [Function]
 size_t k2, size_t n1, size_t n2)
```

```
gsl_matrix_const_view gsl_matrix_const_submatrix (const [Function]
 gsl_matrix * m, size_t k1, size_t k2, size_t n1, size_t n2)
```

These functions return a matrix view of a submatrix of the matrix *m*. The upper-left element of the submatrix is the element (*k1*,*k2*) of the original matrix. The submatrix has *n1* rows and *n2* columns. The physical number of columns in memory given by *tda* is unchanged. Mathematically, the (*i*,*j*)-th element of the new matrix is given by,

$$m'(i,j) = m->data[(k1*m->tda + k2) + i*m->tda + j]$$

where the index *i* runs from 0 to *n1*-1 and the index *j* runs from 0 to *n2*-1.

The `data` pointer of the returned matrix struct is set to null if the combined parameters (*i*,*j*,*n1*,*n2*,*tda*) overrun the ends of the original matrix.

The new matrix view is only a view of the block underlying the existing matrix, *m*. The block containing the elements of *m* is not owned by the new matrix view. When the view goes out of scope the original matrix *m* and its block will continue to exist. The original memory can only be deallocated by freeing the original matrix. Of course, the original matrix should not be deallocated while the view is still in use.

The function `gsl_matrix_const_submatrix` is equivalent to `gsl_matrix_submatrix` but can be used for matrices which are declared `const`.

```
gsl_matrix_view gsl_matrix_view_array (double * base, size_t n1, [Function]
 size_t n2)
```

```
gsl_matrix_const_view gsl_matrix_const_view_array (const [Function]
 double * base, size_t n1, size_t n2)
```

These functions return a matrix view of the array *base*. The matrix has *n1* rows and *n2* columns. The physical number of columns in memory is also given by *n2*. Mathematically, the (*i*,*j*)-th element of the new matrix is given by,

$$m'(i,j) = base[i*n2 + j]$$

where the index *i* runs from 0 to *n1*-1 and the index *j* runs from 0 to *n2*-1.

The new matrix is only a view of the array *base*. When the view goes out of scope the original array *base* will continue to exist. The original memory can only be deallocated by freeing the original array. Of course, the original array should not be deallocated while the view is still in use.

The function `gsl_matrix_const_view_array` is equivalent to `gsl_matrix_view_array` but can be used for matrices which are declared `const`.



```
gsl_matrix_view gsl_matrix_view_array_with_tda (double * [Function]
 base, size_t n1, size_t n2, size_t tda)
```

```
gsl_matrix_const_view gsl_matrix_const_view_array_with_tda [Function]
 (const double * base, size_t n1, size_t n2, size_t tda)
```

These functions return a matrix view of the array *base* with a physical number of columns *tda* which may differ from the corresponding dimension of the matrix. The matrix has *n1* rows and *n2* columns, and the physical number of columns in memory is given by *tda*. Mathematically, the  $(i, j)$ -th element of the new matrix is given by,

$$m'(i, j) = \text{base}[i * \text{tda} + j]$$

where the index *i* runs from 0 to *n1*-1 and the index *j* runs from 0 to *n2*-1.

The new matrix is only a view of the array *base*. When the view goes out of scope the original array *base* will continue to exist. The original memory can only be deallocated by freeing the original array. Of course, the original array should not be deallocated while the view is still in use.

The function `gsl_matrix_const_view_array_with_tda` is equivalent to `gsl_matrix_view_array_with_tda` but can be used for matrices which are declared `const`.

```
gsl_matrix_view gsl_matrix_view_vector (gsl_vector * v, size_t n1, [Function]
 size_t n2)
```

```
gsl_matrix_const_view gsl_matrix_const_view_vector (const [Function]
 gsl_vector * v, size_t n1, size_t n2)
```

These functions return a matrix view of the vector *v*. The matrix has *n1* rows and *n2* columns. The vector must have unit stride. The physical number of columns in memory is also given by *n2*. Mathematically, the  $(i, j)$ -th element of the new matrix is given by,

$$m'(i, j) = v \rightarrow \text{data}[i * n2 + j]$$

where the index *i* runs from 0 to *n1*-1 and the index *j* runs from 0 to *n2*-1.

The new matrix is only a view of the vector *v*. When the view goes out of scope the original vector *v* will continue to exist. The original memory can only be deallocated by freeing the original vector. Of course, the original vector should not be deallocated while the view is still in use.

The function `gsl_matrix_const_view_vector` is equivalent to `gsl_matrix_view_vector` but can be used for matrices which are declared `const`.

```
gsl_matrix_view gsl_matrix_view_vector_with_tda (gsl_vector * [Function]
 v, size_t n1, size_t n2, size_t tda)
```

```
gsl_matrix_const_view [Function]
 gsl_matrix_const_view_vector_with_tda (const gsl_vector * v, size_t
 n1, size_t n2, size_t tda)
```

These functions return a matrix view of the vector *v* with a physical number of columns *tda* which may differ from the corresponding matrix dimension. The vector must have unit stride. The matrix has *n1* rows and *n2* columns, and the physical number of columns in memory is given by *tda*. Mathematically, the  $(i, j)$ -th element of the new matrix is given by,

```
m'(i,j) = v->data[i*tda + j]
```

where the index  $i$  runs from 0 to  $n1-1$  and the index  $j$  runs from 0 to  $n2-1$ .

The new matrix is only a view of the vector  $v$ . When the view goes out of scope the original vector  $v$  will continue to exist. The original memory can only be deallocated by freeing the original vector. Of course, the original vector should not be deallocated while the view is still in use.

The function `gsl_matrix_const_view_vector_with_tda` is equivalent to `gsl_matrix_view_vector_with_tda` but can be used for matrices which are declared `const`.

#### 8.4.6 Creating row and column views

In general there are two ways to access an object, by reference or by copying. The functions described in this section create vector views which allow access to a row or column of a matrix by reference. Modifying elements of the view is equivalent to modifying the matrix, since both the vector view and the matrix point to the same memory block.

```
gsl_vector_view gsl_matrix_row (gsl_matrix * m, size_t i) [Function]
gsl_vector_const_view gsl_matrix_const_row (const gsl_matrix * [Function]
 m, size_t i)
```

These functions return a vector view of the  $i$ -th row of the matrix  $m$ . The `data` pointer of the new vector is set to null if  $i$  is out of range.

The function `gsl_vector_const_row` is equivalent to `gsl_matrix_row` but can be used for matrices which are declared `const`.

```
gsl_vector_view gsl_matrix_column (gsl_matrix * m, size_t j) [Function]
gsl_vector_const_view gsl_matrix_const_column (const [Function]
 gsl_matrix * m, size_t j)
```

These functions return a vector view of the  $j$ -th column of the matrix  $m$ . The `data` pointer of the new vector is set to null if  $j$  is out of range.

The function `gsl_vector_const_column` is equivalent to `gsl_matrix_column` but can be used for matrices which are declared `const`.

```
gsl_vector_view gsl_matrix_subrow (gsl_matrix * m, size_t i, size_t [Function]
 offset, size_t n)
gsl_vector_const_view gsl_matrix_const_subrow (const [Function]
 gsl_matrix * m, size_t i, size_t offset, size_t n)
```

These functions return a vector view of the  $i$ -th row of the matrix  $m$  beginning at `offset` elements past the first column and containing  $n$  elements. The `data` pointer of the new vector is set to null if  $i$ , `offset`, or  $n$  are out of range.

The function `gsl_vector_const_subrow` is equivalent to `gsl_matrix_subrow` but can be used for matrices which are declared `const`.

```
gsl_vector_view gsl_matrix_subcolumn (gsl_matrix * m, size_t j, [Function]
 size_t offset, size_t n)
```

`gsl_vector_const_view gsl_matrix_const_subcolumn` (*const* `gsl_matrix * m`, *size\_t* `j`, *size\_t* `offset`, *size\_t* `n`) [Function]

These functions return a vector view of the *j*-th column of the matrix *m* beginning at *offset* elements past the first row and containing *n* elements. The `data` pointer of the new vector is set to null if *j*, *offset*, or *n* are out of range.

The function `gsl_vector_const_subcolumn` is equivalent to `gsl_matrix_subcolumn` but can be used for matrices which are declared `const`.

`gsl_vector_view gsl_matrix_diagonal` (*gsl\_matrix \* m*) [Function]  
`gsl_vector_const_view gsl_matrix_const_diagonal` (*const* `gsl_matrix * m`) [Function]

These functions returns a vector view of the diagonal of the matrix *m*. The matrix *m* is not required to be square. For a rectangular matrix the length of the diagonal is the same as the smaller dimension of the matrix.

The function `gsl_matrix_const_diagonal` is equivalent to `gsl_matrix_diagonal` but can be used for matrices which are declared `const`.

`gsl_vector_view gsl_matrix_subdiagonal` (*gsl\_matrix \* m*, *size\_t* `k`) [Function]  
`gsl_vector_const_view gsl_matrix_const_subdiagonal` (*const* `gsl_matrix * m`, *size\_t* `k`) [Function]

These functions return a vector view of the *k*-th subdiagonal of the matrix *m*. The matrix *m* is not required to be square. The diagonal of the matrix corresponds to *k* = 0.

The function `gsl_matrix_const_subdiagonal` is equivalent to `gsl_matrix_subdiagonal` but can be used for matrices which are declared `const`.

`gsl_vector_view gsl_matrix_superdiagonal` (*gsl\_matrix \* m*, *size\_t* `k`) [Function]  
`gsl_vector_const_view gsl_matrix_const_superdiagonal` (*const* `gsl_matrix * m`, *size\_t* `k`) [Function]

These functions return a vector view of the *k*-th superdiagonal of the matrix *m*. The matrix *m* is not required to be square. The diagonal of the matrix corresponds to *k* = 0.

The function `gsl_matrix_const_superdiagonal` is equivalent to `gsl_matrix_superdiagonal` but can be used for matrices which are declared `const`.

### 8.4.7 Copying matrices

`int gsl_matrix_memcpy` (*gsl\_matrix \* dest*, *const gsl\_matrix \* src*) [Function]  
 This function copies the elements of the matrix *src* into the matrix *dest*. The two matrices must have the same size.

`int gsl_matrix_swap` (*gsl\_matrix \* m1*, *gsl\_matrix \* m2*) [Function]  
 This function exchanges the elements of the matrices *m1* and *m2* by copying. The two matrices must have the same size.

### 8.4.8 Copying rows and columns

The functions described in this section copy a row or column of a matrix into a vector. This allows the elements of the vector and the matrix to be modified independently. Note that if the matrix and the vector point to overlapping regions of memory then the result will be undefined. The same effect can be achieved with more generality using `gsl_vector_memcpy` with vector views of rows and columns.

**int** `gsl_matrix_get_row` (*gsl\_vector* \* *v*, *const gsl\_matrix* \* *m*, *size\_t i*) [Function]

This function copies the elements of the *i*-th row of the matrix *m* into the vector *v*. The length of the vector must be the same as the length of the row.

**int** `gsl_matrix_get_col` (*gsl\_vector* \* *v*, *const gsl\_matrix* \* *m*, *size\_t j*) [Function]

This function copies the elements of the *j*-th column of the matrix *m* into the vector *v*. The length of the vector must be the same as the length of the column.

**int** `gsl_matrix_set_row` (*gsl\_matrix* \* *m*, *size\_t i*, *const gsl\_vector* \* *v*) [Function]

This function copies the elements of the vector *v* into the *i*-th row of the matrix *m*. The length of the vector must be the same as the length of the row.

**int** `gsl_matrix_set_col` (*gsl\_matrix* \* *m*, *size\_t j*, *const gsl\_vector* \* *v*) [Function]

This function copies the elements of the vector *v* into the *j*-th column of the matrix *m*. The length of the vector must be the same as the length of the column.

### 8.4.9 Exchanging rows and columns

The following functions can be used to exchange the rows and columns of a matrix.

**int** `gsl_matrix_swap_rows` (*gsl\_matrix* \* *m*, *size\_t i*, *size\_t j*) [Function]

This function exchanges the *i*-th and *j*-th rows of the matrix *m* in-place.

**int** `gsl_matrix_swap_columns` (*gsl\_matrix* \* *m*, *size\_t i*, *size\_t j*) [Function]

This function exchanges the *i*-th and *j*-th columns of the matrix *m* in-place.

**int** `gsl_matrix_swap_rowcol` (*gsl\_matrix* \* *m*, *size\_t i*, *size\_t j*) [Function]

This function exchanges the *i*-th row and *j*-th column of the matrix *m* in-place. The matrix must be square for this operation to be possible.

**int** `gsl_matrix_transpose_memcpy` (*gsl\_matrix* \* *dest*, *const gsl\_matrix* \* *src*) [Function]

This function makes the matrix *dest* the transpose of the matrix *src* by copying the elements of *src* into *dest*. This function works for all matrices provided that the dimensions of the matrix *dest* match the transposed dimensions of the matrix *src*.

**int** `gsl_matrix_transpose` (*gsl\_matrix* \* *m*) [Function]

This function replaces the matrix *m* by its transpose by copying the elements of the matrix in-place. The matrix must be square for this operation to be possible.

### 8.4.10 Matrix operations

The following operations are defined for real and complex matrices.

- int gsl\_matrix\_add** (*gsl\_matrix \* a, const gsl\_matrix \* b*) [Function]  
 This function adds the elements of matrix *b* to the elements of matrix *a*,  $a'(i, j) = a(i, j) + b(i, j)$ . The two matrices must have the same dimensions.
- int gsl\_matrix\_sub** (*gsl\_matrix \* a, const gsl\_matrix \* b*) [Function]  
 This function subtracts the elements of matrix *b* from the elements of matrix *a*,  $a'(i, j) = a(i, j) - b(i, j)$ . The two matrices must have the same dimensions.
- int gsl\_matrix\_mul\_elements** (*gsl\_matrix \* a, const gsl\_matrix \* b*) [Function]  
 This function multiplies the elements of matrix *a* by the elements of matrix *b*,  $a'(i, j) = a(i, j) * b(i, j)$ . The two matrices must have the same dimensions.
- int gsl\_matrix\_div\_elements** (*gsl\_matrix \* a, const gsl\_matrix \* b*) [Function]  
 This function divides the elements of matrix *a* by the elements of matrix *b*,  $a'(i, j) = a(i, j) / b(i, j)$ . The two matrices must have the same dimensions.
- int gsl\_matrix\_scale** (*gsl\_matrix \* a, const double x*) [Function]  
 This function multiplies the elements of matrix *a* by the constant factor *x*,  $a'(i, j) = xa(i, j)$ .
- int gsl\_matrix\_add\_constant** (*gsl\_matrix \* a, const double x*) [Function]  
 This function adds the constant value *x* to the elements of the matrix *a*,  $a'(i, j) = a(i, j) + x$ .

### 8.4.11 Finding maximum and minimum elements of matrices

The following operations are only defined for real matrices.

- double gsl\_matrix\_max** (*const gsl\_matrix \* m*) [Function]  
 This function returns the maximum value in the matrix *m*.
- double gsl\_matrix\_min** (*const gsl\_matrix \* m*) [Function]  
 This function returns the minimum value in the matrix *m*.
- void gsl\_matrix\_minmax** (*const gsl\_matrix \* m, double \* min\_out, double \* max\_out*) [Function]  
 This function returns the minimum and maximum values in the matrix *m*, storing them in *min\_out* and *max\_out*.
- void gsl\_matrix\_max\_index** (*const gsl\_matrix \* m, size\_t \* imax, size\_t \* jmax*) [Function]  
 This function returns the indices of the maximum value in the matrix *m*, storing them in *imax* and *jmax*. When there are several equal maximum elements then the first element found is returned, searching in row-major order.
- void gsl\_matrix\_min\_index** (*const gsl\_matrix \* m, size\_t \* imin, size\_t \* jmin*) [Function]  
 This function returns the indices of the minimum value in the matrix *m*, storing them in *imin* and *jmin*. When there are several equal minimum elements then the first element found is returned, searching in row-major order.

```
void gsl_matrix_minmax_index (const gsl_matrix *m, size_t *imin, [Function]
 size_t *jmin, size_t *imax, size_t *jmax)
```

This function returns the indices of the minimum and maximum values in the matrix *m*, storing them in (*imin*,*jmin*) and (*imax*,*jmax*). When there are several equal minimum or maximum elements then the first elements found are returned, searching in row-major order.

### 8.4.12 Matrix properties

```
int gsl_matrix_isnull (const gsl_matrix *m) [Function]
```

```
int gsl_matrix_ispos (const gsl_matrix *m) [Function]
```

```
int gsl_matrix_isneg (const gsl_matrix *m) [Function]
```

```
int gsl_matrix_isnonneg (const gsl_matrix *m) [Function]
```

These functions return 1 if all the elements of the matrix *m* are zero, strictly positive, strictly negative, or non-negative respectively, and 0 otherwise. To test whether a matrix is positive-definite, use the Cholesky decomposition (see Section 13.5 [Cholesky Decomposition], page 133).

### 8.4.13 Example programs for matrices

The program below shows how to allocate, initialize and read from a matrix using the functions `gsl_matrix_alloc`, `gsl_matrix_set` and `gsl_matrix_get`.

```
#include <stdio.h>
#include <gsl/gsl_matrix.h>

int
main (void)
{
 int i, j;
 gsl_matrix * m = gsl_matrix_alloc (10, 3);

 for (i = 0; i < 10; i++)
 for (j = 0; j < 3; j++)
 gsl_matrix_set (m, i, j, 0.23 + 100*i + j);

 for (i = 0; i < 100; i++) /* OUT OF RANGE ERROR */
 for (j = 0; j < 3; j++)
 printf ("m(%d,%d) = %g\n", i, j,
 gsl_matrix_get (m, i, j));

 gsl_matrix_free (m);

 return 0;
}
```

Here is the output from the program. The final loop attempts to read outside the range of the matrix *m*, and the error is trapped by the range-checking code in `gsl_matrix_get`.

```
$./a.out
```

```

m(0,0) = 0.23
m(0,1) = 1.23
m(0,2) = 2.23
m(1,0) = 100.23
m(1,1) = 101.23
m(1,2) = 102.23
...
m(9,2) = 902.23
gsl: matrix_source.c:13: ERROR: first index out of range
Default GSL error handler invoked.
Aborted (core dumped)

```

The next program shows how to write a matrix to a file.

```

#include <stdio.h>
#include <gsl/gsl_matrix.h>

int
main (void)
{
 int i, j, k = 0;
 gsl_matrix * m = gsl_matrix_alloc (100, 100);
 gsl_matrix * a = gsl_matrix_alloc (100, 100);

 for (i = 0; i < 100; i++)
 for (j = 0; j < 100; j++)
 gsl_matrix_set (m, i, j, 0.23 + i + j);

 {
 FILE * f = fopen ("test.dat", "wb");
 gsl_matrix_fwrite (f, m);
 fclose (f);
 }

 {
 FILE * f = fopen ("test.dat", "rb");
 gsl_matrix_fread (f, a);
 fclose (f);
 }

 for (i = 0; i < 100; i++)
 for (j = 0; j < 100; j++)
 {
 double mij = gsl_matrix_get (m, i, j);
 double aij = gsl_matrix_get (a, i, j);
 if (mij != aij) k++;
 }
}

```

```

 gsl_matrix_free (m);
 gsl_matrix_free (a);

 printf ("differences = %d (should be zero)\n", k);
 return (k > 0);
}

```

After running this program the file ‘test.dat’ should contain the elements of `m`, written in binary format. The matrix which is read back in using the function `gsl_matrix_fread` should be exactly equal to the original matrix.

The following program demonstrates the use of vector views. The program computes the column norms of a matrix.

```

#include <math.h>
#include <stdio.h>
#include <gsl/gsl_matrix.h>
#include <gsl/gsl_blas.h>

int
main (void)
{
 size_t i,j;

 gsl_matrix *m = gsl_matrix_alloc (10, 10);

 for (i = 0; i < 10; i++)
 for (j = 0; j < 10; j++)
 gsl_matrix_set (m, i, j, sin (i) + cos (j));

 for (j = 0; j < 10; j++)
 {
 gsl_vector_view column = gsl_matrix_column (m, j);
 double d;

 d = gsl_blas_dnrm2 (&column.vector);

 printf ("matrix column %d, norm = %g\n", j, d);
 }

 gsl_matrix_free (m);

 return 0;
}

```

Here is the output of the program,

```

$./a.out
matrix column 0, norm = 4.31461
matrix column 1, norm = 3.1205
matrix column 2, norm = 2.19316

```



```

matrix column 3, norm = 3.26114
matrix column 4, norm = 2.53416
matrix column 5, norm = 2.57281
matrix column 6, norm = 4.20469
matrix column 7, norm = 3.65202
matrix column 8, norm = 2.08524
matrix column 9, norm = 3.07313

```

The results can be confirmed using GNU OCTAVE,

```

$ octave
GNU Octave, version 2.0.16.92
octave> m = sin(0:9)' * ones(1,10)
 + ones(10,1) * cos(0:9);
octave> sqrt(sum(m.^2))
ans =
 4.3146 3.1205 2.1932 3.2611 2.5342 2.5728
 4.2047 3.6520 2.0852 3.0731

```

## 8.5 References and Further Reading

The block, vector and matrix objects in GSL follow the `valarray` model of C++. A description of this model can be found in the following reference,

B. Stroustrup, *The C++ Programming Language* (3rd Ed), Section 22.4 Vector Arithmetic. Addison-Wesley 1997, ISBN 0-201-88954-4.

## 9 Permutations

This chapter describes functions for creating and manipulating permutations. A permutation  $p$  is represented by an array of  $n$  integers in the range 0 to  $n - 1$ , where each value  $p_i$  occurs once and only once. The application of a permutation  $p$  to a vector  $v$  yields a new vector  $v'$  where  $v'_i = v_{p_i}$ . For example, the array  $(0, 1, 3, 2)$  represents a permutation which exchanges the last two elements of a four element vector. The corresponding identity permutation is  $(0, 1, 2, 3)$ .

Note that the permutations produced by the linear algebra routines correspond to the exchange of matrix columns, and so should be considered as applying to row-vectors in the form  $v' = vP$  rather than column-vectors, when permuting the elements of a vector.

The functions described in this chapter are defined in the header file ‘`gsl_permutation.h`’.

### 9.1 The Permutation struct

A permutation is defined by a structure containing two components, the size of the permutation and a pointer to the permutation array. The elements of the permutation array are all of type `size_t`. The `gsl_permutation` structure looks like this,

```
typedef struct
{
 size_t size;
 size_t * data;
} gsl_permutation;
```

### 9.2 Permutation allocation

`gsl_permutation * gsl_permutation_alloc (size_t n)` [Function]

This function allocates memory for a new permutation of size  $n$ . The permutation is not initialized and its elements are undefined. Use the function `gsl_permutation_calloc` if you want to create a permutation which is initialized to the identity. A null pointer is returned if insufficient memory is available to create the permutation.

`gsl_permutation * gsl_permutation_calloc (size_t n)` [Function]

This function allocates memory for a new permutation of size  $n$  and initializes it to the identity. A null pointer is returned if insufficient memory is available to create the permutation.

`void gsl_permutation_init (gsl_permutation * p)` [Function]

This function initializes the permutation  $p$  to the identity, i.e.  $(0, 1, 2, \dots, n - 1)$ .

`void gsl_permutation_free (gsl_permutation * p)` [Function]

This function frees all the memory used by the permutation  $p$ .

`int gsl_permutation_memcpy (gsl_permutation * dest, const  
gsl_permutation * src)` [Function]

This function copies the elements of the permutation  $src$  into the permutation  $dest$ . The two permutations must have the same size.

### 9.3 Accessing permutation elements

The following functions can be used to access and manipulate permutations.

`size_t gsl_permutation_get (const gsl_permutation * p, const size_t i)` [Function]

This function returns the value of the *i*-th element of the permutation *p*. If *i* lies outside the allowed range of 0 to *n* − 1 then the error handler is invoked and 0 is returned. An inline version of this function is used when HAVE\_INLINE is defined.

`int gsl_permutation_swap (gsl_permutation * p, const size_t i, const size_t j)` [Function]

This function exchanges the *i*-th and *j*-th elements of the permutation *p*.

### 9.4 Permutation properties

`size_t gsl_permutation_size (const gsl_permutation * p)` [Function]

This function returns the size of the permutation *p*.

`size_t * gsl_permutation_data (const gsl_permutation * p)` [Function]

This function returns a pointer to the array of elements in the permutation *p*.

`int gsl_permutation_valid (gsl_permutation * p)` [Function]

This function checks that the permutation *p* is valid. The *n* elements should contain each of the numbers 0 to *n* − 1 once and only once.

### 9.5 Permutation functions

`void gsl_permutation_reverse (gsl_permutation * p)` [Function]

This function reverses the elements of the permutation *p*.

`int gsl_permutation_inverse (gsl_permutation * inv, const gsl_permutation * p)` [Function]

This function computes the inverse of the permutation *p*, storing the result in *inv*.

`int gsl_permutation_next (gsl_permutation * p)` [Function]

This function advances the permutation *p* to the next permutation in lexicographic order and returns `GSL_SUCCESS`. If no further permutations are available it returns `GSL_FAILURE` and leaves *p* unmodified. Starting with the identity permutation and repeatedly applying this function will iterate through all possible permutations of a given order.

`int gsl_permutation_prev (gsl_permutation * p)` [Function]

This function steps backwards from the permutation *p* to the previous permutation in lexicographic order, returning `GSL_SUCCESS`. If no previous permutation is available it returns `GSL_FAILURE` and leaves *p* unmodified.

## 9.6 Applying Permutations

`int gsl_permute (const size_t * p, double * data, size_t stride, size_t n)` [Function]

This function applies the permutation *p* to the array *data* of size *n* with stride *stride*.

`int gsl_permute_inverse (const size_t * p, double * data, size_t stride, size_t n)` [Function]

This function applies the inverse of the permutation *p* to the array *data* of size *n* with stride *stride*.

`int gsl_permute_vector (const gsl_permutation * p, gsl_vector * v)` [Function]

This function applies the permutation *p* to the elements of the vector *v*, considered as a row-vector acted on by a permutation matrix from the right,  $v' = vP$ . The *j*-th column of the permutation matrix *P* is given by the *p<sub>j</sub>*-th column of the identity matrix. The permutation *p* and the vector *v* must have the same length.

`int gsl_permute_vector_inverse (const gsl_permutation * p, gsl_vector * v)` [Function]

This function applies the inverse of the permutation *p* to the elements of the vector *v*, considered as a row-vector acted on by an inverse permutation matrix from the right,  $v' = vP^T$ . Note that for permutation matrices the inverse is the same as the transpose. The *j*-th column of the permutation matrix *P* is given by the *p<sub>j</sub>*-th column of the identity matrix. The permutation *p* and the vector *v* must have the same length.

`int gsl_permutation_mul (gsl_permutation * p, const gsl_permutation * pa, const gsl_permutation * pb)` [Function]

This function combines the two permutations *pa* and *pb* into a single permutation *p*, where  $p = pa.pb$ . The permutation *p* is equivalent to applying *pb* first and then *pa*.

## 9.7 Reading and writing permutations

The library provides functions for reading and writing permutations to a file as binary data or formatted text.

`int gsl_permutation_fwrite (FILE * stream, const gsl_permutation * p)` [Function]

This function writes the elements of the permutation *p* to the stream *stream* in binary format. The function returns `GSL_EFAILED` if there was a problem writing to the file. Since the data is written in the native binary format it may not be portable between different architectures.

`int gsl_permutation_fread (FILE * stream, gsl_permutation * p)` [Function]

This function reads into the permutation *p* from the open stream *stream* in binary format. The permutation *p* must be preallocated with the correct length since the function uses the size of *p* to determine how many bytes to read. The function returns `GSL_EFAILED` if there was a problem reading from the file. The data is assumed to have been written in the native binary format on the same architecture.

```
int gsl_permutation_fprintf (FILE * stream, const gsl_permutation [Function]
 * p, const char * format)
```

This function writes the elements of the permutation *p* line-by-line to the stream *stream* using the format specifier *format*, which should be suitable for a type of *size\_t*. In ISO C99 the type modifier *z* represents *size\_t*, so "%zu\n" is a suitable format.<sup>1</sup> The function returns *GSL\_EFAILED* if there was a problem writing to the file.

```
int gsl_permutation_fscanf (FILE * stream, gsl_permutation * p) [Function]
```

This function reads formatted data from the stream *stream* into the permutation *p*. The permutation *p* must be preallocated with the correct length since the function uses the size of *p* to determine how many numbers to read. The function returns *GSL\_EFAILED* if there was a problem reading from the file.

## 9.8 Permutations in cyclic form

A permutation can be represented in both *linear* and *cyclic* notations. The functions described in this section convert between the two forms. The linear notation is an index mapping, and has already been described above. The cyclic notation expresses a permutation as a series of circular rearrangements of groups of elements, or *cycles*.

For example, under the cycle (1 2 3), 1 is replaced by 2, 2 is replaced by 3 and 3 is replaced by 1 in a circular fashion. Cycles of different sets of elements can be combined independently, for example (1 2 3) (4 5) combines the cycle (1 2 3) with the cycle (4 5), which is an exchange of elements 4 and 5. A cycle of length one represents an element which is unchanged by the permutation and is referred to as a *singleton*.

It can be shown that every permutation can be decomposed into combinations of cycles. The decomposition is not unique, but can always be rearranged into a standard *canonical form* by a reordering of elements. The library uses the canonical form defined in Knuth's *Art of Computer Programming* (Vol 1, 3rd Ed, 1997) Section 1.3.3, p.178.

The procedure for obtaining the canonical form given by Knuth is,

1. Write all singleton cycles explicitly
2. Within each cycle, put the smallest number first
3. Order the cycles in decreasing order of the first number in the cycle.

For example, the linear representation (2 4 3 0 1) is represented as (1 4) (0 2 3) in canonical form. The permutation corresponds to an exchange of elements 1 and 4, and rotation of elements 0, 2 and 3.

The important property of the canonical form is that it can be reconstructed from the contents of each cycle without the brackets. In addition, by removing the brackets it can be considered as a linear representation of a different permutation. In the example given above the permutation (2 4 3 0 1) would become (1 4 0 2 3). This mapping has many applications in the theory of permutations.

```
int gsl_permutation_linear_to_canonical (gsl_permutation * q, [Function]
 const gsl_permutation * p)
```

This function computes the canonical form of the permutation *p* and stores it in the output argument *q*.

---

<sup>1</sup> In versions of the GNU C library prior to the ISO C99 standard, the type modifier *Z* was used instead.

`int gsl_permutation_canonical_to_linear (gsl_permutation * p, [Function]  
                                   const gsl_permutation * q)`

This function converts a permutation *q* in canonical form back into linear form storing it in the output argument *p*.

`size_t gsl_permutation_inversions (const gsl_permutation * p) [Function]`

This function counts the number of inversions in the permutation *p*. An inversion is any pair of elements that are not in order. For example, the permutation 2031 has three inversions, corresponding to the pairs (2,0) (2,1) and (3,1). The identity permutation has no inversions.

`size_t gsl_permutation_linear_cycles (const gsl_permutation * p) [Function]`

This function counts the number of cycles in the permutation *p*, given in linear form.

`size_t gsl_permutation_canonical_cycles (const gsl_permutation [Function]  
                                   * q)`

This function counts the number of cycles in the permutation *q*, given in canonical form.

## 9.9 Examples

The example program below creates a random permutation (by shuffling the elements of the identity) and finds its inverse.

```
#include <stdio.h>
#include <gsl/gsl_rng.h>
#include <gsl/gsl_randist.h>
#include <gsl/gsl_permutation.h>

int
main (void)
{
 const size_t N = 10;
 const gsl_rng_type * T;
 gsl_rng * r;

 gsl_permutation * p = gsl_permutation_alloc (N);
 gsl_permutation * q = gsl_permutation_alloc (N);

 gsl_rng_env_setup();
 T = gsl_rng_default;
 r = gsl_rng_alloc (T);

 printf ("initial permutation:");
 gsl_permutation_init (p);
 gsl_permutation_fprintf (stdout, p, " %u");
 printf ("\n");

 printf (" random permutation:");
```

```

 gsl_ran_shuffle (r, p->data, N, sizeof(size_t));
 gsl_permutation_fprintf (stdout, p, " %u");
 printf ("\n");

 printf ("inverse permutation:");
 gsl_permutation_inverse (q, p);
 gsl_permutation_fprintf (stdout, q, " %u");
 printf ("\n");

 gsl_permutation_free (p);
 gsl_permutation_free (q);
 gsl_rng_free (r);

 return 0;
}

```

Here is the output from the program,

```

$./a.out
initial permutation: 0 1 2 3 4 5 6 7 8 9
random permutation: 1 3 5 2 7 6 0 4 9 8
inverse permutation: 6 0 3 1 7 2 5 4 9 8

```

The random permutation  $p[i]$  and its inverse  $q[i]$  are related through the identity  $p[q[i]] = i$ , which can be verified from the output.

The next example program steps forwards through all possible third order permutations, starting from the identity,

```

#include <stdio.h>
#include <gsl/gsl_permutation.h>

int
main (void)
{
 gsl_permutation * p = gsl_permutation_alloc (3);

 gsl_permutation_init (p);

 do
 {
 gsl_permutation_fprintf (stdout, p, " %u");
 printf ("\n");
 }
 while (gsl_permutation_next(p) == GSL_SUCCESS);

 gsl_permutation_free (p);

 return 0;
}

```

Here is the output from the program,

```
$./a.out
0 1 2
0 2 1
1 0 2
1 2 0
2 0 1
2 1 0
```

The permutations are generated in lexicographic order. To reverse the sequence, begin with the final permutation (which is the reverse of the identity) and replace `gsl_permutation_next` with `gsl_permutation_prev`.

## 9.10 References and Further Reading

The subject of permutations is covered extensively in Knuth's *Sorting and Searching*,

Donald E. Knuth, *The Art of Computer Programming: Sorting and Searching* (Vol 3, 3rd Ed, 1997), Addison-Wesley, ISBN 0201896850.

For the definition of the *canonical form* see,

Donald E. Knuth, *The Art of Computer Programming: Fundamental Algorithms* (Vol 1, 3rd Ed, 1997), Addison-Wesley, ISBN 0201896850. Section 1.3.3, *An Unusual Correspondence*, p.178–179.



## 10 Combinations

This chapter describes functions for creating and manipulating combinations. A combination  $c$  is represented by an array of  $k$  integers in the range 0 to  $n - 1$ , where each value  $c_i$  occurs at most once. The combination  $c$  corresponds to indices of  $k$  elements chosen from an  $n$  element vector. Combinations are useful for iterating over all  $k$ -element subsets of a set.

The functions described in this chapter are defined in the header file ‘`gsl_combination.h`’.

### 10.1 The Combination struct

A combination is defined by a structure containing three components, the values of  $n$  and  $k$ , and a pointer to the combination array. The elements of the combination array are all of type `size_t`, and are stored in increasing order. The `gsl_combination` structure looks like this,

```
typedef struct
{
 size_t n;
 size_t k;
 size_t *data;
} gsl_combination;
```

### 10.2 Combination allocation

`gsl_combination * gsl_combination_alloc (size_t n, size_t k)` [Function]

This function allocates memory for a new combination with parameters  $n$ ,  $k$ . The combination is not initialized and its elements are undefined. Use the function `gsl_combination_calloc` if you want to create a combination which is initialized to the lexicographically first combination. A null pointer is returned if insufficient memory is available to create the combination.

`gsl_combination * gsl_combination_calloc (size_t n, size_t k)` [Function]

This function allocates memory for a new combination with parameters  $n$ ,  $k$  and initializes it to the lexicographically first combination. A null pointer is returned if insufficient memory is available to create the combination.

`void gsl_combination_init_first (gsl_combination * c)` [Function]

This function initializes the combination  $c$  to the lexicographically first combination, i.e.  $(0, 1, 2, \dots, k - 1)$ .

`void gsl_combination_init_last (gsl_combination * c)` [Function]

This function initializes the combination  $c$  to the lexicographically last combination, i.e.  $(n - k, n - k + 1, \dots, n - 1)$ .

`void gsl_combination_free (gsl_combination * c)` [Function]

This function frees all the memory used by the combination  $c$ .

```
int gsl_combination_memcpy (gsl_combination * dest, const [Function]
 gsl_combination * src)
```

This function copies the elements of the combination *src* into the combination *dest*. The two combinations must have the same size.

### 10.3 Accessing combination elements

The following function can be used to access the elements of a combination.

```
size_t gsl_combination_get (const gsl_combination * c, const size_t [Function]
 i)
```

This function returns the value of the *i*-th element of the combination *c*. If *i* lies outside the allowed range of 0 to  $k - 1$  then the error handler is invoked and 0 is returned. An inline version of this function is used when HAVE\_INLINE is defined.

### 10.4 Combination properties

```
size_t gsl_combination_n (const gsl_combination * c) [Function]
```

This function returns the range (*n*) of the combination *c*.

```
size_t gsl_combination_k (const gsl_combination * c) [Function]
```

This function returns the number of elements (*k*) in the combination *c*.

```
size_t * gsl_combination_data (const gsl_combination * c) [Function]
```

This function returns a pointer to the array of elements in the combination *c*.

```
int gsl_combination_valid (gsl_combination * c) [Function]
```

This function checks that the combination *c* is valid. The *k* elements should lie in the range 0 to  $n - 1$ , with each value occurring once at most and in increasing order.

### 10.5 Combination functions

```
int gsl_combination_next (gsl_combination * c) [Function]
```

This function advances the combination *c* to the next combination in lexicographic order and returns GSL\_SUCCESS. If no further combinations are available it returns GSL\_FAILURE and leaves *c* unmodified. Starting with the first combination and repeatedly applying this function will iterate through all possible combinations of a given order.

```
int gsl_combination_prev (gsl_combination * c) [Function]
```

This function steps backwards from the combination *c* to the previous combination in lexicographic order, returning GSL\_SUCCESS. If no previous combination is available it returns GSL\_FAILURE and leaves *c* unmodified.

### 10.6 Reading and writing combinations

The library provides functions for reading and writing combinations to a file as binary data or formatted text.

`int gsl_combination_fwrite (FILE * stream, const gsl_combination * c)` [Function]

This function writes the elements of the combination *c* to the stream *stream* in binary format. The function returns `GSL_EFAILED` if there was a problem writing to the file. Since the data is written in the native binary format it may not be portable between different architectures.

`int gsl_combination_fread (FILE * stream, gsl_combination * c)` [Function]

This function reads elements from the open stream *stream* into the combination *c* in binary format. The combination *c* must be preallocated with correct values of *n* and *k* since the function uses the size of *c* to determine how many bytes to read. The function returns `GSL_EFAILED` if there was a problem reading from the file. The data is assumed to have been written in the native binary format on the same architecture.

`int gsl_combination_fprintf (FILE * stream, const gsl_combination * c, const char * format)` [Function]

This function writes the elements of the combination *c* line-by-line to the stream *stream* using the format specifier *format*, which should be suitable for a type of *size\_t*. In ISO C99 the type modifier `z` represents `size_t`, so `"%zu\n"` is a suitable format.<sup>1</sup> The function returns `GSL_EFAILED` if there was a problem writing to the file.

`int gsl_combination_fscanf (FILE * stream, gsl_combination * c)` [Function]

This function reads formatted data from the stream *stream* into the combination *c*. The combination *c* must be preallocated with correct values of *n* and *k* since the function uses the size of *c* to determine how many numbers to read. The function returns `GSL_EFAILED` if there was a problem reading from the file.

## 10.7 Examples

The example program below prints all subsets of the set  $\{0, 1, 2, 3\}$  ordered by size. Subsets of the same size are ordered lexicographically.

```
#include <stdio.h>
#include <gsl/gsl_combination.h>

int
main (void)
{
 gsl_combination * c;
 size_t i;

 printf ("All subsets of {0,1,2,3} by size:\n") ;
 for (i = 0; i <= 4; i++)
 {
 c = gsl_combination_calloc (4, i);
 do
 {
```

---

<sup>1</sup> In versions of the GNU C library prior to the ISO C99 standard, the type modifier `Z` was used instead.

```

 printf ("{");
 gsl_combination_fprintf (stdout, c, " %u");
 printf (" }\n");
 }
 while (gsl_combination_next (c) == GSL_SUCCESS);
 gsl_combination_free (c);
}

return 0;
}

```

Here is the output from the program,

```

$./a.out
All subsets of {0,1,2,3} by size:
{ }
{ 0 }
{ 1 }
{ 2 }
{ 3 }
{ 0 1 }
{ 0 2 }
{ 0 3 }
{ 1 2 }
{ 1 3 }
{ 2 3 }
{ 0 1 2 }
{ 0 1 3 }
{ 0 2 3 }
{ 1 2 3 }
{ 0 1 2 3 }

```

All 16 subsets are generated, and the subsets of each size are sorted lexicographically.

## 10.8 References and Further Reading

Further information on combinations can be found in,

Donald L. Kreher, Douglas R. Stinson, *Combinatorial Algorithms: Generation, Enumeration and Search*, 1998, CRC Press LLC, ISBN 084933988X

## 11 Sorting

This chapter describes functions for sorting data, both directly and indirectly (using an index). All the functions use the *heapsort* algorithm. Heapsort is an  $O(N \log N)$  algorithm which operates in-place and does not require any additional storage. It also provides consistent performance, the running time for its worst-case (ordered data) being not significantly longer than the average and best cases. Note that the heapsort algorithm does not preserve the relative ordering of equal elements—it is an *unstable* sort. However the resulting order of equal elements will be consistent across different platforms when using these functions.

### 11.1 Sorting objects

The following function provides a simple alternative to the standard library function `qsort`. It is intended for systems lacking `qsort`, not as a replacement for it. The function `qsort` should be used whenever possible, as it will be faster and can provide stable ordering of equal elements. Documentation for `qsort` is available in the *GNU C Library Reference Manual*.

The functions described in this section are defined in the header file ‘`gsl_heapsort.h`’.

`void gsl_heapsort (void * array, size_t count, size_t size, [Function]  
gsl_comparison_fn_t compare)`

This function sorts the *count* elements of the array *array*, each of size *size*, into ascending order using the comparison function *compare*. The type of the comparison function is defined by,

```
int (*gsl_comparison_fn_t) (const void * a,
 const void * b)
```

A comparison function should return a negative integer if the first argument is less than the second argument, 0 if the two arguments are equal and a positive integer if the first argument is greater than the second argument.

For example, the following function can be used to sort doubles into ascending numerical order.

```
int
compare_doubles (const double * a,
 const double * b)
{
 if (*a > *b)
 return 1;
 else if (*a < *b)
 return -1;
 else
 return 0;
}
```

The appropriate function call to perform the sort is,

```
gsl_heapsort (array, count, sizeof(double),
 compare_doubles);
```

Note that unlike `qsort` the heapsort algorithm cannot be made into a stable sort by pointer arithmetic. The trick of comparing pointers for equal elements in the comparison function does not work for the heapsort algorithm. The heapsort algorithm performs an internal rearrangement of the data which destroys its initial ordering.

```
int gsl_heapsort_index (size_t *p, const void *array, size_t count, [Function]
 size_t size, gsl_comparison_fn_t compare)
```

This function indirectly sorts the *count* elements of the array *array*, each of size *size*, into ascending order using the comparison function *compare*. The resulting permutation is stored in *p*, an array of length *n*. The elements of *p* give the index of the array element which would have been stored in that position if the array had been sorted in place. The first element of *p* gives the index of the least element in *array*, and the last element of *p* gives the index of the greatest element in *array*. The array itself is not changed.

## 11.2 Sorting vectors

The following functions will sort the elements of an array or vector, either directly or indirectly. They are defined for all real and integer types using the normal suffix rules. For example, the `float` versions of the array functions are `gsl_sort_float` and `gsl_sort_float_index`. The corresponding vector functions are `gsl_sort_vector_float` and `gsl_sort_vector_float_index`. The prototypes are available in the header files ‘`gsl_sort_float.h`’ ‘`gsl_sort_vector_float.h`’. The complete set of prototypes can be included using the header files ‘`gsl_sort.h`’ and ‘`gsl_sort_vector.h`’.

There are no functions for sorting complex arrays or vectors, since the ordering of complex numbers is not uniquely defined. To sort a complex vector by magnitude compute a real vector containing the magnitudes of the complex elements, and sort this vector indirectly. The resulting index gives the appropriate ordering of the original complex vector.

```
void gsl_sort (double *data, size_t stride, size_t n) [Function]
 This function sorts the n elements of the array data with stride stride into ascending numerical order.
```

```
void gsl_sort_vector (gsl_vector *v) [Function]
 This function sorts the elements of the vector v into ascending numerical order.
```

```
void gsl_sort_index (size_t *p, const double *data, size_t stride, [Function]
 size_t n)
```

This function indirectly sorts the *n* elements of the array *data* with stride *stride* into ascending order, storing the resulting permutation in *p*. The array *p* must be allocated with a sufficient length to store the *n* elements of the permutation. The elements of *p* give the index of the array element which would have been stored in that position if the array had been sorted in place. The array *data* is not changed.

```
int gsl_sort_vector_index (gsl_permutation *p, const gsl_vector * [Function]
 v)
```

This function indirectly sorts the elements of the vector *v* into ascending order, storing the resulting permutation in *p*. The elements of *p* give the index of the vector element which would have been stored in that position if the vector had been sorted in place.

The first element of  $p$  gives the index of the least element in  $v$ , and the last element of  $p$  gives the index of the greatest element in  $v$ . The vector  $v$  is not changed.

### 11.3 Selecting the $k$ smallest or largest elements

The functions described in this section select the  $k$  smallest or largest elements of a data set of size  $N$ . The routines use an  $O(kN)$  direct insertion algorithm which is suited to subsets that are small compared with the total size of the dataset. For example, the routines are useful for selecting the 10 largest values from one million data points, but not for selecting the largest 100,000 values. If the subset is a significant part of the total dataset it may be faster to sort all the elements of the dataset directly with an  $O(N \log N)$  algorithm and obtain the smallest or largest values that way.

```
int gsl_sort_smallest (double *dest, size_t k, const double *src, [Function]
 size_t stride, size_t n)
```

This function copies the  $k$  smallest elements of the array  $src$ , of size  $n$  and stride  $stride$ , in ascending numerical order into the array  $dest$ . The size  $k$  of the subset must be less than or equal to  $n$ . The data  $src$  is not modified by this operation.

```
int gsl_sort_largest (double *dest, size_t k, const double *src, [Function]
 size_t stride, size_t n)
```

This function copies the  $k$  largest elements of the array  $src$ , of size  $n$  and stride  $stride$ , in descending numerical order into the array  $dest$ .  $k$  must be less than or equal to  $n$ . The data  $src$  is not modified by this operation.

```
int gsl_sort_vector_smallest (double *dest, size_t k, const [Function]
 gsl_vector *v)
```

```
int gsl_sort_vector_largest (double *dest, size_t k, const [Function]
 gsl_vector *v)
```

These functions copy the  $k$  smallest or largest elements of the vector  $v$  into the array  $dest$ .  $k$  must be less than or equal to the length of the vector  $v$ .

The following functions find the indices of the  $k$  smallest or largest elements of a dataset,

```
int gsl_sort_smallest_index (size_t *p, size_t k, const double * [Function]
 src, size_t stride, size_t n)
```

This function stores the indices of the  $k$  smallest elements of the array  $src$ , of size  $n$  and stride  $stride$ , in the array  $p$ . The indices are chosen so that the corresponding data is in ascending numerical order.  $k$  must be less than or equal to  $n$ . The data  $src$  is not modified by this operation.

```
int gsl_sort_largest_index (size_t *p, size_t k, const double * [Function]
 src, size_t stride, size_t n)
```

This function stores the indices of the  $k$  largest elements of the array  $src$ , of size  $n$  and stride  $stride$ , in the array  $p$ . The indices are chosen so that the corresponding data is in descending numerical order.  $k$  must be less than or equal to  $n$ . The data  $src$  is not modified by this operation.

```
int gsl_sort_vector_smallest_index (size_t *p, size_t k, const [Function]
 gsl_vector *v)
```

```
int gsl_sort_vector_largest_index (size_t * p, size_t k, const [Function]
 gsl_vector * v)
```

These functions store the indices of the  $k$  smallest or largest elements of the vector  $v$  in the array  $p$ .  $k$  must be less than or equal to the length of the vector  $v$ .

## 11.4 Computing the rank

The *rank* of an element is its order in the sorted data. The rank is the inverse of the index permutation,  $p$ . It can be computed using the following algorithm,

```
for (i = 0; i < p->size; i++)
{
 size_t pi = p->data[i];
 rank->data[pi] = i;
}
```

This can be computed directly from the function `gsl_permutation_inverse(rank,p)`.

The following function will print the rank of each element of the vector  $v$ ,

```
void
print_rank (gsl_vector * v)
{
 size_t i;
 size_t n = v->size;
 gsl_permutation * perm = gsl_permutation_alloc(n);
 gsl_permutation * rank = gsl_permutation_alloc(n);

 gsl_sort_vector_index (perm, v);
 gsl_permutation_inverse (rank, perm);

 for (i = 0; i < n; i++)
 {
 double vi = gsl_vector_get(v, i);
 printf ("element = %d, value = %g, rank = %d\n",
 i, vi, rank->data[i]);
 }

 gsl_permutation_free (perm);
 gsl_permutation_free (rank);
}
```

## 11.5 Examples

The following example shows how to use the permutation  $p$  to print the elements of the vector  $v$  in ascending order,

```
gsl_sort_vector_index (p, v);

for (i = 0; i < v->size; i++)
{
 double vpi = gsl_vector_get (v, p->data[i]);
```



```
 printf ("order = %d, value = %g\n", i, vpi);
}
```

The next example uses the function `gsl_sort_smallest` to select the 5 smallest numbers from 100000 uniform random variates stored in an array,

```
#include <gsl/gsl_rng.h>
#include <gsl/gsl_sort_double.h>

int
main (void)
{
 const gsl_rng_type * T;
 gsl_rng * r;

 size_t i, k = 5, N = 100000;

 double * x = malloc (N * sizeof(double));
 double * small = malloc (k * sizeof(double));

 gsl_rng_env_setup();

 T = gsl_rng_default;
 r = gsl_rng_alloc (T);

 for (i = 0; i < N; i++)
 {
 x[i] = gsl_rng_uniform(r);
 }

 gsl_sort_smallest (small, k, x, 1, N);

 printf ("%d smallest values from %d\n", k, N);

 for (i = 0; i < k; i++)
 {
 printf ("%d: %.18f\n", i, small[i]);
 }

 free (x);
 free (small);
 gsl_rng_free (r);
 return 0;
}
```

The output lists the 5 smallest values, in ascending order,

```
$./a.out
5 smallest values from 100000
0: 0.000003489200025797
```

1: 0.000008199829608202  
2: 0.000008953968062997  
3: 0.000010712770745158  
4: 0.000033531803637743

## 11.6 References and Further Reading

The subject of sorting is covered extensively in Knuth's *Sorting and Searching*,

Donald E. Knuth, *The Art of Computer Programming: Sorting and Searching* (Vol 3, 3rd Ed, 1997), Addison-Wesley, ISBN 0201896850.

The Heapsort algorithm is described in the following book,

Robert Sedgewick, *Algorithms in C*, Addison-Wesley, ISBN 0201514257.

## 12 BLAS Support

The Basic Linear Algebra Subprograms (BLAS) define a set of fundamental operations on vectors and matrices which can be used to create optimized higher-level linear algebra functionality.

The library provides a low-level layer which corresponds directly to the C-language BLAS standard, referred to here as “CBLAS”, and a higher-level interface for operations on GSL vectors and matrices. Users who are interested in simple operations on GSL vector and matrix objects should use the high-level layer, which is declared in the file `gsl_blas.h`. This should satisfy the needs of most users. Note that GSL matrices are implemented using dense-storage so the interface only includes the corresponding dense-storage BLAS functions. The full BLAS functionality for band-format and packed-format matrices is available through the low-level CBLAS interface.

The interface for the `gsl_cblas` layer is specified in the file `gsl_cblas.h`. This interface corresponds to the BLAS Technical Forum’s draft standard for the C interface to legacy BLAS implementations. Users who have access to other conforming CBLAS implementations can use these in place of the version provided by the library. Note that users who have only a Fortran BLAS library can use a CBLAS conformant wrapper to convert it into a CBLAS library. A reference CBLAS wrapper for legacy Fortran implementations exists as part of the draft CBLAS standard and can be obtained from Netlib. The complete set of CBLAS functions is listed in an appendix (see Appendix D [GSL CBLAS Library], page 433).

There are three levels of BLAS operations,

- Level 1**     Vector operations, e.g.  $y = \alpha x + y$
- Level 2**     Matrix-vector operations, e.g.  $y = \alpha Ax + \beta y$
- Level 3**     Matrix-matrix operations, e.g.  $C = \alpha AB + C$

Each routine has a name which specifies the operation, the type of matrices involved and their precisions. Some of the most common operations and their names are given below,

- DOT**        scalar product,  $x^T y$
- AXPY**       vector sum,  $\alpha x + y$
- MV**         matrix-vector product,  $Ax$
- SV**         matrix-vector solve,  $inv(A)x$
- MM**         matrix-matrix product,  $AB$
- SM**         matrix-matrix solve,  $inv(A)B$

The types of matrices are,

- GE**        general
- GB**        general band
- SY**        symmetric
- SB**        symmetric band
- SP**        symmetric packed

|           |                   |
|-----------|-------------------|
| <b>HE</b> | hermitian         |
| <b>HB</b> | hermitian band    |
| <b>HP</b> | hermitian packed  |
| <b>TR</b> | triangular        |
| <b>TB</b> | triangular band   |
| <b>TP</b> | triangular packed |

Each operation is defined for four precisions,

|          |                |
|----------|----------------|
| <b>S</b> | single real    |
| <b>D</b> | double real    |
| <b>C</b> | single complex |
| <b>Z</b> | double complex |

Thus, for example, the name SGEMM stands for “single-precision general matrix-matrix multiply” and ZGEMM stands for “double-precision complex matrix-matrix multiply”.

## 12.1 GSL BLAS Interface

GSL provides dense vector and matrix objects, based on the relevant built-in types. The library provides an interface to the BLAS operations which apply to these objects. The interface to this functionality is given in the file `gsl_blas.h`.

### 12.1.1 Level 1

```
int gsl_blas_sdsdot (float alpha, const gsl_vector_float * x, const [Function]
 gsl_vector_float * y, float * result)
```

This function computes the sum  $\alpha + x^T y$  for the vectors  $x$  and  $y$ , returning the result in *result*.

```
int gsl_blas_sdot (const gsl_vector_float * x, const gsl_vector_float * y, [Function]
 float * result)
```

```
int gsl_blas_dsdot (const gsl_vector_float * x, const gsl_vector_float * [Function]
 y, double * result)
```

```
int gsl_blas_ddot (const gsl_vector * x, const gsl_vector * y, double * [Function]
 result)
```

These functions compute the scalar product  $x^T y$  for the vectors  $x$  and  $y$ , returning the result in *result*.

```
int gsl_blas_cdotu (const gsl_vector_complex_float * x, const [Function]
 gsl_vector_complex_float * y, gsl_complex_float * dotu)
```

```
int gsl_blas_zdotu (const gsl_vector_complex * x, const [Function]
 gsl_vector_complex * y, gsl_complex * dotu)
```

These functions compute the complex scalar product  $x^T y$  for the vectors  $x$  and  $y$ , returning the result in *result*

`int gsl_blas_cdotc` (*const gsl\_vector\_complex\_float \* x, const* [Function]  
*gsl\_vector\_complex\_float \* y, gsl\_complex\_float \* dotc*)

`int gsl_blas_zdotc` (*const gsl\_vector\_complex \* x, const* [Function]  
*gsl\_vector\_complex \* y, gsl\_complex \* dotc*)

These functions compute the complex conjugate scalar product  $x^H y$  for the vectors  $x$  and  $y$ , returning the result in *result*

`float gsl_blas_snrm2` (*const gsl\_vector\_float \* x*) [Function]

`double gsl_blas_dnrm2` (*const gsl\_vector \* x*) [Function]

These functions compute the Euclidean norm  $\|x\|_2 = \sqrt{\sum x_i^2}$  of the vector  $x$ .

`float gsl_blas_scnrm2` (*const gsl\_vector\_complex\_float \* x*) [Function]

`double gsl_blas_dznrm2` (*const gsl\_vector\_complex \* x*) [Function]

These functions compute the Euclidean norm of the complex vector  $x$ ,

$$\|x\|_2 = \sqrt{\sum (\text{Re}(x_i)^2 + \text{Im}(x_i)^2)}.$$

`float gsl_blas_sasum` (*const gsl\_vector\_float \* x*) [Function]

`double gsl_blas_dasum` (*const gsl\_vector \* x*) [Function]

These functions compute the absolute sum  $\sum |x_i|$  of the elements of the vector  $x$ .

`float gsl_blas_scasum` (*const gsl\_vector\_complex\_float \* x*) [Function]

`double gsl_blas_dzasum` (*const gsl\_vector\_complex \* x*) [Function]

These functions compute the sum of the magnitudes of the real and imaginary parts of the complex vector  $x$ ,  $\sum (|\text{Re}(x_i)| + |\text{Im}(x_i)|)$ .

`CBLAS_INDEX_t gsl_blas_isamax` (*const gsl\_vector\_float \* x*) [Function]

`CBLAS_INDEX_t gsl_blas_idamax` (*const gsl\_vector \* x*) [Function]

`CBLAS_INDEX_t gsl_blas_icamax` (*const gsl\_vector\_complex\_float \* x*) [Function]

`CBLAS_INDEX_t gsl_blas_izamax` (*const gsl\_vector\_complex \* x*) [Function]

These functions return the index of the largest element of the vector  $x$ . The largest element is determined by its absolute magnitude for real vectors and by the sum of the magnitudes of the real and imaginary parts  $|\text{Re}(x_i)| + |\text{Im}(x_i)|$  for complex vectors. If the largest value occurs several times then the index of the first occurrence is returned.

`int gsl_blas_sswap` (*gsl\_vector\_float \* x, gsl\_vector\_float \* y*) [Function]

`int gsl_blas_dswap` (*gsl\_vector \* x, gsl\_vector \* y*) [Function]

`int gsl_blas_cswap` (*gsl\_vector\_complex\_float \* x,* [Function]  
*gsl\_vector\_complex\_float \* y*)

`int gsl_blas_zswap` (*gsl\_vector\_complex \* x, gsl\_vector\_complex \* y*) [Function]

These functions exchange the elements of the vectors  $x$  and  $y$ .

`int gsl_blas_scopy` (*const gsl\_vector\_float \* x, gsl\_vector\_float \* y*) [Function]

`int gsl_blas_dcopy` (*const gsl\_vector \* x, gsl\_vector \* y*) [Function]

`int gsl_blas_ccopy` (*const gsl\_vector\_complex\_float \* x,* [Function]  
*gsl\_vector\_complex\_float \* y*)

`int gsl_blas_zcopy` (*const gsl\_vector\_complex \* x, gsl\_vector\_complex* [Function]  
*\* y*)

These functions copy the elements of the vector  $x$  into the vector  $y$ .

`int gsl_blas_saxpy (float alpha, const gsl_vector_float * x,  
gsl_vector_float * y)` [Function]

`int gsl_blas_daxpy (double alpha, const gsl_vector * x, gsl_vector * y)` [Function]

`int gsl_blas_caxpy (const gsl_complex_float alpha, const  
gsl_vector_complex_float * x, gsl_vector_complex_float * y)` [Function]

`int gsl_blas_zaxpy (const gsl_complex alpha, const  
gsl_vector_complex * x, gsl_vector_complex * y)` [Function]

These functions compute the sum  $y = \alpha x + y$  for the vectors  $x$  and  $y$ .

`void gsl_blas_sscal (float alpha, gsl_vector_float * x)` [Function]

`void gsl_blas_dscal (double alpha, gsl_vector * x)` [Function]

`void gsl_blas_cscal (const gsl_complex_float alpha,  
gsl_vector_complex_float * x)` [Function]

`void gsl_blas_zscal (const gsl_complex alpha, gsl_vector_complex *  
x)` [Function]

`void gsl_blas_csscal (float alpha, gsl_vector_complex_float * x)` [Function]

`void gsl_blas_zdscal (double alpha, gsl_vector_complex * x)` [Function]

These functions rescale the vector  $x$  by the multiplicative factor  $\alpha$ .

`int gsl_blas_srotg (float a[], float b[], float c[], float s[])` [Function]

`int gsl_blas_drotg (double a[], double b[], double c[], double s[])` [Function]

These functions compute a Givens rotation  $(c, s)$  which zeroes the vector  $(a, b)$ ,

$$\begin{pmatrix} c & s \\ -s & c \end{pmatrix} \begin{pmatrix} a \\ b \end{pmatrix} = \begin{pmatrix} r' \\ 0 \end{pmatrix}$$

The variables  $a$  and  $b$  are overwritten by the routine.

`int gsl_blas_srot (gsl_vector_float * x, gsl_vector_float * y, float c,  
float s)` [Function]

`int gsl_blas_drot (gsl_vector * x, gsl_vector * y, const double c, const  
double s)` [Function]

These functions apply a Givens rotation  $(x', y') = (cx + sy, -sx + cy)$  to the vectors  $x, y$ .

`int gsl_blas_srotmg (float d1[], float d2[], float b1[], float b2, float  
P[])` [Function]

`int gsl_blas_drotmg (double d1[], double d2[], double b1[], double b2,  
double P[])` [Function]

These functions compute a modified Givens transformation. The modified Givens transformation is defined in the original Level-1 BLAS specification, given in the references.

`int gsl_blas_srotm (gsl_vector_float * x, gsl_vector_float * y, const  
float P[])` [Function]

`int gsl_blas_drotm (gsl_vector * x, gsl_vector * y, const double P[])` [Function]

These functions apply a modified Givens transformation.

### 12.1.2 Level 2

int gsl\_blas\_sgemv (CBLAS\_TRANSPOSE\_t TransA, float alpha, [Function]  
 const gsl\_matrix\_float \* A, const gsl\_vector\_float \* x, float beta,  
 gsl\_vector\_float \* y)

int gsl\_blas\_dgemv (CBLAS\_TRANSPOSE\_t TransA, double alpha, [Function]  
 const gsl\_matrix \* A, const gsl\_vector \* x, double beta, gsl\_vector \* y)

int gsl\_blas\_cgemv (CBLAS\_TRANSPOSE\_t TransA, const [Function]  
 gsl\_complex\_float alpha, const gsl\_matrix\_complex\_float \* A, const  
 gsl\_vector\_complex\_float \* x, const gsl\_complex\_float beta,  
 gsl\_vector\_complex\_float \* y)

int gsl\_blas\_zgemv (CBLAS\_TRANSPOSE\_t TransA, const [Function]  
 gsl\_complex alpha, const gsl\_matrix\_complex \* A, const gsl\_vector\_complex \*  
 x, const gsl\_complex beta, gsl\_vector\_complex \* y)

These functions compute the matrix-vector product and sum  $y = \alpha op(A)x + \beta y$ , where  $op(A) = A, A^T, A^H$  for  $TransA = \text{CblasNoTrans}, \text{CblasTrans}, \text{CblasConjTrans}$ .

int gsl\_blas\_strmv (CBLAS\_UPLO\_t Uplo, CBLAS\_TRANSPOSE\_t [Function]  
 TransA, CBLAS\_DIAG\_t Diag, const gsl\_matrix\_float \* A, gsl\_vector\_float \* x)

int gsl\_blas\_dtrmv (CBLAS\_UPLO\_t Uplo, CBLAS\_TRANSPOSE\_t [Function]  
 TransA, CBLAS\_DIAG\_t Diag, const gsl\_matrix \* A, gsl\_vector \* x)

int gsl\_blas\_ctrmv (CBLAS\_UPLO\_t Uplo, CBLAS\_TRANSPOSE\_t [Function]  
 TransA, CBLAS\_DIAG\_t Diag, const gsl\_matrix\_complex\_float \* A,  
 gsl\_vector\_complex\_float \* x)

int gsl\_blas\_ztrmv (CBLAS\_UPLO\_t Uplo, CBLAS\_TRANSPOSE\_t [Function]  
 TransA, CBLAS\_DIAG\_t Diag, const gsl\_matrix\_complex \* A,  
 gsl\_vector\_complex \* x)

These functions compute the matrix-vector product  $x = op(A)x$  for the triangular matrix  $A$ , where  $op(A) = A, A^T, A^H$  for  $TransA = \text{CblasNoTrans}, \text{CblasTrans}, \text{CblasConjTrans}$ . When  $Uplo$  is  $\text{CblasUpper}$  then the upper triangle of  $A$  is used, and when  $Uplo$  is  $\text{CblasLower}$  then the lower triangle of  $A$  is used. If  $Diag$  is  $\text{CblasNonUnit}$  then the diagonal of the matrix is used, but if  $Diag$  is  $\text{CblasUnit}$  then the diagonal elements of the matrix  $A$  are taken as unity and are not referenced.

int gsl\_blas\_strsv (CBLAS\_UPLO\_t Uplo, CBLAS\_TRANSPOSE\_t [Function]  
 TransA, CBLAS\_DIAG\_t Diag, const gsl\_matrix\_float \* A, gsl\_vector\_float \* x)

int gsl\_blas\_dtrsv (CBLAS\_UPLO\_t Uplo, CBLAS\_TRANSPOSE\_t [Function]  
 TransA, CBLAS\_DIAG\_t Diag, const gsl\_matrix \* A, gsl\_vector \* x)

int gsl\_blas\_ctrsv (CBLAS\_UPLO\_t Uplo, CBLAS\_TRANSPOSE\_t [Function]  
 TransA, CBLAS\_DIAG\_t Diag, const gsl\_matrix\_complex\_float \* A,  
 gsl\_vector\_complex\_float \* x)

int gsl\_blas\_ztrsv (CBLAS\_UPLO\_t Uplo, CBLAS\_TRANSPOSE\_t [Function]  
 TransA, CBLAS\_DIAG\_t Diag, const gsl\_matrix\_complex \* A,  
 gsl\_vector\_complex \* x)

These functions compute  $inv(op(A))x$  for  $x$ , where  $op(A) = A, A^T, A^H$  for  $TransA = \text{CblasNoTrans}, \text{CblasTrans}, \text{CblasConjTrans}$ . When  $Uplo$  is  $\text{CblasUpper}$  then the upper triangle of  $A$  is used, and when  $Uplo$  is  $\text{CblasLower}$  then the lower triangle of  $A$  is used. If  $Diag$  is  $\text{CblasNonUnit}$  then the diagonal of the matrix is used, but if

*Diag* is `CblasUnit` then the diagonal elements of the matrix *A* are taken as unity and are not referenced.

```
int gsl_blas_ssymv (CBLAS_UPLO_t Uplo, float alpha, const [Function]
 gsl_matrix_float * A, const gsl_vector_float * x, float beta, gsl_vector_float * y)
int gsl_blas_dsymv (CBLAS_UPLO_t Uplo, double alpha, const [Function]
 gsl_matrix * A, const gsl_vector * x, double beta, gsl_vector * y)
```

These functions compute the matrix-vector product and sum  $y = \alpha Ax + \beta y$  for the symmetric matrix *A*. Since the matrix *A* is symmetric only its upper half or lower half need to be stored. When *Uplo* is `CblasUpper` then the upper triangle and diagonal of *A* are used, and when *Uplo* is `CblasLower` then the lower triangle and diagonal of *A* are used.

```
int gsl_blas_chemv (CBLAS_UPLO_t Uplo, const gsl_complex_float [Function]
 alpha, const gsl_matrix_complex_float * A, const gsl_vector_complex_float * x,
 const gsl_complex_float beta, gsl_vector_complex_float * y)
int gsl_blas_zhemv (CBLAS_UPLO_t Uplo, const gsl_complex alpha, [Function]
 const gsl_matrix_complex * A, const gsl_vector_complex * x, const gsl_complex
 beta, gsl_vector_complex * y)
```

These functions compute the matrix-vector product and sum  $y = \alpha Ax + \beta y$  for the hermitian matrix *A*. Since the matrix *A* is hermitian only its upper half or lower half need to be stored. When *Uplo* is `CblasUpper` then the upper triangle and diagonal of *A* are used, and when *Uplo* is `CblasLower` then the lower triangle and diagonal of *A* are used. The imaginary elements of the diagonal are automatically assumed to be zero and are not referenced.

```
int gsl_blas_sger (float alpha, const gsl_vector_float * x, const [Function]
 gsl_vector_float * y, gsl_matrix_float * A)
int gsl_blas_dger (double alpha, const gsl_vector * x, const gsl_vector [Function]
 * y, gsl_matrix * A)
int gsl_blas_cgeru (const gsl_complex_float alpha, const [Function]
 gsl_vector_complex_float * x, const gsl_vector_complex_float * y,
 gsl_matrix_complex_float * A)
int gsl_blas_zgeru (const gsl_complex alpha, const [Function]
 gsl_vector_complex * x, const gsl_vector_complex * y, gsl_matrix_complex * A)
```

These functions compute the rank-1 update  $A = \alpha xy^T + A$  of the matrix *A*.

```
int gsl_blas_cgerc (const gsl_complex_float alpha, const [Function]
 gsl_vector_complex_float * x, const gsl_vector_complex_float * y,
 gsl_matrix_complex_float * A)
int gsl_blas_zgerc (const gsl_complex alpha, const [Function]
 gsl_vector_complex * x, const gsl_vector_complex * y, gsl_matrix_complex * A)
```

These functions compute the conjugate rank-1 update  $A = \alpha xy^H + A$  of the matrix *A*.

```
int gsl_blas_ssyr (CBLAS_UPLO_t Uplo, float alpha, const [Function]
 gsl_vector_float * x, gsl_matrix_float * A)
```



```
int gsl_blas_dsyrr (CBLAS_UPLO_t Uplo, double alpha, const [Function]
 gsl_vector * x, gsl_matrix * A)
```

These functions compute the symmetric rank-1 update  $A = \alpha x x^T + A$  of the symmetric matrix  $A$ . Since the matrix  $A$  is symmetric only its upper half or lower half need to be stored. When *Uplo* is `CblasUpper` then the upper triangle and diagonal of  $A$  are used, and when *Uplo* is `CblasLower` then the lower triangle and diagonal of  $A$  are used.

```
int gsl_blas_cher (CBLAS_UPLO_t Uplo, float alpha, const [Function]
 gsl_vector_complex_float * x, gsl_matrix_complex_float * A)
```

```
int gsl_blas_zher (CBLAS_UPLO_t Uplo, double alpha, const [Function]
 gsl_vector_complex * x, gsl_matrix_complex * A)
```

These functions compute the hermitian rank-1 update  $A = \alpha x x^H + A$  of the hermitian matrix  $A$ . Since the matrix  $A$  is hermitian only its upper half or lower half need to be stored. When *Uplo* is `CblasUpper` then the upper triangle and diagonal of  $A$  are used, and when *Uplo* is `CblasLower` then the lower triangle and diagonal of  $A$  are used. The imaginary elements of the diagonal are automatically set to zero.

```
int gsl_blas_ssyrr2 (CBLAS_UPLO_t Uplo, float alpha, const [Function]
 gsl_vector_float * x, const gsl_vector_float * y, gsl_matrix_float * A)
```

```
int gsl_blas_dsyrr2 (CBLAS_UPLO_t Uplo, double alpha, const [Function]
 gsl_vector * x, const gsl_vector * y, gsl_matrix * A)
```

These functions compute the symmetric rank-2 update  $A = \alpha x y^T + \alpha y x^T + A$  of the symmetric matrix  $A$ . Since the matrix  $A$  is symmetric only its upper half or lower half need to be stored. When *Uplo* is `CblasUpper` then the upper triangle and diagonal of  $A$  are used, and when *Uplo* is `CblasLower` then the lower triangle and diagonal of  $A$  are used.

```
int gsl_blas_cher2 (CBLAS_UPLO_t Uplo, const gsl_complex_float [Function]
 alpha, const gsl_vector_complex_float * x, const gsl_vector_complex_float * y,
 gsl_matrix_complex_float * A)
```

```
int gsl_blas_zher2 (CBLAS_UPLO_t Uplo, const gsl_complex alpha, [Function]
 const gsl_vector_complex * x, const gsl_vector_complex * y, gsl_matrix_complex
 * A)
```

These functions compute the hermitian rank-2 update  $A = \alpha x y^H + \alpha^* y x^H + A$  of the hermitian matrix  $A$ . Since the matrix  $A$  is hermitian only its upper half or lower half need to be stored. When *Uplo* is `CblasUpper` then the upper triangle and diagonal of  $A$  are used, and when *Uplo* is `CblasLower` then the lower triangle and diagonal of  $A$  are used. The imaginary elements of the diagonal are automatically set to zero.

### 12.1.3 Level 3

```
int gsl_blas_sgemm (CBLAS_TRANSPOSE_t TransA, [Function]
 CBLAS_TRANSPOSE_t TransB, float alpha, const gsl_matrix_float * A, const
 gsl_matrix_float * B, float beta, gsl_matrix_float * C)
```

```
int gsl_blas_dgemm (CBLAS_TRANSPOSE_t TransA, [Function]
 CBLAS_TRANSPOSE_t TransB, double alpha, const gsl_matrix * A, const
 gsl_matrix * B, double beta, gsl_matrix * C)
```

```
int gsl_blas_cgemm (CBLAS_TRANSPOSE_t TransA, [Function]
 CBLAS_TRANSPOSE_t TransB, const gsl_complex_float alpha, const
 gsl_matrix_complex_float * A, const gsl_matrix_complex_float * B, const
 gsl_complex_float beta, gsl_matrix_complex_float * C)
```

```
int gsl_blas_zgemm (CBLAS_TRANSPOSE_t TransA, [Function]
 CBLAS_TRANSPOSE_t TransB, const gsl_complex alpha, const
 gsl_matrix_complex * A, const gsl_matrix_complex * B, const gsl_complex beta,
 gsl_matrix_complex * C)
```

These functions compute the matrix-matrix product and sum  $C = \alpha op(A)op(B) + \beta C$  where  $op(A) = A, A^T, A^H$  for  $TransA = \text{CblasNoTrans}, \text{CblasTrans}, \text{CblasConjTrans}$  and similarly for the parameter  $TransB$ .

```
int gsl_blas_ssymb (CBLAS_SIDE_t Side, CBLAS_UPLO_t Uplo, [Function]
 float alpha, const gsl_matrix_float * A, const gsl_matrix_float * B, float beta,
 gsl_matrix_float * C)
```

```
int gsl_blas_dsymb (CBLAS_SIDE_t Side, CBLAS_UPLO_t Uplo, [Function]
 double alpha, const gsl_matrix * A, const gsl_matrix * B, double beta,
 gsl_matrix * C)
```

```
int gsl_blas_csymb (CBLAS_SIDE_t Side, CBLAS_UPLO_t Uplo, [Function]
 const gsl_complex_float alpha, const gsl_matrix_complex_float * A, const
 gsl_matrix_complex_float * B, const gsl_complex_float beta,
 gsl_matrix_complex_float * C)
```

```
int gsl_blas_zsymb (CBLAS_SIDE_t Side, CBLAS_UPLO_t Uplo, [Function]
 const gsl_complex alpha, const gsl_matrix_complex * A, const
 gsl_matrix_complex * B, const gsl_complex beta, gsl_matrix_complex * C)
```

These functions compute the matrix-matrix product and sum  $C = \alpha AB + \beta C$  for  $Side$  is `CblasLeft` and  $C = \alpha BA + \beta C$  for  $Side$  is `CblasRight`, where the matrix  $A$  is symmetric. When  $Uplo$  is `CblasUpper` then the upper triangle and diagonal of  $A$  are used, and when  $Uplo$  is `CblasLower` then the lower triangle and diagonal of  $A$  are used.

```
int gsl_blas_chemm (CBLAS_SIDE_t Side, CBLAS_UPLO_t Uplo, [Function]
 const gsl_complex_float alpha, const gsl_matrix_complex_float * A, const
 gsl_matrix_complex_float * B, const gsl_complex_float beta,
 gsl_matrix_complex_float * C)
```

```
int gsl_blas_zhemm (CBLAS_SIDE_t Side, CBLAS_UPLO_t Uplo, [Function]
 const gsl_complex alpha, const gsl_matrix_complex * A, const
 gsl_matrix_complex * B, const gsl_complex beta, gsl_matrix_complex * C)
```

These functions compute the matrix-matrix product and sum  $C = \alpha AB + \beta C$  for  $Side$  is `CblasLeft` and  $C = \alpha BA + \beta C$  for  $Side$  is `CblasRight`, where the matrix  $A$  is hermitian. When  $Uplo$  is `CblasUpper` then the upper triangle and diagonal of  $A$  are used, and when  $Uplo$  is `CblasLower` then the lower triangle and diagonal of  $A$  are used. The imaginary elements of the diagonal are automatically set to zero.

```
int gsl_blas_strmm (CBLAS_SIDE_t Side, CBLAS_UPLO_t Uplo, [Function]
 CBLAS_TRANSPOSE_t TransA, CBLAS_DIAG_t Diag, float alpha, const
 gsl_matrix_float * A, gsl_matrix_float * B)
```

```
int gsl_blas_dtrmm (CBLAS_SIDE_t Side, CBLAS_UPLO_t Uplo, [Function]
 CBLAS_TRANSPOSE_t TransA, CBLAS_DIAG_t Diag, double alpha, const
 gsl_matrix * A, gsl_matrix * B)
```

```
int gsl_blas_ctrmm (CBLAS_SIDE_t Side, CBLAS_UPLO_t Uplo, [Function]
 CBLAS_TRANSPOSE_t TransA, CBLAS_DIAG_t Diag, const
 gsl_complex_float alpha, const gsl_matrix_complex_float * A,
 gsl_matrix_complex_float * B)
```

```
int gsl_blas_ztrmm (CBLAS_SIDE_t Side, CBLAS_UPLO_t Uplo, [Function]
 CBLAS_TRANSPOSE_t TransA, CBLAS_DIAG_t Diag, const gsl_complex
 alpha, const gsl_matrix_complex * A, gsl_matrix_complex * B)
```

These functions compute the matrix-matrix product  $B = \alpha op(A)B$  for *Side* is `CblasLeft` and  $B = \alpha Bop(A)$  for *Side* is `CblasRight`. The matrix *A* is triangular and  $op(A) = A, A^T, A^H$  for *TransA* = `CblasNoTrans`, `CblasTrans`, `CblasConjTrans`. When *Uplo* is `CblasUpper` then the upper triangle of *A* is used, and when *Uplo* is `CblasLower` then the lower triangle of *A* is used. If *Diag* is `CblasNonUnit` then the diagonal of *A* is used, but if *Diag* is `CblasUnit` then the diagonal elements of the matrix *A* are taken as unity and are not referenced.

```
int gsl_blas_strsm (CBLAS_SIDE_t Side, CBLAS_UPLO_t Uplo, [Function]
 CBLAS_TRANSPOSE_t TransA, CBLAS_DIAG_t Diag, float alpha, const
 gsl_matrix_float * A, gsl_matrix_float * B)
```

```
int gsl_blas_dtrsm (CBLAS_SIDE_t Side, CBLAS_UPLO_t Uplo, [Function]
 CBLAS_TRANSPOSE_t TransA, CBLAS_DIAG_t Diag, double alpha, const
 gsl_matrix * A, gsl_matrix * B)
```

```
int gsl_blas_ctrsm (CBLAS_SIDE_t Side, CBLAS_UPLO_t Uplo, [Function]
 CBLAS_TRANSPOSE_t TransA, CBLAS_DIAG_t Diag, const
 gsl_complex_float alpha, const gsl_matrix_complex_float * A,
 gsl_matrix_complex_float * B)
```

```
int gsl_blas_ztrsm (CBLAS_SIDE_t Side, CBLAS_UPLO_t Uplo, [Function]
 CBLAS_TRANSPOSE_t TransA, CBLAS_DIAG_t Diag, const gsl_complex
 alpha, const gsl_matrix_complex * A, gsl_matrix_complex * B)
```

These functions compute the inverse-matrix matrix product  $B = \alpha op(inv(A))B$  for *Side* is `CblasLeft` and  $B = \alpha Bop(inv(A))$  for *Side* is `CblasRight`. The matrix *A* is triangular and  $op(A) = A, A^T, A^H$  for *TransA* = `CblasNoTrans`, `CblasTrans`, `CblasConjTrans`. When *Uplo* is `CblasUpper` then the upper triangle of *A* is used, and when *Uplo* is `CblasLower` then the lower triangle of *A* is used. If *Diag* is `CblasNonUnit` then the diagonal of *A* is used, but if *Diag* is `CblasUnit` then the diagonal elements of the matrix *A* are taken as unity and are not referenced.

```
int gsl_blas_ssyryk (CBLAS_UPLO_t Uplo, CBLAS_TRANSPOSE_t [Function]
 Trans, float alpha, const gsl_matrix_float * A, float beta, gsl_matrix_float *
 C)
```

```
int gsl_blas_dsyryk (CBLAS_UPLO_t Uplo, CBLAS_TRANSPOSE_t [Function]
 Trans, double alpha, const gsl_matrix * A, double beta, gsl_matrix * C)
```

```
int gsl_blas_csyryk (CBLAS_UPLO_t Uplo, CBLAS_TRANSPOSE_t [Function]
 Trans, const gsl_complex_float alpha, const gsl_matrix_complex_float * A,
 const gsl_complex_float beta, gsl_matrix_complex_float * C)
```

```
int gsl_blas_zsyrk (CBLAS_UPLO_t Uplo, CBLAS_TRANSPOSE_t [Function]
 Trans, const gsl_complex alpha, const gsl_matrix_complex * A, const
 gsl_complex beta, gsl_matrix_complex * C)
```

These functions compute a rank-k update of the symmetric matrix  $C$ ,  $C = \alpha AA^T + \beta C$  when *Trans* is **CblasNoTrans** and  $C = \alpha A^T A + \beta C$  when *Trans* is **CblasTrans**. Since the matrix  $C$  is symmetric only its upper half or lower half need to be stored. When *Uplo* is **CblasUpper** then the upper triangle and diagonal of  $C$  are used, and when *Uplo* is **CblasLower** then the lower triangle and diagonal of  $C$  are used.

```
int gsl_blas_cherk (CBLAS_UPLO_t Uplo, CBLAS_TRANSPOSE_t [Function]
 Trans, float alpha, const gsl_matrix_complex_float * A, float beta,
 gsl_matrix_complex_float * C)
```

```
int gsl_blas_zherk (CBLAS_UPLO_t Uplo, CBLAS_TRANSPOSE_t [Function]
 Trans, double alpha, const gsl_matrix_complex * A, double beta,
 gsl_matrix_complex * C)
```

These functions compute a rank-k update of the hermitian matrix  $C$ ,  $C = \alpha AA^H + \beta C$  when *Trans* is **CblasNoTrans** and  $C = \alpha A^H A + \beta C$  when *Trans* is **CblasTrans**. Since the matrix  $C$  is hermitian only its upper half or lower half need to be stored. When *Uplo* is **CblasUpper** then the upper triangle and diagonal of  $C$  are used, and when *Uplo* is **CblasLower** then the lower triangle and diagonal of  $C$  are used. The imaginary elements of the diagonal are automatically set to zero.

```
int gsl_blas_ssyr2k (CBLAS_UPLO_t Uplo, CBLAS_TRANSPOSE_t [Function]
 Trans, float alpha, const gsl_matrix_float * A, const gsl_matrix_float * B, float
 beta, gsl_matrix_float * C)
```

```
int gsl_blas_dsyr2k (CBLAS_UPLO_t Uplo, CBLAS_TRANSPOSE_t [Function]
 Trans, double alpha, const gsl_matrix * A, const gsl_matrix * B, double beta,
 gsl_matrix * C)
```

```
int gsl_blas_csyr2k (CBLAS_UPLO_t Uplo, CBLAS_TRANSPOSE_t [Function]
 Trans, const gsl_complex_float alpha, const gsl_matrix_complex_float * A,
 const gsl_matrix_complex_float * B, const gsl_complex_float beta,
 gsl_matrix_complex_float * C)
```

```
int gsl_blas_zsyr2k (CBLAS_UPLO_t Uplo, CBLAS_TRANSPOSE_t [Function]
 Trans, const gsl_complex alpha, const gsl_matrix_complex * A, const
 gsl_matrix_complex * B, const gsl_complex beta, gsl_matrix_complex * C)
```

These functions compute a rank-2k update of the symmetric matrix  $C$ ,  $C = \alpha AB^T + \alpha BA^T + \beta C$  when *Trans* is **CblasNoTrans** and  $C = \alpha A^T B + \alpha B^T A + \beta C$  when *Trans* is **CblasTrans**. Since the matrix  $C$  is symmetric only its upper half or lower half need to be stored. When *Uplo* is **CblasUpper** then the upper triangle and diagonal of  $C$  are used, and when *Uplo* is **CblasLower** then the lower triangle and diagonal of  $C$  are used.

```
int gsl_blas_cher2k (CBLAS_UPLO_t Uplo, CBLAS_TRANSPOSE_t [Function]
 Trans, const gsl_complex_float alpha, const gsl_matrix_complex_float * A,
 const gsl_matrix_complex_float * B, float beta, gsl_matrix_complex_float * C)
```

```
int gsl_blas_zher2k (CBLAS_UPLO_t Uplo, CBLAS_TRANSPOSE_t [Function]
 Trans, const gsl_complex alpha, const gsl_matrix_complex * A, const
 gsl_matrix_complex * B, double beta, gsl_matrix_complex * C)
```

These functions compute a rank-2k update of the hermitian matrix  $C$ ,  $C = \alpha AB^H + \alpha^* BA^H + \beta C$  when *Trans* is `CblasNoTrans` and  $C = \alpha A^H B + \alpha^* B^H A + \beta C$  when *Trans* is `CblasConjTrans`. Since the matrix  $C$  is hermitian only its upper half or lower half need to be stored. When *Uplo* is `CblasUpper` then the upper triangle and diagonal of  $C$  are used, and when *Uplo* is `CblasLower` then the lower triangle and diagonal of  $C$  are used. The imaginary elements of the diagonal are automatically set to zero.

## 12.2 Examples

The following program computes the product of two matrices using the Level-3 BLAS function DGEMM,

$$\begin{pmatrix} 0.11 & 0.12 & 0.13 \\ 0.21 & 0.22 & 0.23 \end{pmatrix} \begin{pmatrix} 1011 & 1012 \\ 1021 & 1022 \\ 1031 & 1031 \end{pmatrix} = \begin{pmatrix} 367.76 & 368.12 \\ 674.06 & 674.72 \end{pmatrix}$$

The matrices are stored in row major order, according to the C convention for arrays.

```
#include <stdio.h>
#include <gsl/gsl_blas.h>

int
main (void)
{
 double a[] = { 0.11, 0.12, 0.13,
 0.21, 0.22, 0.23 };

 double b[] = { 1011, 1012,
 1021, 1022,
 1031, 1032 };

 double c[] = { 0.00, 0.00,
 0.00, 0.00 };

 gsl_matrix_view A = gsl_matrix_view_array(a, 2, 3);
 gsl_matrix_view B = gsl_matrix_view_array(b, 3, 2);
 gsl_matrix_view C = gsl_matrix_view_array(c, 2, 2);

 /* Compute C = A B */

 gsl_blas_dgemm (CblasNoTrans, CblasNoTrans,
 1.0, &A.matrix, &B.matrix,
 0.0, &C.matrix);

 printf ("[%g, %g\n", c[0], c[1]);
```

```
printf (" %g, %g]\n", c[2], c[3]);

return 0;
}
```

Here is the output from the program,

```
$./a.out
[367.76, 368.12
 674.06, 674.72]
```

## 12.3 References and Further Reading

Information on the BLAS standards, including both the legacy and draft interface standards, is available online from the BLAS Homepage and BLAS Technical Forum web-site.

*BLAS Homepage*

<http://www.netlib.org/blas/>

*BLAS Technical Forum*

<http://www.netlib.org/cgi-bin/checkout/blast/blast.pl>

The following papers contain the specifications for Level 1, Level 2 and Level 3 BLAS.

C. Lawson, R. Hanson, D. Kincaid, F. Krogh, “Basic Linear Algebra Subprograms for Fortran Usage”, *ACM Transactions on Mathematical Software*, Vol. 5 (1979), Pages 308–325.

J.J. Dongarra, J. DuCroz, S. Hammarling, R. Hanson, “An Extended Set of Fortran Basic Linear Algebra Subprograms”, *ACM Transactions on Mathematical Software*, Vol. 14, No. 1 (1988), Pages 1–32.

J.J. Dongarra, I. Duff, J. DuCroz, S. Hammarling, “A Set of Level 3 Basic Linear Algebra Subprograms”, *ACM Transactions on Mathematical Software*, Vol. 16 (1990), Pages 1–28.

Postscript versions of the latter two papers are available from <http://www.netlib.org/blas/>. A CBLAS wrapper for Fortran BLAS libraries is available from the same location.

## 13 Linear Algebra

This chapter describes functions for solving linear systems. The library provides linear algebra operations which operate directly on the `gsl_vector` and `gsl_matrix` objects. These routines use the standard algorithms from Golub & Van Loan's *Matrix Computations* with Level-1 and Level-2 BLAS calls for efficiency.

The functions described in this chapter are declared in the header file '`gsl_linalg.h`'.

### 13.1 LU Decomposition

A general square matrix  $A$  has an  $LU$  decomposition into upper and lower triangular matrices,

$$PA = LU$$

where  $P$  is a permutation matrix,  $L$  is unit lower triangular matrix and  $U$  is upper triangular matrix. For square matrices this decomposition can be used to convert the linear system  $Ax = b$  into a pair of triangular systems ( $Ly = Pb$ ,  $Ux = y$ ), which can be solved by forward and back-substitution. Note that the  $LU$  decomposition is valid for singular matrices.

```
int gsl_linalg_LU_decomp (gsl_matrix * A, gsl_permutation * p, int * [Function]
 signum)
```

```
int gsl_linalg_complex_LU_decomp (gsl_matrix_complex * A, [Function]
 gsl_permutation * p, int * signum)
```

These functions factorize the square matrix  $A$  into the  $LU$  decomposition  $PA = LU$ . On output the diagonal and upper triangular part of the input matrix  $A$  contain the matrix  $U$ . The lower triangular part of the input matrix (excluding the diagonal) contains  $L$ . The diagonal elements of  $L$  are unity, and are not stored.

The permutation matrix  $P$  is encoded in the permutation  $p$ . The  $j$ -th column of the matrix  $P$  is given by the  $k$ -th column of the identity matrix, where  $k = p_j$  the  $j$ -th element of the permutation vector. The sign of the permutation is given by *signum*. It has the value  $(-1)^n$ , where  $n$  is the number of interchanges in the permutation.

The algorithm used in the decomposition is Gaussian Elimination with partial pivoting (Golub & Van Loan, *Matrix Computations*, Algorithm 3.4.1).

```
int gsl_linalg_LU_solve (const gsl_matrix * LU, const [Function]
 gsl_permutation * p, const gsl_vector * b, gsl_vector * x)
```

```
int gsl_linalg_complex_LU_solve (const gsl_matrix_complex * LU, [Function]
 const gsl_permutation * p, const gsl_vector_complex * b,
 gsl_vector_complex * x)
```

These functions solve the square system  $Ax = b$  using the  $LU$  decomposition of  $A$  into  $(LU, p)$  given by `gsl_linalg_LU_decomp` or `gsl_linalg_complex_LU_decomp`.

```
int gsl_linalg_LU_svx (const gsl_matrix * LU, const gsl_permutation * [Function]
 p, gsl_vector * x)
```

```
int gsl_linalg_complex_LU_svx (const gsl_matrix_complex * LU, [Function]
 const gsl_permutation * p, gsl_vector_complex * x)
```

These functions solve the square system  $Ax = b$  in-place using the  $LU$  decomposition of  $A$  into  $(LU, p)$ . On input  $x$  should contain the right-hand side  $b$ , which is replaced by the solution on output.

```

int gsl_linalg_LU_refine (const gsl_matrix * A, const gsl_matrix * [Function]
 LU, const gsl_permutation * p, const gsl_vector * b, gsl_vector *
 residual)
int gsl_linalg_complex_LU_refine (const gsl_matrix_complex * A, [Function]
 const gsl_matrix_complex * LU, const gsl_permutation * p, const
 gsl_vector_complex * b, gsl_vector_complex * x, gsl_vector_complex *
 residual)

```

These functions apply an iterative improvement to  $x$ , the solution of  $Ax = b$ , using the  $LU$  decomposition of  $A$  into  $(LU, p)$ . The initial residual  $r = Ax - b$  is also computed and stored in *residual*.

```

int gsl_linalg_LU_invert (const gsl_matrix * LU, const [Function]
 gsl_permutation * p, gsl_matrix * inverse)
int gsl_linalg_complex_LU_invert (const gsl_matrix_complex * LU, [Function]
 const gsl_permutation * p, gsl_matrix_complex * inverse)

```

These functions compute the inverse of a matrix  $A$  from its  $LU$  decomposition  $(LU, p)$ , storing the result in the matrix *inverse*. The inverse is computed by solving the system  $Ax = b$  for each column of the identity matrix. It is preferable to avoid direct use of the inverse whenever possible, as the linear solver functions can obtain the same result more efficiently and reliably (consult any introductory textbook on numerical linear algebra for details).

```

double gsl_linalg_LU_det (gsl_matrix * LU, int signum) [Function]
gsl_complex gsl_linalg_complex_LU_det (gsl_matrix_complex * LU, [Function]
 int signum)

```

These functions compute the determinant of a matrix  $A$  from its  $LU$  decomposition,  $LU$ . The determinant is computed as the product of the diagonal elements of  $U$  and the sign of the row permutation *signum*.

```

double gsl_linalg_LU_lndet (gsl_matrix * LU) [Function]
double gsl_linalg_complex_LU_lndet (gsl_matrix_complex * LU) [Function]

```

These functions compute the logarithm of the absolute value of the determinant of a matrix  $A$ ,  $\ln |\det(A)|$ , from its  $LU$  decomposition,  $LU$ . This function may be useful if the direct computation of the determinant would overflow or underflow.

```

int gsl_linalg_LU_sgndet (gsl_matrix * LU, int signum) [Function]
gsl_complex gsl_linalg_complex_LU_sgndet (gsl_matrix_complex * [Function]
 LU, int signum)

```

These functions compute the sign or phase factor of the determinant of a matrix  $A$ ,  $\det(A)/|\det(A)|$ , from its  $LU$  decomposition,  $LU$ .

## 13.2 QR Decomposition

A general rectangular  $M$ -by- $N$  matrix  $A$  has a  $QR$  decomposition into the product of an orthogonal  $M$ -by- $M$  square matrix  $Q$  (where  $Q^T Q = I$ ) and an  $M$ -by- $N$  right-triangular matrix  $R$ ,

$$A = QR$$



This decomposition can be used to convert the linear system  $Ax = b$  into the triangular system  $Rx = Q^T b$ , which can be solved by back-substitution. Another use of the  $QR$  decomposition is to compute an orthonormal basis for a set of vectors. The first  $N$  columns of  $Q$  form an orthonormal basis for the range of  $A$ ,  $\text{ran}(A)$ , when  $A$  has full column rank.

**int gsl\_linalg\_QR\_decomp** (*gsl\_matrix* \* *A*, *gsl\_vector* \* *tau*) [Function]

This function factorizes the  $M$ -by- $N$  matrix  $A$  into the  $QR$  decomposition  $A = QR$ . On output the diagonal and upper triangular part of the input matrix contain the matrix  $R$ . The vector *tau* and the columns of the lower triangular part of the matrix  $A$  contain the Householder coefficients and Householder vectors which encode the orthogonal matrix  $Q$ . The vector *tau* must be of length  $k = \min(M, N)$ . The matrix  $Q$  is related to these components by,  $Q = Q_k \dots Q_2 Q_1$  where  $Q_i = I - \tau_i v_i v_i^T$  and  $v_i$  is the Householder vector  $v_i = (0, \dots, 1, A(i+1, i), A(i+2, i), \dots, A(m, i))$ . This is the same storage scheme as used by LAPACK.

The algorithm used to perform the decomposition is Householder QR (Golub & Van Loan, *Matrix Computations*, Algorithm 5.2.1).

**int gsl\_linalg\_QR\_solve** (*const gsl\_matrix* \* *QR*, *const gsl\_vector* \* *tau*, *const gsl\_vector* \* *b*, *gsl\_vector* \* *x*) [Function]

This function solves the square system  $Ax = b$  using the  $QR$  decomposition of  $A$  into  $(QR, \text{tau})$  given by `gsl_linalg_QR_decomp`. The least-squares solution for rectangular systems can be found using `gsl_linalg_QR_lassolve`.

**int gsl\_linalg\_QR\_svx** (*const gsl\_matrix* \* *QR*, *const gsl\_vector* \* *tau*, *gsl\_vector* \* *x*) [Function]

This function solves the square system  $Ax = b$  in-place using the  $QR$  decomposition of  $A$  into  $(QR, \text{tau})$  given by `gsl_linalg_QR_decomp`. On input *x* should contain the right-hand side  $b$ , which is replaced by the solution on output.

**int gsl\_linalg\_QR\_lassolve** (*const gsl\_matrix* \* *QR*, *const gsl\_vector* \* *tau*, *const gsl\_vector* \* *b*, *gsl\_vector* \* *x*, *gsl\_vector* \* *residual*) [Function]

This function finds the least squares solution to the overdetermined system  $Ax = b$  where the matrix  $A$  has more rows than columns. The least squares solution minimizes the Euclidean norm of the residual,  $\|Ax - b\|$ . The routine uses the  $QR$  decomposition of  $A$  into  $(QR, \text{tau})$  given by `gsl_linalg_QR_decomp`. The solution is returned in *x*. The residual is computed as a by-product and stored in *residual*.

**int gsl\_linalg\_QR\_QTvec** (*const gsl\_matrix* \* *QR*, *const gsl\_vector* \* *tau*, *gsl\_vector* \* *v*) [Function]

This function applies the matrix  $Q^T$  encoded in the decomposition  $(QR, \text{tau})$  to the vector *v*, storing the result  $Q^T v$  in *v*. The matrix multiplication is carried out directly using the encoding of the Householder vectors without needing to form the full matrix  $Q^T$ .

**int gsl\_linalg\_QR\_Qvec** (*const gsl\_matrix* \* *QR*, *const gsl\_vector* \* *tau*, *gsl\_vector* \* *v*) [Function]

This function applies the matrix  $Q$  encoded in the decomposition  $(QR, \text{tau})$  to the vector *v*, storing the result  $Qv$  in *v*. The matrix multiplication is carried out directly using the encoding of the Householder vectors without needing to form the full matrix  $Q$ .

`int gsl_linalg_QR_QTmat (const gsl_matrix * QR, const gsl_vector * tau, gsl_matrix * A)` [Function]

This function applies the matrix  $Q^T$  encoded in the decomposition  $(QR, \tau)$  to the matrix  $A$ , storing the result  $Q^T A$  in  $A$ . The matrix multiplication is carried out directly using the encoding of the Householder vectors without needing to form the full matrix  $Q^T$ .

`int gsl_linalg_QR_Rsolve (const gsl_matrix * QR, const gsl_vector * b, gsl_vector * x)` [Function]

This function solves the triangular system  $Rx = b$  for  $x$ . It may be useful if the product  $b' = Q^T b$  has already been computed using `gsl_linalg_QR_QTvec`.

`int gsl_linalg_QR_Rsvx (const gsl_matrix * QR, gsl_vector * x)` [Function]

This function solves the triangular system  $Rx = b$  for  $x$  in-place. On input  $x$  should contain the right-hand side  $b$  and is replaced by the solution on output. This function may be useful if the product  $b' = Q^T b$  has already been computed using `gsl_linalg_QR_QTvec`.

`int gsl_linalg_QR_unpack (const gsl_matrix * QR, const gsl_vector * tau, gsl_matrix * Q, gsl_matrix * R)` [Function]

This function unpacks the encoded  $QR$  decomposition  $(QR, \tau)$  into the matrices  $Q$  and  $R$ , where  $Q$  is  $M$ -by- $M$  and  $R$  is  $M$ -by- $N$ .

`int gsl_linalg_QR_QRsolve (gsl_matrix * Q, gsl_matrix * R, const gsl_vector * b, gsl_vector * x)` [Function]

This function solves the system  $Rx = Q^T b$  for  $x$ . It can be used when the  $QR$  decomposition of a matrix is available in unpacked form as  $(Q, R)$ .

`int gsl_linalg_QR_update (gsl_matrix * Q, gsl_matrix * R, gsl_vector * w, const gsl_vector * v)` [Function]

This function performs a rank-1 update  $wv^T$  of the  $QR$  decomposition  $(Q, R)$ . The update is given by  $Q'R' = QR + wv^T$  where the output matrices  $Q'$  and  $R'$  are also orthogonal and right triangular. Note that  $w$  is destroyed by the update.

`int gsl_linalg_R_solve (const gsl_matrix * R, const gsl_vector * b, gsl_vector * x)` [Function]

This function solves the triangular system  $Rx = b$  for the  $N$ -by- $N$  matrix  $R$ .

`int gsl_linalg_R_svx (const gsl_matrix * R, gsl_vector * x)` [Function]

This function solves the triangular system  $Rx = b$  in-place. On input  $x$  should contain the right-hand side  $b$ , which is replaced by the solution on output.

### 13.3 QR Decomposition with Column Pivoting

The  $QR$  decomposition can be extended to the rank deficient case by introducing a column permutation  $P$ ,

$$AP = QR$$

The first  $r$  columns of  $Q$  form an orthonormal basis for the range of  $A$  for a matrix with column rank  $r$ . This decomposition can also be used to convert the linear system  $Ax = b$

into the triangular system  $Ry = Q^T b, x = Py$ , which can be solved by back-substitution and permutation. We denote the  $QR$  decomposition with column pivoting by  $QRP^T$  since  $A = QRP^T$ .

`int gsl_linalg_QRPT_decomp (gsl_matrix * A, gsl_vector * tau, [Function]  
gsl_permutation * p, int * signum, gsl_vector * norm)`

This function factorizes the  $M$ -by- $N$  matrix  $A$  into the  $QRP^T$  decomposition  $A = QRP^T$ . On output the diagonal and upper triangular part of the input matrix contain the matrix  $R$ . The permutation matrix  $P$  is stored in the permutation  $p$ . The sign of the permutation is given by *signum*. It has the value  $(-1)^n$ , where  $n$  is the number of interchanges in the permutation. The vector *tau* and the columns of the lower triangular part of the matrix  $A$  contain the Householder coefficients and vectors which encode the orthogonal matrix  $Q$ . The vector *tau* must be of length  $k = \min(M, N)$ . The matrix  $Q$  is related to these components by,  $Q = Q_k \dots Q_2 Q_1$  where  $Q_i = I - \tau_i v_i v_i^T$  and  $v_i$  is the Householder vector  $v_i = (0, \dots, 1, A(i+1, i), A(i+2, i), \dots, A(m, i))$ . This is the same storage scheme as used by LAPACK. The vector *norm* is a workspace of length  $N$  used for column pivoting.

The algorithm used to perform the decomposition is Householder QR with column pivoting (Golub & Van Loan, *Matrix Computations*, Algorithm 5.4.1).

`int gsl_linalg_QRPT_decomp2 (const gsl_matrix * A, gsl_matrix * q, [Function]  
gsl_matrix * r, gsl_vector * tau, gsl_permutation * p, int * signum, gsl_vector  
* norm)`

This function factorizes the matrix  $A$  into the decomposition  $A = QRP^T$  without modifying  $A$  itself and storing the output in the separate matrices  $q$  and  $r$ .

`int gsl_linalg_QRPT_solve (const gsl_matrix * QR, const gsl_vector * [Function]  
tau, const gsl_permutation * p, const gsl_vector * b, gsl_vector * x)`

This function solves the square system  $Ax = b$  using the  $QRP^T$  decomposition of  $A$  into  $(QR, tau, p)$  given by `gsl_linalg_QRPT_decomp`.

`int gsl_linalg_QRPT_svx (const gsl_matrix * QR, const gsl_vector * [Function]  
tau, const gsl_permutation * p, gsl_vector * x)`

This function solves the square system  $Ax = b$  in-place using the  $QRP^T$  decomposition of  $A$  into  $(QR, tau, p)$ . On input  $x$  should contain the right-hand side  $b$ , which is replaced by the solution on output.

`int gsl_linalg_QRPT_QRsolve (const gsl_matrix * Q, const gsl_matrix [Function]  
* R, const gsl_permutation * p, const gsl_vector * b, gsl_vector * x)`

This function solves the square system  $RP^T x = Q^T b$  for  $x$ . It can be used when the  $QR$  decomposition of a matrix is available in unpacked form as  $(Q, R)$ .

`int gsl_linalg_QRPT_update (gsl_matrix * Q, gsl_matrix * R, const [Function]  
gsl_permutation * p, gsl_vector * u, const gsl_vector * v)`

This function performs a rank-1 update  $wv^T$  of the  $QRP^T$  decomposition  $(Q, R, p)$ . The update is given by  $Q'R' = QR + wv^T$  where the output matrices  $Q'$  and  $R'$  are also orthogonal and right triangular. Note that  $w$  is destroyed by the update. The permutation  $p$  is not changed.

```
int gsl_linalg_QRPT_Rsolve (const gsl_matrix * QR, const [Function]
 gsl_permutation * p, const gsl_vector * b, gsl_vector * x)
```

This function solves the triangular system  $RP^T x = b$  for the  $N$ -by- $N$  matrix  $R$  contained in  $QR$ .

```
int gsl_linalg_QRPT_Rsvx (const gsl_matrix * QR, const [Function]
 gsl_permutation * p, gsl_vector * x)
```

This function solves the triangular system  $RP^T x = b$  in-place for the  $N$ -by- $N$  matrix  $R$  contained in  $QR$ . On input  $x$  should contain the right-hand side  $b$ , which is replaced by the solution on output.

## 13.4 Singular Value Decomposition

A general rectangular  $M$ -by- $N$  matrix  $A$  has a singular value decomposition (SVD) into the product of an  $M$ -by- $N$  orthogonal matrix  $U$ , an  $N$ -by- $N$  diagonal matrix of singular values  $S$  and the transpose of an  $N$ -by- $N$  orthogonal square matrix  $V$ ,

$$A = USV^T$$

The singular values  $\sigma_i = S_{ii}$  are all non-negative and are generally chosen to form a non-increasing sequence  $\sigma_1 \geq \sigma_2 \geq \dots \geq \sigma_N \geq 0$ .

The singular value decomposition of a matrix has many practical uses. The condition number of the matrix is given by the ratio of the largest singular value to the smallest singular value. The presence of a zero singular value indicates that the matrix is singular. The number of non-zero singular values indicates the rank of the matrix. In practice singular value decomposition of a rank-deficient matrix will not produce exact zeroes for singular values, due to finite numerical precision. Small singular values should be edited by choosing a suitable tolerance.

For a rank-deficient matrix, the null space of  $A$  is given by the columns of  $V$  corresponding to the zero singular values. Similarly, the range of  $A$  is given by columns of  $U$  corresponding to the non-zero singular values.

```
int gsl_linalg_SV_decomp (gsl_matrix * A, gsl_matrix * V, gsl_vector * [Function]
 S, gsl_vector * work)
```

This function factorizes the  $M$ -by- $N$  matrix  $A$  into the singular value decomposition  $A = USV^T$  for  $M \geq N$ . On output the matrix  $A$  is replaced by  $U$ . The diagonal elements of the singular value matrix  $S$  are stored in the vector  $S$ . The singular values are non-negative and form a non-increasing sequence from  $S_1$  to  $S_N$ . The matrix  $V$  contains the elements of  $V$  in untransposed form. To form the product  $USV^T$  it is necessary to take the transpose of  $V$ . A workspace of length  $N$  is required in  $work$ .

This routine uses the Golub-Reinsch SVD algorithm.

```
int gsl_linalg_SV_decomp_mod (gsl_matrix * A, gsl_matrix * X, [Function]
 gsl_matrix * V, gsl_vector * S, gsl_vector * work)
```

This function computes the SVD using the modified Golub-Reinsch algorithm, which is faster for  $M \gg N$ . It requires the vector  $work$  of length  $N$  and the  $N$ -by- $N$  matrix  $X$  as additional working space.

```
int gsl_linalg_SV_decomp_jacobi (gsl_matrix * A, gsl_matrix * V, [Function]
 gsl_vector * S)
```

This function computes the SVD of the  $M$ -by- $N$  matrix  $A$  using one-sided Jacobi orthogonalization for  $M \geq N$ . The Jacobi method can compute singular values to higher relative accuracy than Golub-Reinsch algorithms (see references for details).

```
int gsl_linalg_SV_solve (gsl_matrix * U, gsl_matrix * V, gsl_vector * [Function]
 S, const gsl_vector * b, gsl_vector * x)
```

This function solves the system  $Ax = b$  using the singular value decomposition ( $U$ ,  $S$ ,  $V$ ) of  $A$  given by `gsl_linalg_SV_decomp`.

Only non-zero singular values are used in computing the solution. The parts of the solution corresponding to singular values of zero are ignored. Other singular values can be edited out by setting them to zero before calling this function.

In the over-determined case where  $A$  has more rows than columns the system is solved in the least squares sense, returning the solution  $x$  which minimizes  $\|Ax - b\|_2$ .

## 13.5 Cholesky Decomposition

A symmetric, positive definite square matrix  $A$  has a Cholesky decomposition into a product of a lower triangular matrix  $L$  and its transpose  $L^T$ ,

$$A = LL^T$$

This is sometimes referred to as taking the square-root of a matrix. The Cholesky decomposition can only be carried out when all the eigenvalues of the matrix are positive. This decomposition can be used to convert the linear system  $Ax = b$  into a pair of triangular systems ( $Ly = b$ ,  $L^T x = y$ ), which can be solved by forward and back-substitution.

```
int gsl_linalg_cholesky_decomp (gsl_matrix * A) [Function]
```

```
int gsl_linalg_complex_cholesky_decomp (gsl_matrix_complex * A) [Function]
```

These functions factorize the positive-definite square matrix  $A$  into the Cholesky decomposition  $A = LL^T$  (or  $A = LL^\dagger$  for the complex case). On input only the diagonal and lower-triangular part of the matrix  $A$  are needed. On output the diagonal and lower triangular part of the input matrix  $A$  contain the matrix  $L$ . The upper triangular part of the input matrix contains  $L^T$ , the diagonal terms being identical for both  $L$  and  $L^T$ . If the matrix is not positive-definite then the decomposition will fail, returning the error code `GSL_EDOM`.

When testing whether a matrix is positive-definite, disable the error handler first to avoid triggering an error.

```
int gsl_linalg_cholesky_solve (const gsl_matrix * cholesky, const [Function]
 gsl_vector * b, gsl_vector * x)
```

```
int gsl_linalg_complex_cholesky_solve (const gsl_matrix_complex [Function]
 * cholesky, const gsl_vector_complex * b,
 gsl_vector_complex * x)
```

These functions solve the system  $Ax = b$  using the Cholesky decomposition of  $A$  into the matrix *cholesky* given by `gsl_linalg_cholesky_decomp` or `gsl_linalg_complex_cholesky_decomp`.

```
int gsl_linalg_cholesky_svx (const gsl_matrix * cholesky, [Function]
 gsl_vector * x)
int gsl_linalg_complex_cholesky_svx (const gsl_matrix_complex * [Function]
 cholesky, gsl_vector_complex * x)
```

These functions solve the system  $Ax = b$  in-place using the Cholesky decomposition of  $A$  into the matrix *cholesky* given by `gsl_linalg_cholesky_decomp` or `gsl_linalg_complex_cholesky_decomp`. On input *x* should contain the right-hand side  $b$ , which is replaced by the solution on output.

## 13.6 Tridiagonal Decomposition of Real Symmetric Matrices

A symmetric matrix  $A$  can be factorized by similarity transformations into the form,

$$A = QTQ^T$$

where  $Q$  is an orthogonal matrix and  $T$  is a symmetric tridiagonal matrix.

```
int gsl_linalg_symmtd_decomp (gsl_matrix * A, gsl_vector * tau) [Function]
```

This function factorizes the symmetric square matrix  $A$  into the symmetric tridiagonal decomposition  $QTQ^T$ . On output the diagonal and subdiagonal part of the input matrix  $A$  contain the tridiagonal matrix  $T$ . The remaining lower triangular part of the input matrix contains the Householder vectors which, together with the Householder coefficients *tau*, encode the orthogonal matrix  $Q$ . This storage scheme is the same as used by LAPACK. The upper triangular part of  $A$  is not referenced.

```
int gsl_linalg_symmtd_unpack (const gsl_matrix * A, const gsl_vector [Function]
 * tau, gsl_matrix * Q, gsl_vector * diag, gsl_vector * subdiag)
```

This function unpacks the encoded symmetric tridiagonal decomposition ( $A$ , *tau*) obtained from `gsl_linalg_symmtd_decomp` into the orthogonal matrix  $Q$ , the vector of diagonal elements *diag* and the vector of subdiagonal elements *subdiag*.

```
int gsl_linalg_symmtd_unpack_T (const gsl_matrix * A, gsl_vector * [Function]
 diag, gsl_vector * subdiag)
```

This function unpacks the diagonal and subdiagonal of the encoded symmetric tridiagonal decomposition ( $A$ , *tau*) obtained from `gsl_linalg_symmtd_decomp` into the vectors *diag* and *subdiag*.

## 13.7 Tridiagonal Decomposition of Hermitian Matrices

A hermitian matrix  $A$  can be factorized by similarity transformations into the form,

$$A = UTU^T$$

where  $U$  is a unitary matrix and  $T$  is a real symmetric tridiagonal matrix.

```
int gsl_linalg_hermttd_decomp (gsl_matrix_complex * A, [Function]
 gsl_vector_complex * tau)
```

This function factorizes the hermitian matrix  $A$  into the symmetric tridiagonal decomposition  $UTU^T$ . On output the real parts of the diagonal and subdiagonal part of the input matrix  $A$  contain the tridiagonal matrix  $T$ . The remaining lower triangular part of the input matrix contains the Householder vectors which, together with the

Householder coefficients *tau*, encode the orthogonal matrix *Q*. This storage scheme is the same as used by LAPACK. The upper triangular part of *A* and imaginary parts of the diagonal are not referenced.

```
int gsl_linalg_hermt_d_unpack (const gsl_matrix_complex * A, const [Function]
 gsl_vector_complex * tau, gsl_matrix_complex * Q, gsl_vector * diag,
 gsl_vector * subdiag)
```

This function unpacks the encoded tridiagonal decomposition (*A*, *tau*) obtained from `gsl_linalg_hermt_d_decomp` into the unitary matrix *U*, the real vector of diagonal elements *diag* and the real vector of subdiagonal elements *subdiag*.

```
int gsl_linalg_hermt_d_unpack_T (const gsl_matrix_complex * A, [Function]
 gsl_vector * diag, gsl_vector * subdiag)
```

This function unpacks the diagonal and subdiagonal of the encoded tridiagonal decomposition (*A*, *tau*) obtained from the `gsl_linalg_hermt_d_decomp` into the real vectors *diag* and *subdiag*.

## 13.8 Hessenberg Decomposition of Real Matrices

A general real matrix *A* can be decomposed by orthogonal similarity transformations into the form

$$A = U H U^T$$

where *U* is orthogonal and *H* is an upper Hessenberg matrix, meaning that it has zeros below the first subdiagonal. The Hessenberg reduction is the first step in the Schur decomposition for the nonsymmetric eigenvalue problem, but has applications in other areas as well.

```
int gsl_linalg_hessenberg_decomp (gsl_matrix * A, gsl_vector * [Function]
 tau)
```

This function computes the Hessenberg decomposition of the matrix *A* by applying the similarity transformation  $H = U^T A U$ . On output, *H* is stored in the upper portion of *A*. The information required to construct the matrix *U* is stored in the lower triangular portion of *A*. *U* is a product of  $N - 2$  Householder matrices. The Householder vectors are stored in the lower portion of *A* (below the subdiagonal) and the Householder coefficients are stored in the vector *tau*. *tau* must be of length *N*.

```
int gsl_linalg_hessenberg_unpack (gsl_matrix * H, gsl_vector * tau, [Function]
 gsl_matrix * U)
```

This function constructs the orthogonal matrix *U* from the information stored in the Hessenberg matrix *H* along with the vector *tau*. *H* and *tau* are outputs from `gsl_linalg_hessenberg_decomp`.

```
int gsl_linalg_hessenberg_unpack_accum (gsl_matrix * H, [Function]
 gsl_vector * tau, gsl_matrix * V)
```

This function is similar to `gsl_linalg_hessenberg_unpack`, except it accumulates the matrix *U* into *V*, so that  $V' = V U$ . The matrix *V* must be initialized prior to calling this function. Setting *V* to the identity matrix provides the same result as `gsl_linalg_hessenberg_unpack`. If *H* is order *N*, then *V* must have *N* columns but may have any number of rows.

```
int gsl_linalg_hessenberg_set_zero (gsl_matrix * H) [Function]
 This function sets the lower triangular portion of H , below the subdiagonal, to
 zero. It is useful for clearing out the Householder vectors after calling gsl_linalg_
 hessenberg_decomp.
```

### 13.9 Hessenberg-Triangular Decomposition of Real Matrices

A general real matrix pair  $(A, B)$  can be decomposed by orthogonal similarity transformations into the form

$$A = UHV^T$$

$$B = URV^T$$

where  $U$  and  $V$  are orthogonal,  $H$  is an upper Hessenberg matrix, and  $R$  is upper triangular. The Hessenberg-Triangular reduction is the first step in the generalized Schur decomposition for the generalized eigenvalue problem.

```
int gsl_linalg_hesstri_decomp (gsl_matrix * A, gsl_matrix * B, [Function]
 gsl_matrix * U, gsl_matrix * V, gsl_vector * work)
 This function computes the Hessenberg-Triangular decomposition of the matrix pair
 (A, B) . On output, H is stored in A , and R is stored in B . If U and V are provided
 (they may be null), the similarity transformations are stored in them. Additional
 workspace of length N is needed in work.
```

### 13.10 Bidiagonalization

A general matrix  $A$  can be factorized by similarity transformations into the form,

$$A = UBV^T$$

where  $U$  and  $V$  are orthogonal matrices and  $B$  is a  $N$ -by- $N$  bidiagonal matrix with non-zero entries only on the diagonal and superdiagonal. The size of  $U$  is  $M$ -by- $N$  and the size of  $V$  is  $N$ -by- $N$ .

```
int gsl_linalg_bidiag_decomp (gsl_matrix * A, gsl_vector * tau_U, [Function]
 gsl_vector * tau_V)
 This function factorizes the M -by- N matrix A into bidiagonal form UBV^T . The
 diagonal and superdiagonal of the matrix B are stored in the diagonal and superdiag-
 onal of A . The orthogonal matrices U and V are stored as compressed Householder
 vectors in the remaining elements of A . The Householder coefficients are stored in the
 vectors tau_U and tau_V. The length of tau_U must equal the number of elements
 in the diagonal of A and the length of tau_V should be one element shorter.
```

```
int gsl_linalg_bidiag_unpack (const gsl_matrix * A, const gsl_vector [Function]
 * tau_U, gsl_matrix * U, const gsl_vector * tau_V, gsl_matrix * V, gsl_vector *
 diag, gsl_vector * superdiag)
 This function unpacks the bidiagonal decomposition of A given by gsl_linalg_
 bidiag_decomp, $(A, \text{tau_U}, \text{tau_V})$ into the separate orthogonal matrices U , V and
 the diagonal vector diag and superdiagonal superdiag. Note that U is stored as a
 compact M -by- N orthogonal matrix satisfying $U^T U = I$ for efficiency.
```



```
int gsl_linalg_bidiag_unpack2 (gsl_matrix * A, gsl_vector * tau_U, [Function]
 gsl_vector * tau_V, gsl_matrix * V)
```

This function unpacks the bidiagonal decomposition of  $A$  given by `gsl_linalg_bidiag_decomp`,  $(A, \tau_U, \tau_V)$  into the separate orthogonal matrices  $U$ ,  $V$  and the diagonal vector  $diag$  and superdiagonal  $superdiag$ . The matrix  $U$  is stored in-place in  $A$ .

```
int gsl_linalg_bidiag_unpack_B (const gsl_matrix * A, gsl_vector * [Function]
 diag, gsl_vector * superdiag)
```

This function unpacks the diagonal and superdiagonal of the bidiagonal decomposition of  $A$  given by `gsl_linalg_bidiag_decomp`, into the diagonal vector  $diag$  and superdiagonal vector  $superdiag$ .

## 13.11 Householder Transformations

A Householder transformation is a rank-1 modification of the identity matrix which can be used to zero out selected elements of a vector. A Householder matrix  $P$  takes the form,

$$P = I - \tau vv^T$$

where  $v$  is a vector (called the *Householder vector*) and  $\tau = 2/(v^T v)$ . The functions described in this section use the rank-1 structure of the Householder matrix to create and apply Householder transformations efficiently.

```
double gsl_linalg_householder_transform (gsl_vector * v) [Function]
gsl_complex gsl_linalg_complex_householder_transform [Function]
(gsl_vector_complex * v)
```

This function prepares a Householder transformation  $P = I - \tau vv^T$  which can be used to zero all the elements of the input vector except the first. On output the transformation is stored in the vector  $v$  and the scalar  $\tau$  is returned.

```
int gsl_linalg_householder_hm (double tau, const gsl_vector * v, [Function]
 gsl_matrix * A)
```

```
int gsl_linalg_complex_householder_hm (gsl_complex tau, const [Function]
 gsl_vector_complex * v, gsl_matrix_complex * A)
```

This function applies the Householder matrix  $P$  defined by the scalar  $tau$  and the vector  $v$  to the left-hand side of the matrix  $A$ . On output the result  $PA$  is stored in  $A$ .

```
int gsl_linalg_householder_mh (double tau, const gsl_vector * v, [Function]
 gsl_matrix * A)
```

```
int gsl_linalg_complex_householder_mh (gsl_complex tau, const [Function]
 gsl_vector_complex * v, gsl_matrix_complex * A)
```

This function applies the Householder matrix  $P$  defined by the scalar  $tau$  and the vector  $v$  to the right-hand side of the matrix  $A$ . On output the result  $AP$  is stored in  $A$ .

```
int gsl_linalg_householder_hv (double tau, const gsl_vector * v, [Function]
 gsl_vector * w)
```

```
int gsl_linalg_complex_householder_hv (gsl_complex tau, const [Function]
 gsl_vector_complex * v, gsl_vector_complex * w)
```

This function applies the Householder transformation  $P$  defined by the scalar  $\tau$  and the vector  $v$  to the vector  $w$ . On output the result  $Pw$  is stored in  $w$ .

### 13.12 Householder solver for linear systems

```
int gsl_linalg_HH_solve (gsl_matrix * A, const gsl_vector * b, [Function]
 gsl_vector * x)
```

This function solves the system  $Ax = b$  directly using Householder transformations. On output the solution is stored in  $x$  and  $b$  is not modified. The matrix  $A$  is destroyed by the Householder transformations.

```
int gsl_linalg_HH_svx (gsl_matrix * A, gsl_vector * x) [Function]
```

This function solves the system  $Ax = b$  in-place using Householder transformations. On input  $x$  should contain the right-hand side  $b$ , which is replaced by the solution on output. The matrix  $A$  is destroyed by the Householder transformations.

### 13.13 Tridiagonal Systems

The functions described in this section efficiently solve symmetric, non-symmetric and cyclic tridiagonal systems with minimal storage. Note that the current implementations of these functions use a variant of Cholesky decomposition, so the tridiagonal matrix must be positive definite. For non-positive definite matrices, the functions return the error code `GSL_ESING`.

```
int gsl_linalg_solve_tridiag (const gsl_vector * diag, const [Function]
 gsl_vector * e, const gsl_vector * f, const gsl_vector * b, gsl_vector * x)
```

This function solves the general  $N$ -by- $N$  system  $Ax = b$  where  $A$  is tridiagonal ( $N \geq 2$ ). The super-diagonal and sub-diagonal vectors  $e$  and  $f$  must be one element shorter than the diagonal vector  $diag$ . The form of  $A$  for the 4-by-4 case is shown below,

$$A = \begin{pmatrix} d_0 & e_0 & 0 & 0 \\ f_0 & d_1 & e_1 & 0 \\ 0 & f_1 & d_2 & e_2 \\ 0 & 0 & f_2 & d_3 \end{pmatrix}$$

```
int gsl_linalg_solve_symm_tridiag (const gsl_vector * diag, const [Function]
 gsl_vector * e, const gsl_vector * b, gsl_vector * x)
```

This function solves the general  $N$ -by- $N$  system  $Ax = b$  where  $A$  is symmetric tridiagonal ( $N \geq 2$ ). The off-diagonal vector  $e$  must be one element shorter than the diagonal vector  $diag$ . The form of  $A$  for the 4-by-4 case is shown below,

$$A = \begin{pmatrix} d_0 & e_0 & 0 & 0 \\ e_0 & d_1 & e_1 & 0 \\ 0 & e_1 & d_2 & e_2 \\ 0 & 0 & e_2 & d_3 \end{pmatrix}$$

```
int gsl_linalg_solve_cyc_tridiag (const gsl_vector * diag, const [Function]
 gsl_vector * e, const gsl_vector * f, const gsl_vector * b, gsl_vector * x)
```

This function solves the general  $N$ -by- $N$  system  $Ax = b$  where  $A$  is cyclic tridiagonal ( $N \geq 3$ ). The cyclic super-diagonal and sub-diagonal vectors  $e$  and  $f$  must have the

same number of elements as the diagonal vector *diag*. The form of *A* for the 4-by-4 case is shown below,

$$A = \begin{pmatrix} d_0 & e_0 & 0 & f_3 \\ f_0 & d_1 & e_1 & 0 \\ 0 & f_1 & d_2 & e_2 \\ e_3 & 0 & f_2 & d_3 \end{pmatrix}$$

```
int gsl_linalg_solve_symm_cyc_tridiag (const gsl_vector * diag, [Function]
 const gsl_vector * e, const gsl_vector * b, gsl_vector * x)
```

This function solves the general *N*-by-*N* system  $Ax = b$  where *A* is symmetric cyclic tridiagonal ( $N \geq 3$ ). The cyclic off-diagonal vector *e* must have the same number of elements as the diagonal vector *diag*. The form of *A* for the 4-by-4 case is shown below,

$$A = \begin{pmatrix} d_0 & e_0 & 0 & e_3 \\ e_0 & d_1 & e_1 & 0 \\ 0 & e_1 & d_2 & e_2 \\ e_3 & 0 & e_2 & d_3 \end{pmatrix}$$

### 13.14 Balancing

The process of balancing a matrix applies similarity transformations to make the rows and columns have comparable norms. This is useful, for example, to reduce roundoff errors in the solution of eigenvalue problems. Balancing a matrix *A* consists of replacing *A* with a similar matrix

$$A' = D^{-1}AD$$

where *D* is a diagonal matrix whose entries are powers of the floating point radix.

```
int gsl_linalg_balance_matrix (gsl_matrix * A, gsl_vector * D) [Function]
```

This function replaces the matrix *A* with its balanced counterpart and stores the diagonal elements of the similarity transformation into the vector *D*.

### 13.15 Examples

The following program solves the linear system  $Ax = b$ . The system to be solved is,

$$\begin{pmatrix} 0.18 & 0.60 & 0.57 & 0.96 \\ 0.41 & 0.24 & 0.99 & 0.58 \\ 0.14 & 0.30 & 0.97 & 0.66 \\ 0.51 & 0.13 & 0.19 & 0.85 \end{pmatrix} \begin{pmatrix} x_0 \\ x_1 \\ x_2 \\ x_3 \end{pmatrix} = \begin{pmatrix} 1.0 \\ 2.0 \\ 3.0 \\ 4.0 \end{pmatrix}$$

and the solution is found using LU decomposition of the matrix *A*.

```
#include <stdio.h>
#include <gsl/gsl_linalg.h>

int
main (void)
{
 double a_data[] = { 0.18, 0.60, 0.57, 0.96,
```

```

 0.41, 0.24, 0.99, 0.58,
 0.14, 0.30, 0.97, 0.66,
 0.51, 0.13, 0.19, 0.85 };

double b_data[] = { 1.0, 2.0, 3.0, 4.0 };

gsl_matrix_view m
 = gsl_matrix_view_array (a_data, 4, 4);

gsl_vector_view b
 = gsl_vector_view_array (b_data, 4);

gsl_vector *x = gsl_vector_alloc (4);

int s;

gsl_permutation * p = gsl_permutation_alloc (4);

gsl_linalg_LU_decomp (&m.matrix, p, &s);

gsl_linalg_LU_solve (&m.matrix, p, &b.vector, x);

printf ("x = \n");
gsl_vector_fprintf (stdout, x, "%g");

gsl_permutation_free (p);
gsl_vector_free (x);
return 0;
}

```

Here is the output from the program,

```

x = -4.05205
-12.6056
1.66091
8.69377

```

This can be verified by multiplying the solution  $x$  by the original matrix  $A$  using GNU OCTAVE,

```

octave> A = [0.18, 0.60, 0.57, 0.96;
 0.41, 0.24, 0.99, 0.58;
 0.14, 0.30, 0.97, 0.66;
 0.51, 0.13, 0.19, 0.85];

octave> x = [-4.05205; -12.6056; 1.66091; 8.69377];

octave> A * x
ans =
 1.0000

```

2.0000  
3.0000  
4.0000

This reproduces the original right-hand side vector,  $b$ , in accordance with the equation  $Ax = b$ .

## 13.16 References and Further Reading

Further information on the algorithms described in this section can be found in the following book,

G. H. Golub, C. F. Van Loan, *Matrix Computations* (3rd Ed, 1996), Johns Hopkins University Press, ISBN 0-8018-5414-8.

The LAPACK library is described in the following manual,

*LAPACK Users' Guide* (Third Edition, 1999), Published by SIAM, ISBN 0-89871-447-8.

<http://www.netlib.org/lapack>

The LAPACK source code can be found at the website above, along with an online copy of the users guide.

The Modified Golub-Reinsch algorithm is described in the following paper,

T.F. Chan, “An Improved Algorithm for Computing the Singular Value Decomposition”, *ACM Transactions on Mathematical Software*, 8 (1982), pp 72–83.

The Jacobi algorithm for singular value decomposition is described in the following papers,

J.C. Nash, “A one-sided transformation method for the singular value decomposition and algebraic eigenproblem”, *Computer Journal*, Volume 18, Number 1 (1973), p 74–76

James Demmel, Kresimir Veselic, “Jacobi’s Method is more accurate than QR”, *Lapack Working Note 15* (LAWN-15), October 1989. Available from netlib, <http://www.netlib.org/lapack/> in the lawns or lawnspdf directories.

## 14 Eigensystems

This chapter describes functions for computing eigenvalues and eigenvectors of matrices. There are routines for real symmetric, real nonsymmetric, complex hermitian, real generalized symmetric-definite, complex generalized hermitian-definite, and real generalized nonsymmetric eigensystems. Eigenvalues can be computed with or without eigenvectors. The hermitian and real symmetric matrix algorithms are symmetric bidiagonalization followed by QR reduction. The nonsymmetric algorithm is the Francis QR double-shift. The generalized nonsymmetric algorithm is the QZ method due to Moler and Stewart.

The functions described in this chapter are declared in the header file ‘`gsl_eigen.h`’.

### 14.1 Real Symmetric Matrices

For real symmetric matrices, the library uses the symmetric bidiagonalization and QR reduction method. This is described in Golub & van Loan, section 8.3. The computed eigenvalues are accurate to an absolute accuracy of  $\epsilon \|A\|_2$ , where  $\epsilon$  is the machine precision.

`gsl_eigen_symm_workspace * gsl_eigen_symm_alloc (const size_t n)` [Function]

This function allocates a workspace for computing eigenvalues of  $n$ -by- $n$  real symmetric matrices. The size of the workspace is  $O(2n)$ .

`void gsl_eigen_symm_free (gsl_eigen_symm_workspace * w)` [Function]

This function frees the memory associated with the workspace *w*.

`int gsl_eigen_symm (gsl_matrix * A, gsl_vector * eval,  
gsl_eigen_symm_workspace * w)` [Function]

This function computes the eigenvalues of the real symmetric matrix *A*. Additional workspace of the appropriate size must be provided in *w*. The diagonal and lower triangular part of *A* are destroyed during the computation, but the strict upper triangular part is not referenced. The eigenvalues are stored in the vector *eval* and are unordered.

`gsl_eigen_symmv_workspace * gsl_eigen_symmv_alloc (const  
size_t n)` [Function]

This function allocates a workspace for computing eigenvalues and eigenvectors of  $n$ -by- $n$  real symmetric matrices. The size of the workspace is  $O(4n)$ .

`void gsl_eigen_symmv_free (gsl_eigen_symmv_workspace * w)` [Function]

This function frees the memory associated with the workspace *w*.

`int gsl_eigen_symmv (gsl_matrix * A, gsl_vector * eval, gsl_matrix *  
vec, gsl_eigen_symmv_workspace * w)` [Function]

This function computes the eigenvalues and eigenvectors of the real symmetric matrix *A*. Additional workspace of the appropriate size must be provided in *w*. The diagonal and lower triangular part of *A* are destroyed during the computation, but the strict upper triangular part is not referenced. The eigenvalues are stored in the vector *eval* and are unordered. The corresponding eigenvectors are stored in the columns of the matrix *vec*. For example, the eigenvector in the first column corresponds to

the first eigenvalue. The eigenvectors are guaranteed to be mutually orthogonal and normalised to unit magnitude.

## 14.2 Complex Hermitian Matrices

`gsl_eigen_herm_workspace * gsl_eigen_herm_alloc (const size_t n)` [Function]

This function allocates a workspace for computing eigenvalues of  $n$ -by- $n$  complex hermitian matrices. The size of the workspace is  $O(3n)$ .

`void gsl_eigen_herm_free (gsl_eigen_herm_workspace * w)` [Function]

This function frees the memory associated with the workspace *w*.

`int gsl_eigen_herm (gsl_matrix_complex * A, gsl_vector * eval,  
gsl_eigen_herm_workspace * w)` [Function]

This function computes the eigenvalues of the complex hermitian matrix *A*. Additional workspace of the appropriate size must be provided in *w*. The diagonal and lower triangular part of *A* are destroyed during the computation, but the strict upper triangular part is not referenced. The imaginary parts of the diagonal are assumed to be zero and are not referenced. The eigenvalues are stored in the vector *eval* and are unordered.

`gsl_eigen_hermv_workspace * gsl_eigen_hermv_alloc (const size_t n)` [Function]

This function allocates a workspace for computing eigenvalues and eigenvectors of  $n$ -by- $n$  complex hermitian matrices. The size of the workspace is  $O(5n)$ .

`void gsl_eigen_hermv_free (gsl_eigen_hermv_workspace * w)` [Function]

This function frees the memory associated with the workspace *w*.

`int gsl_eigen_hermv (gsl_matrix_complex * A, gsl_vector * eval,  
gsl_matrix_complex * evvec, gsl_eigen_hermv_workspace * w)` [Function]

This function computes the eigenvalues and eigenvectors of the complex hermitian matrix *A*. Additional workspace of the appropriate size must be provided in *w*. The diagonal and lower triangular part of *A* are destroyed during the computation, but the strict upper triangular part is not referenced. The imaginary parts of the diagonal are assumed to be zero and are not referenced. The eigenvalues are stored in the vector *eval* and are unordered. The corresponding complex eigenvectors are stored in the columns of the matrix *evvec*. For example, the eigenvector in the first column corresponds to the first eigenvalue. The eigenvectors are guaranteed to be mutually orthogonal and normalised to unit magnitude.

## 14.3 Real Nonsymmetric Matrices

The solution of the real nonsymmetric eigensystem problem for a matrix *A* involves computing the Schur decomposition

$$A = ZTZ^T$$

where *Z* is an orthogonal matrix of Schur vectors and *T*, the Schur form, is quasi upper triangular with diagonal 1-by-1 blocks which are real eigenvalues of *A*, and diagonal 2-by-2

blocks whose eigenvalues are complex conjugate eigenvalues of  $A$ . The algorithm used is the double shift Francis method.

`gsl_eigen_nonsymm_workspace * gsl_eigen_nonsymm_alloc` [Function]  
`(const size_t n)`

This function allocates a workspace for computing eigenvalues of  $n$ -by- $n$  real nonsymmetric matrices. The size of the workspace is  $O(2n)$ .

`void gsl_eigen_nonsymm_free (gsl_eigen_nonsymm_workspace * w)` [Function]

This function frees the memory associated with the workspace  $w$ .

`void gsl_eigen_nonsymm_params (const int compute_t, const int` [Function]  
`balance, gsl_eigen_nonsymm_workspace * w)`

This function sets some parameters which determine how the eigenvalue problem is solved in subsequent calls to `gsl_eigen_nonsymm`.

If `compute_t` is set to 1, the full Schur form  $T$  will be computed by `gsl_eigen_nonsymm`. If it is set to 0,  $T$  will not be computed (this is the default setting). Computing the full Schur form  $T$  requires approximately 1.5-2 times the number of flops.

If `balance` is set to 1, a balancing transformation is applied to the matrix prior to computing eigenvalues. This transformation is designed to make the rows and columns of the matrix have comparable norms, and can result in more accurate eigenvalues for matrices whose entries vary widely in magnitude. See Section 13.14 [Balancing], page 139 for more information. Note that the balancing transformation does not preserve the orthogonality of the Schur vectors, so if you wish to compute the Schur vectors with `gsl_eigen_nonsymm_Z` you will obtain the Schur vectors of the balanced matrix instead of the original matrix. The relationship will be

$$T = Q^t D^{-1} A D Q$$

where  $Q$  is the matrix of Schur vectors for the balanced matrix, and  $D$  is the balancing transformation. Then `gsl_eigen_nonsymm_Z` will compute a matrix  $Z$  which satisfies

$$T = Z^{-1} A Z$$

with  $Z = DQ$ . Note that  $Z$  will not be orthogonal. For this reason, balancing is not performed by default.

`int gsl_eigen_nonsymm (gsl_matrix * A, gsl_vector_complex * eval,` [Function]  
`gsl_eigen_nonsymm_workspace * w)`

This function computes the eigenvalues of the real nonsymmetric matrix  $A$  and stores them in the vector `eval`. If  $T$  is desired, it is stored in the upper portion of  $A$  on output. Otherwise, on output, the diagonal of  $A$  will contain the 1-by-1 real eigenvalues and 2-by-2 complex conjugate eigenvalue systems, and the rest of  $A$  is destroyed. In rare cases, this function may fail to find all eigenvalues. If this happens, an error code is returned and the number of converged eigenvalues is stored in `w->n_evals`. The converged eigenvalues are stored in the beginning of `eval`.



```
int gsl_eigen_nonsymm_Z (gsl_matrix * A, gsl_vector_complex * eval, [Function]
 gsl_matrix * Z, gsl_eigen_nonsymm_workspace * w)
```

This function is identical to `gsl_eigen_nonsymm` except it also computes the Schur vectors and stores them into `Z`.

```
gsl_eigen_nonsymmv_workspace * gsl_eigen_nonsymmv_alloc [Function]
(const size_t n)
```

This function allocates a workspace for computing eigenvalues and eigenvectors of  $n$ -by- $n$  real nonsymmetric matrices. The size of the workspace is  $O(5n)$ .

```
void gsl_eigen_nonsymmv_free (gsl_eigen_nonsymmv_workspace * w) [Function]
```

This function frees the memory associated with the workspace `w`.

```
int gsl_eigen_nonsymmv (gsl_matrix * A, gsl_vector_complex * eval, [Function]
 gsl_matrix_complex * evec, gsl_eigen_nonsymmv_workspace * w)
```

This function computes eigenvalues and right eigenvectors of the  $n$ -by- $n$  real nonsymmetric matrix `A`. It first calls `gsl_eigen_nonsymm` to compute the eigenvalues, Schur form `T`, and Schur vectors. Then it finds eigenvectors of `T` and backtransforms them using the Schur vectors. The Schur vectors are destroyed in the process, but can be saved by using `gsl_eigen_nonsymm_Z`. The computed eigenvectors are normalized to have unit magnitude. On output, the upper portion of `A` contains the Schur form `T`. If `gsl_eigen_nonsymm` fails, no eigenvectors are computed, and an error code is returned.

```
int gsl_eigen_nonsymmv_Z (gsl_matrix * A, gsl_vector_complex * eval, [Function]
 gsl_matrix_complex * evec, gsl_matrix * Z, gsl_eigen_nonsymmv_workspace *
 w)
```

This function is identical to `gsl_eigen_nonsymmv` except it also saves the Schur vectors into `Z`.

## 14.4 Real Generalized Symmetric-Definite Eigensystems

The real generalized symmetric-definite eigenvalue problem is to find eigenvalues  $\lambda$  and eigenvectors  $x$  such that

$$Ax = \lambda Bx$$

where  $A$  and  $B$  are symmetric matrices, and  $B$  is positive-definite. This problem reduces to the standard symmetric eigenvalue problem by applying the Cholesky decomposition to  $B$ :

$$\begin{aligned} Ax &= \lambda Bx \\ Ax &= \lambda LL^t x \\ (L^{-1}AL^{-t})L^t x &= \lambda L^t x \end{aligned}$$

Therefore, the problem becomes  $Cy = \lambda y$  where  $C = L^{-1}AL^{-t}$  is symmetric, and  $y = L^t x$ . The standard symmetric eigensolver can be applied to the matrix  $C$ . The resulting eigenvectors are backtransformed to find the vectors of the original problem. The eigenvalues and eigenvectors of the generalized symmetric-definite eigenproblem are always real.

`gsl_eigen_gensymm_workspace * gsl_eigen_gensymm_alloc` [Function]  
 (*const size\_t n*)

This function allocates a workspace for computing eigenvalues of  $n$ -by- $n$  real generalized symmetric-definite eigensystems. The size of the workspace is  $O(2n)$ .

`void gsl_eigen_gensymm_free (gsl_eigen_gensymm_workspace * w)` [Function]  
 This function frees the memory associated with the workspace  $w$ .

`int gsl_eigen_gensymm (gsl_matrix * A, gsl_matrix * B, gsl_vector * eval, gsl_eigen_gensymm_workspace * w)` [Function]

This function computes the eigenvalues of the real generalized symmetric-definite matrix pair  $(A, B)$ , and stores them in *eval*, using the method outlined above. On output,  $B$  contains its Cholesky decomposition and  $A$  is destroyed.

`gsl_eigen_gensymmv_workspace * gsl_eigen_gensymmv_alloc` [Function]  
 (*const size\_t n*)

This function allocates a workspace for computing eigenvalues and eigenvectors of  $n$ -by- $n$  real generalized symmetric-definite eigensystems. The size of the workspace is  $O(4n)$ .

`void gsl_eigen_gensymmv_free (gsl_eigen_gensymmv_workspace * w)` [Function]  
 This function frees the memory associated with the workspace  $w$ .

`int gsl_eigen_gensymmv (gsl_matrix * A, gsl_matrix * B, gsl_vector * eval, gsl_matrix * evec, gsl_eigen_gensymmv_workspace * w)` [Function]

This function computes the eigenvalues and eigenvectors of the real generalized symmetric-definite matrix pair  $(A, B)$ , and stores them in *eval* and *evec* respectively. The computed eigenvectors are normalized to have unit magnitude. On output,  $B$  contains its Cholesky decomposition and  $A$  is destroyed.

## 14.5 Complex Generalized Hermitian-Definite Eigensystems

The complex generalized hermitian-definite eigenvalue problem is to find eigenvalues  $\lambda$  and eigenvectors  $x$  such that

$$Ax = \lambda Bx$$

where  $A$  and  $B$  are hermitian matrices, and  $B$  is positive-definite. Similarly to the real case, this can be reduced to  $Cy = \lambda y$  where  $C = L^{-1}AL^{-\dagger}$  is hermitian, and  $y = L^{\dagger}x$ . The standard hermitian eigensolver can be applied to the matrix  $C$ . The resulting eigenvectors are backtransformed to find the vectors of the original problem. The eigenvalues of the generalized hermitian-definite eigenproblem are always real.

`gsl_eigen_genherm_workspace * gsl_eigen_genherm_alloc` [Function]  
 (*const size\_t n*)

This function allocates a workspace for computing eigenvalues of  $n$ -by- $n$  complex generalized hermitian-definite eigensystems. The size of the workspace is  $O(3n)$ .

`void gsl_eigen_genherm_free (gsl_eigen_genherm_workspace * w)` [Function]  
 This function frees the memory associated with the workspace  $w$ .

```
int gsl_eigen_genherm (gsl_matrix_complex * A, gsl_matrix_complex * B, gsl_vector * eval, gsl_eigen_genherm_workspace * w) [Function]
```

This function computes the eigenvalues of the complex generalized hermitian-definite matrix pair  $(A, B)$ , and stores them in *eval*, using the method outlined above. On output, *B* contains its Cholesky decomposition and *A* is destroyed.

```
gsl_eigen_genhermv_workspace * gsl_eigen_genhermv_alloc (const size_t n) [Function]
```

This function allocates a workspace for computing eigenvalues and eigenvectors of  $n$ -by- $n$  complex generalized hermitian-definite eigensystems. The size of the workspace is  $O(5n)$ .

```
void gsl_eigen_genhermv_free (gsl_eigen_genhermv_workspace * w) [Function]
```

This function frees the memory associated with the workspace *w*.

```
int gsl_eigen_genhermv (gsl_matrix_complex * A, gsl_matrix_complex * B, gsl_vector * eval, gsl_matrix_complex * evec, gsl_eigen_genhermv_workspace * w) [Function]
```

This function computes the eigenvalues and eigenvectors of the complex generalized hermitian-definite matrix pair  $(A, B)$ , and stores them in *eval* and *evec* respectively. The computed eigenvectors are normalized to have unit magnitude. On output, *B* contains its Cholesky decomposition and *A* is destroyed.

## 14.6 Real Generalized Nonsymmetric Eigensystems

Given two square matrices  $(A, B)$ , the generalized nonsymmetric eigenvalue problem is to find eigenvalues  $\lambda$  and eigenvectors  $x$  such that

$$Ax = \lambda Bx$$

We may also define the problem as finding eigenvalues  $\mu$  and eigenvectors  $y$  such that

$$\mu Ay = By$$

Note that these two problems are equivalent (with  $\lambda = 1/\mu$ ) if neither  $\lambda$  nor  $\mu$  is zero. If say,  $\lambda$  is zero, then it is still a well defined eigenproblem, but its alternate problem involving  $\mu$  is not. Therefore, to allow for zero (and infinite) eigenvalues, the problem which is actually solved is

$$\beta Ax = \alpha Bx$$

The eigensolver routines below will return two values  $\alpha$  and  $\beta$  and leave it to the user to perform the divisions  $\lambda = \alpha/\beta$  and  $\mu = \beta/\alpha$ .

If the determinant of the matrix pencil  $A - \lambda B$  is zero for all  $\lambda$ , the problem is said to be singular; otherwise it is called regular. Singularity normally leads to some  $\alpha = \beta = 0$  which means the eigenproblem is ill-conditioned and generally does not have well defined eigenvalue solutions. The routines below are intended for regular matrix pencils and could yield unpredictable results when applied to singular pencils.

The solution of the real generalized nonsymmetric eigensystem problem for a matrix pair  $(A, B)$  involves computing the generalized Schur decomposition

$$A = QSZ^T$$

$$B = QTZ^T$$

where  $Q$  and  $Z$  are orthogonal matrices of left and right Schur vectors respectively, and  $(S, T)$  is the generalized Schur form whose diagonal elements give the  $\alpha$  and  $\beta$  values. The algorithm used is the QZ method due to Moler and Stewart (see references).

`gsl_eigen_gen_workspace * gsl_eigen_gen_alloc (const size_t n)` [Function]

This function allocates a workspace for computing eigenvalues of  $n$ -by- $n$  real generalized nonsymmetric eigensystems. The size of the workspace is  $O(n)$ .

`void gsl_eigen_gen_free (gsl_eigen_gen_workspace * w)` [Function]

This function frees the memory associated with the workspace  $w$ .

`void gsl_eigen_gen_params (const int compute_s, const int compute_t, const int balance, gsl_eigen_gen_workspace * w)` [Function]

This function sets some parameters which determine how the eigenvalue problem is solved in subsequent calls to `gsl_eigen_gen`.

If `compute_s` is set to 1, the full Schur form  $S$  will be computed by `gsl_eigen_gen`. If it is set to 0,  $S$  will not be computed (this is the default setting).  $S$  is a quasi upper triangular matrix with 1-by-1 and 2-by-2 blocks on its diagonal. 1-by-1 blocks correspond to real eigenvalues, and 2-by-2 blocks correspond to complex eigenvalues.

If `compute_t` is set to 1, the full Schur form  $T$  will be computed by `gsl_eigen_gen`. If it is set to 0,  $T$  will not be computed (this is the default setting).  $T$  is an upper triangular matrix with non-negative elements on its diagonal. Any 2-by-2 blocks in  $S$  will correspond to a 2-by-2 diagonal block in  $T$ .

The `balance` parameter is currently ignored, since generalized balancing is not yet implemented.

`int gsl_eigen_gen (gsl_matrix * A, gsl_matrix * B, gsl_vector_complex * alpha, gsl_vector * beta, gsl_eigen_gen_workspace * w)` [Function]

This function computes the eigenvalues of the real generalized nonsymmetric matrix pair  $(A, B)$ , and stores them as pairs in  $(alpha, beta)$ , where  $alpha$  is complex and  $beta$  is real. If  $\beta_i$  is non-zero, then  $\lambda = \alpha_i/\beta_i$  is an eigenvalue. Likewise, if  $\alpha_i$  is non-zero, then  $\mu = \beta_i/\alpha_i$  is an eigenvalue of the alternate problem  $\mu Ay = By$ . The elements of  $beta$  are normalized to be non-negative.

If  $S$  is desired, it is stored in  $A$  on output. If  $T$  is desired, it is stored in  $B$  on output. The ordering of eigenvalues in  $(alpha, beta)$  follows the ordering of the diagonal blocks in the Schur forms  $S$  and  $T$ . In rare cases, this function may fail to find all eigenvalues. If this occurs, an error code is returned.

`int gsl_eigen_gen_QZ (gsl_matrix * A, gsl_matrix * B, gsl_vector_complex * alpha, gsl_vector * beta, gsl_matrix * Q, gsl_matrix * Z, gsl_eigen_gen_workspace * w)` [Function]

This function is identical to `gsl_eigen_gen` except it also computes the left and right Schur vectors and stores them into  $Q$  and  $Z$  respectively.

`gsl_eigen_genv_workspace * gsl_eigen_genv_alloc (const size_t n)` [Function]

This function allocates a workspace for computing eigenvalues and eigenvectors of  $n$ -by- $n$  real generalized nonsymmetric eigensystems. The size of the workspace is  $O(7n)$ .

`void gsl_eigen_genv_free (gsl_eigen_genv_workspace * w)` [Function]

This function frees the memory associated with the workspace *w*.

`int gsl_eigen_genv (gsl_matrix * A, gsl_matrix * B, gsl_vector_complex * alpha, gsl_vector * beta, gsl_matrix_complex * vec, gsl_eigen_genv_workspace * w)` [Function]

This function computes eigenvalues and right eigenvectors of the  $n$ -by- $n$  real generalized nonsymmetric matrix pair  $(A, B)$ . The eigenvalues are stored in  $(\alpha, \beta)$  and the eigenvectors are stored in *vec*. It first calls `gsl_eigen_gen` to compute the eigenvalues, Schur forms, and Schur vectors. Then it finds eigenvectors of the Schur forms and backtransforms them using the Schur vectors. The Schur vectors are destroyed in the process, but can be saved by using `gsl_eigen_genv_QZ`. The computed eigenvectors are normalized to have unit magnitude. On output,  $(A, B)$  contains the generalized Schur form  $(S, T)$ . If `gsl_eigen_gen` fails, no eigenvectors are computed, and an error code is returned.

`int gsl_eigen_genv_QZ (gsl_matrix * A, gsl_matrix * B, gsl_vector_complex * alpha, gsl_vector * beta, gsl_matrix_complex * vec, gsl_matrix * Q, gsl_matrix * Z, gsl_eigen_genv_workspace * w)` [Function]

This function is identical to `gsl_eigen_genv` except it also computes the left and right Schur vectors and stores them into *Q* and *Z* respectively.

## 14.7 Sorting Eigenvalues and Eigenvectors

`int gsl_eigen_symmv_sort (gsl_vector * eval, gsl_matrix * vec, gsl_eigen_sort_t sort_type)` [Function]

This function simultaneously sorts the eigenvalues stored in the vector *eval* and the corresponding real eigenvectors stored in the columns of the matrix *vec* into ascending or descending order according to the value of the parameter *sort\_type*,

`GSL_EIGEN_SORT_VAL_ASC`  
ascending order in numerical value

`GSL_EIGEN_SORT_VAL_DESC`  
descending order in numerical value

`GSL_EIGEN_SORT_ABS_ASC`  
ascending order in magnitude

`GSL_EIGEN_SORT_ABS_DESC`  
descending order in magnitude

`int gsl_eigen_hermv_sort (gsl_vector * eval, gsl_matrix_complex * vec, gsl_eigen_sort_t sort_type)` [Function]

This function simultaneously sorts the eigenvalues stored in the vector *eval* and the corresponding complex eigenvectors stored in the columns of the matrix *vec* into

ascending or descending order according to the value of the parameter *sort\_type* as shown above.

```
int gsl_eigen_nonsymmv_sort (gsl_vector_complex * eval, [Function]
 gsl_matrix_complex * evec, gsl_eigen_sort_t sort_type)
```

This function simultaneously sorts the eigenvalues stored in the vector *eval* and the corresponding complex eigenvectors stored in the columns of the matrix *evec* into ascending or descending order according to the value of the parameter *sort\_type* as shown above. Only `GSL_EIGEN_SORT_ABS_ASC` and `GSL_EIGEN_SORT_ABS_DESC` are supported due to the eigenvalues being complex.

```
int gsl_eigen_gensymmv_sort (gsl_vector * eval, gsl_matrix * evec, [Function]
 gsl_eigen_sort_t sort_type)
```

This function simultaneously sorts the eigenvalues stored in the vector *eval* and the corresponding real eigenvectors stored in the columns of the matrix *evec* into ascending or descending order according to the value of the parameter *sort\_type* as shown above.

```
int gsl_eigen_genhermv_sort (gsl_vector * eval, gsl_matrix_complex [Function]
 * evec, gsl_eigen_sort_t sort_type)
```

This function simultaneously sorts the eigenvalues stored in the vector *eval* and the corresponding complex eigenvectors stored in the columns of the matrix *evec* into ascending or descending order according to the value of the parameter *sort\_type* as shown above.

```
int gsl_eigen_genv_sort (gsl_vector_complex * alpha, gsl_vector * [Function]
 beta, gsl_matrix_complex * evec, gsl_eigen_sort_t sort_type)
```

This function simultaneously sorts the eigenvalues stored in the vectors (*alpha*, *beta*) and the corresponding complex eigenvectors stored in the columns of the matrix *evec* into ascending or descending order according to the value of the parameter *sort\_type* as shown above. Only `GSL_EIGEN_SORT_ABS_ASC` and `GSL_EIGEN_SORT_ABS_DESC` are supported due to the eigenvalues being complex.

## 14.8 Examples

The following program computes the eigenvalues and eigenvectors of the 4-th order Hilbert matrix,  $H(i, j) = 1/(i + j + 1)$ .

```
#include <stdio.h>
#include <gsl/gsl_math.h>
#include <gsl/gsl_eigen.h>

int
main (void)
{
 double data[] = { 1.0 , 1/2.0, 1/3.0, 1/4.0,
 1/2.0, 1/3.0, 1/4.0, 1/5.0,
 1/3.0, 1/4.0, 1/5.0, 1/6.0,
 1/4.0, 1/5.0, 1/6.0, 1/7.0 };
}
```

```

gsl_matrix_view m
 = gsl_matrix_view_array (data, 4, 4);

gsl_vector *eval = gsl_vector_alloc (4);
gsl_matrix *evec = gsl_matrix_alloc (4, 4);

gsl_eigen_symmv_workspace * w =
 gsl_eigen_symmv_alloc (4);

gsl_eigen_symmv (&m.matrix, eval, evec, w);

gsl_eigen_symmv_free (w);

gsl_eigen_symmv_sort (eval, evec,
 GSL_EIGEN_SORT_ABS_ASC);

{
 int i;

 for (i = 0; i < 4; i++)
 {
 double eval_i
 = gsl_vector_get (eval, i);
 gsl_vector_view evec_i
 = gsl_matrix_column (evec, i);

 printf ("eigenvalue = %g\n", eval_i);
 printf ("eigenvector = \n");
 gsl_vector_fprintf (stdout,
 &evec_i.vector, "%g");
 }
}

gsl_vector_free (eval);
gsl_matrix_free (evec);

return 0;
}

```

Here is the beginning of the output from the program,

```

$./a.out
eigenvalue = 9.67023e-05
eigenvector =
-0.0291933
0.328712
-0.791411

```

```
0.514553
```

```
...
```

This can be compared with the corresponding output from GNU OCTAVE,

```
octave> [v,d] = eig(hilb(4));
octave> diag(d)
ans =
```

```
9.6702e-05
6.7383e-03
1.6914e-01
1.5002e+00
```

```
octave> v
v =
```

```
0.029193 0.179186 -0.582076 0.792608
-0.328712 -0.741918 0.370502 0.451923
0.791411 0.100228 0.509579 0.322416
-0.514553 0.638283 0.514048 0.252161
```

Note that the eigenvectors can differ by a change of sign, since the sign of an eigenvector is arbitrary.

The following program illustrates the use of the nonsymmetric eigensolver, by computing the eigenvalues and eigenvectors of the Vandermonde matrix  $V(x; i, j) = x_i^{n-j}$  with  $x = (-1, -2, 3, 4)$ .

```
#include <stdio.h>
#include <gsl/gsl_math.h>
#include <gsl/gsl_eigen.h>

int
main (void)
{
 double data[] = { -1.0, 1.0, -1.0, 1.0,
 -8.0, 4.0, -2.0, 1.0,
 27.0, 9.0, 3.0, 1.0,
 64.0, 16.0, 4.0, 1.0 };

 gsl_matrix_view m
 = gsl_matrix_view_array (data, 4, 4);

 gsl_vector_complex *eval = gsl_vector_complex_alloc (4);
 gsl_matrix_complex *evec = gsl_matrix_complex_alloc (4, 4);

 gsl_eigen_nonsymmv_workspace * w =
 gsl_eigen_nonsymmv_alloc (4);

 gsl_eigen_nonsymmv (&m.matrix, eval, evec, w);
```



```

gsl_eigen_nonsymmv_free (w);

gsl_eigen_nonsymmv_sort (eval, evec,
 GSL_EIGEN_SORT_ABS_DESC);

{
 int i, j;

 for (i = 0; i < 4; i++)
 {
 gsl_complex eval_i
 = gsl_vector_complex_get (eval, i);
 gsl_vector_complex_view evec_i
 = gsl_matrix_complex_column (evec, i);

 printf ("eigenvalue = %g + %gi\n",
 GSL_REAL(eval_i), GSL_IMAG(eval_i));
 printf ("eigenvector = \n");
 for (j = 0; j < 4; ++j)
 {
 gsl_complex z = gsl_vector_complex_get(&evec_i.vector, j);
 printf("%g + %gi\n", GSL_REAL(z), GSL_IMAG(z));
 }
 }
}

gsl_vector_complex_free(eval);
gsl_matrix_complex_free(evec);

return 0;
}

```

Here is the beginning of the output from the program,

```

$./a.out
eigenvalue = -6.41391 + 0i
eigenvector =
-0.0998822 + 0i
-0.111251 + 0i
0.292501 + 0i
0.944505 + 0i
eigenvalue = 5.54555 + 3.08545i
eigenvector =
-0.043487 + -0.0076308i
0.0642377 + -0.142127i
-0.515253 + 0.0405118i
-0.840592 + -0.00148565i

```

...

This can be compared with the corresponding output from GNU OCTAVE,

```
octave> [v,d] = eig(vander([-1 -2 3 4]));
octave> diag(d)
ans =

 -6.4139 + 0.0000i
 5.5456 + 3.0854i
 5.5456 - 3.0854i
 2.3228 + 0.0000i

octave> v
v =

Columns 1 through 3:

 -0.09988 + 0.00000i -0.04350 - 0.00755i -0.04350 + 0.00755i
 -0.11125 + 0.00000i 0.06399 - 0.14224i 0.06399 + 0.14224i
 0.29250 + 0.00000i -0.51518 + 0.04142i -0.51518 - 0.04142i
 0.94451 + 0.00000i -0.84059 + 0.00000i -0.84059 - 0.00000i

Column 4:

 -0.14493 + 0.00000i
 0.35660 + 0.00000i
 0.91937 + 0.00000i
 0.08118 + 0.00000i
```

Note that the eigenvectors corresponding to the eigenvalue  $5.54555 + 3.08545i$  are slightly different. This is because they differ by the multiplicative constant  $0.9999984 + 0.0017674i$  which has magnitude 1.

## 14.9 References and Further Reading

Further information on the algorithms described in this section can be found in the following book,

G. H. Golub, C. F. Van Loan, *Matrix Computations* (3rd Ed, 1996), Johns Hopkins University Press, ISBN 0-8018-5414-8.

Further information on the generalized eigensystems QZ algorithm can be found in this paper,

C. Moler, G. Stewart, "An Algorithm for Generalized Matrix Eigenvalue Problems," SIAM J. Numer. Anal., Vol 10, No 2, 1973.

Eigensystem routines for very large matrices can be found in the Fortran library LAPACK. The LAPACK library is described in,

*LAPACK Users' Guide* (Third Edition, 1999), Published by SIAM, ISBN 0-89871-447-8.

<http://www.netlib.org/lapack>

The LAPACK source code can be found at the website above along with an online copy of the users guide.

## 15 Fast Fourier Transforms (FFTs)

This chapter describes functions for performing Fast Fourier Transforms (FFTs). The library includes radix-2 routines (for lengths which are a power of two) and mixed-radix routines (which work for any length). For efficiency there are separate versions of the routines for real data and for complex data. The mixed-radix routines are a reimplementaion of the FFTPACK library of Paul Swarztrauber. Fortran code for FFTPACK is available on Netlib (FFTPACK also includes some routines for sine and cosine transforms but these are currently not available in GSL). For details and derivations of the underlying algorithms consult the document *GSL FFT Algorithms* (see Section 15.8 [FFT References and Further Reading], page 171)

### 15.1 Mathematical Definitions

Fast Fourier Transforms are efficient algorithms for calculating the discrete fourier transform (DFT),

$$x_j = \sum_{k=0}^{N-1} z_k \exp(-2\pi i j k / N)$$

The DFT usually arises as an approximation to the continuous fourier transform when functions are sampled at discrete intervals in space or time. The naive evaluation of the discrete fourier transform is a matrix-vector multiplication  $Wz$ . A general matrix-vector multiplication takes  $O(N^2)$  operations for  $N$  data-points. Fast fourier transform algorithms use a divide-and-conquer strategy to factorize the matrix  $W$  into smaller sub-matrices, corresponding to the integer factors of the length  $N$ . If  $N$  can be factorized into a product of integers  $f_1 f_2 \dots f_n$  then the DFT can be computed in  $O(N \sum f_i)$  operations. For a radix-2 FFT this gives an operation count of  $O(N \log_2 N)$ .

All the FFT functions offer three types of transform: forwards, inverse and backwards, based on the same mathematical definitions. The definition of the *forward fourier transform*,  $x = \text{FFT}(z)$ , is,

$$x_j = \sum_{k=0}^{N-1} z_k \exp(-2\pi i j k / N)$$

and the definition of the *inverse fourier transform*,  $x = \text{IFFT}(z)$ , is,

$$z_j = \frac{1}{N} \sum_{k=0}^{N-1} x_k \exp(2\pi i j k / N).$$

The factor of  $1/N$  makes this a true inverse. For example, a call to `gsl_fft_complex_forward` followed by a call to `gsl_fft_complex_inverse` should return the original data (within numerical errors).

In general there are two possible choices for the sign of the exponential in the transform/inverse-transform pair. GSL follows the same convention as FFTPACK, using a negative exponential for the forward transform. The advantage of this convention is that the inverse transform recreates the original function with simple fourier synthesis. Numerical Recipes uses the opposite convention, a positive exponential in the forward transform.

The *backwards FFT* is simply our terminology for an unscaled version of the inverse FFT,

$$z_j^{\text{backwards}} = \sum_{k=0}^{N-1} x_k \exp(2\pi i j k / N).$$

When the overall scale of the result is unimportant it is often convenient to use the backwards FFT instead of the inverse to save unnecessary divisions.

## 15.2 Overview of complex data FFTs

The inputs and outputs for the complex FFT routines are *packed arrays* of floating point numbers. In a packed array the real and imaginary parts of each complex number are placed in alternate neighboring elements. For example, the following definition of a packed array of length 6,

```
double x[3*2];
gsl_complex_packed_array data = x;
```

can be used to hold an array of three complex numbers,  $z[3]$ , in the following way,

```
data[0] = Re(z[0])
data[1] = Im(z[0])
data[2] = Re(z[1])
data[3] = Im(z[1])
data[4] = Re(z[2])
data[5] = Im(z[2])
```

The array indices for the data have the same ordering as those in the definition of the DFT—i.e. there are no index transformations or permutations of the data.

A *stride* parameter allows the user to perform transforms on the elements  $z[\text{stride} \cdot i]$  instead of  $z[i]$ . A stride greater than 1 can be used to take an in-place FFT of the column of a matrix. A stride of 1 accesses the array without any additional spacing between elements.

To perform an FFT on a vector argument, such as `gsl_vector_complex * v`, use the following definitions (or their equivalents) when calling the functions described in this chapter:

```
gsl_complex_packed_array data = v->data;
size_t stride = v->stride;
size_t n = v->size;
```

For physical applications it is important to remember that the index appearing in the DFT does not correspond directly to a physical frequency. If the time-step of the DFT is  $\Delta$  then the frequency-domain includes both positive and negative frequencies, ranging from  $-1/(2\Delta)$  through 0 to  $+1/(2\Delta)$ . The positive frequencies are stored from the beginning of the array up to the middle, and the negative frequencies are stored backwards from the end of the array.

Here is a table which shows the layout of the array *data*, and the correspondence between the time-domain data  $z$ , and the frequency-domain data  $x$ .

| index | $z$        | $x = \text{FFT}(z)$ |
|-------|------------|---------------------|
| 0     | $z(t = 0)$ | $x(f = 0)$          |

|       |              |                                            |
|-------|--------------|--------------------------------------------|
| 1     | $z(t = 1)$   | $x(f = 1/(N \Delta))$                      |
| 2     | $z(t = 2)$   | $x(f = 2/(N \Delta))$                      |
| .     | .....        | .....                                      |
| $N/2$ | $z(t = N/2)$ | $x(f = +1/(2 \Delta),$<br>$-1/(2 \Delta))$ |
| .     | .....        | .....                                      |
| $N-3$ | $z(t = N-3)$ | $x(f = -3/(N \Delta))$                     |
| $N-2$ | $z(t = N-2)$ | $x(f = -2/(N \Delta))$                     |
| $N-1$ | $z(t = N-1)$ | $x(f = -1/(N \Delta))$                     |

When  $N$  is even the location  $N/2$  contains the most positive and negative frequencies  $(+1/(2\Delta), -1/(2\Delta))$  which are equivalent. If  $N$  is odd then general structure of the table above still applies, but  $N/2$  does not appear.

### 15.3 Radix-2 FFT routines for complex data

The radix-2 algorithms described in this section are simple and compact, although not necessarily the most efficient. They use the Cooley-Tukey algorithm to compute in-place complex FFTs for lengths which are a power of 2—no additional storage is required. The corresponding self-sorting mixed-radix routines offer better performance at the expense of requiring additional working space.

All the functions described in this section are declared in the header file ‘gsl\_fft\_complex.h’.

```
int gsl_fft_complex_radix2_forward (gsl_complex_packed_array [Function]
 data, size_t stride, size_t n)
int gsl_fft_complex_radix2_transform (gsl_complex_packed_array [Function]
 data, size_t stride, size_t n, gsl_fft_direction sign)
int gsl_fft_complex_radix2_backward (gsl_complex_packed_array [Function]
 data, size_t stride, size_t n)
int gsl_fft_complex_radix2_inverse (gsl_complex_packed_array [Function]
 data, size_t stride, size_t n)
```

These functions compute forward, backward and inverse FFTs of length  $n$  with stride  $stride$ , on the packed complex array  $data$  using an in-place radix-2 decimation-in-time algorithm. The length of the transform  $n$  is restricted to powers of two. For the **transform** version of the function the *sign* argument can be either **forward** ( $-1$ ) or **backward** ( $+1$ ).

The functions return a value of **GSL\_SUCCESS** if no errors were detected, or **GSL\_EDOM** if the length of the data  $n$  is not a power of two.

```
int gsl_fft_complex_radix2_dif_forward [Function]
 (gsl_complex_packed_array data, size_t stride, size_t n)
int gsl_fft_complex_radix2_dif_transform [Function]
 (gsl_complex_packed_array data, size_t stride, size_t n, gsl_fft_direction
 sign)
int gsl_fft_complex_radix2_dif_backward [Function]
 (gsl_complex_packed_array data, size_t stride, size_t n)
```

`int gsl_fft_complex_radix2_dif_inverse` [Function]  
     (*gsl\_complex\_packed\_array* *data*, *size\_t stride*, *size\_t n*)

These are decimation-in-frequency versions of the radix-2 FFT functions.

Here is an example program which computes the FFT of a short pulse in a sample of length 128. To make the resulting fourier transform real the pulse is defined for equal positive and negative times ( $-10 \dots 10$ ), where the negative times wrap around the end of the array.

```
#include <stdio.h>
#include <math.h>
#include <gsl/gsl_errno.h>
#include <gsl/gsl_fft_complex.h>

#define REAL(z,i) ((z)[2*(i)])
#define IMAG(z,i) ((z)[2*(i)+1])

int
main (void)
{
 int i; double data[2*128];

 for (i = 0; i < 128; i++)
 {
 REAL(data,i) = 0.0; IMAG(data,i) = 0.0;
 }

 REAL(data,0) = 1.0;

 for (i = 1; i <= 10; i++)
 {
 REAL(data,i) = REAL(data,128-i) = 1.0;
 }

 for (i = 0; i < 128; i++)
 {
 printf ("%d %e %e\n", i,
 REAL(data,i), IMAG(data,i));
 }
 printf ("\n");

 gsl_fft_complex_radix2_forward (data, 1, 128);

 for (i = 0; i < 128; i++)
 {
 printf ("%d %e %e\n", i,
 REAL(data,i)/sqrt(128),
 IMAG(data,i)/sqrt(128));
 }
}
```

```

 }

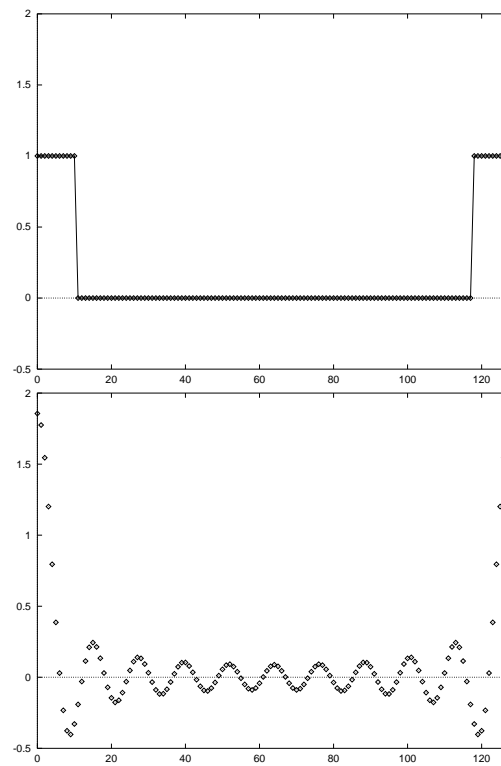
 return 0;
}

```

Note that we have assumed that the program is using the default error handler (which calls `abort` for any errors). If you are not using a safe error handler you would need to check the return status of `gsl_fft_complex_radix2_forward`.

The transformed data is rescaled by  $1/\sqrt{N}$  so that it fits on the same plot as the input. Only the real part is shown, by the choice of the input data the imaginary part is zero. Allowing for the wrap-around of negative times at  $t = 128$ , and working in units of  $k/N$ , the DFT approximates the continuum fourier transform, giving a modulated sine function.

$$\int_{-a}^{+a} e^{-2\pi i k x} dx = \frac{\sin(2\pi k a)}{\pi k}$$



A pulse and its discrete fourier transform, output from the example program.

## 15.4 Mixed-radix FFT routines for complex data

This section describes mixed-radix FFT algorithms for complex data. The mixed-radix functions work for FFTs of any length. They are a reimplementaion of Paul Swarztrauber's Fortran FFTPACK library. The theory is explained in the review article *Self-sorting Mixed-radix FFTs* by Clive Temperton. The routines here use the same indexing scheme and basic algorithms as FFTPACK.



The mixed-radix algorithm is based on sub-transform modules—highly optimized small length FFTs which are combined to create larger FFTs. There are efficient modules for factors of 2, 3, 4, 5, 6 and 7. The modules for the composite factors of 4 and 6 are faster than combining the modules for  $2 * 2$  and  $2 * 3$ .

For factors which are not implemented as modules there is a fall-back to a general length- $n$  module which uses Singleton's method for efficiently computing a DFT. This module is  $O(n^2)$ , and slower than a dedicated module would be but works for any length  $n$ . Of course, lengths which use the general length- $n$  module will still be factorized as much as possible. For example, a length of 143 will be factorized into  $11 * 13$ . Large prime factors are the worst case scenario, e.g. as found in  $n = 2 * 3 * 99991$ , and should be avoided because their  $O(n^2)$  scaling will dominate the run-time (consult the document *GSL FFT Algorithms* included in the GSL distribution if you encounter this problem).

The mixed-radix initialization function `gsl_fft_complex_wavetable_alloc` returns the list of factors chosen by the library for a given length  $N$ . It can be used to check how well the length has been factorized, and estimate the run-time. To a first approximation the run-time scales as  $N \sum f_i$ , where the  $f_i$  are the factors of  $N$ . For programs under user control you may wish to issue a warning that the transform will be slow when the length is poorly factorized. If you frequently encounter data lengths which cannot be factorized using the existing small-prime modules consult *GSL FFT Algorithms* for details on adding support for other factors.

All the functions described in this section are declared in the header file `'gsl_fft_complex.h'`.

```
gsl_fft_complex_wavetable * [Function]
gsl_fft_complex_wavetable_alloc (size_t n)
```

This function prepares a trigonometric lookup table for a complex FFT of length  $n$ . The function returns a pointer to the newly allocated `gsl_fft_complex_wavetable` if no errors were detected, and a null pointer in the case of error. The length  $n$  is factorized into a product of subtransforms, and the factors and their trigonometric coefficients are stored in the wavetable. The trigonometric coefficients are computed using direct calls to `sin` and `cos`, for accuracy. Recursion relations could be used to compute the lookup table faster, but if an application performs many FFTs of the same length then this computation is a one-off overhead which does not affect the final throughput.

The wavetable structure can be used repeatedly for any transform of the same length. The table is not modified by calls to any of the other FFT functions. The same wavetable can be used for both forward and backward (or inverse) transforms of a given length.

```
void gsl_fft_complex_wavetable_free (gsl_fft_complex_wavetable * [Function]
wavetable)
```

This function frees the memory associated with the wavetable `wavetable`. The wavetable can be freed if no further FFTs of the same length will be needed.

These functions operate on a `gsl_fft_complex_wavetable` structure which contains internal parameters for the FFT. It is not necessary to set any of the components directly but it can sometimes be useful to examine them. For example, the chosen factorization of the

FFT length is given and can be used to provide an estimate of the run-time or numerical error. The wavetable structure is declared in the header file ‘gsl\_fft\_complex.h’.

**gsl\_fft\_complex\_wavetable** [Data Type]

This is a structure that holds the factorization and trigonometric lookup tables for the mixed radix fft algorithm. It has the following components:

**size\_t n** This is the number of complex data points

**size\_t nf** This is the number of factors that the length **n** was decomposed into.

**size\_t factor[64]**

This is the array of factors. Only the first **nf** elements are used.

**gsl\_complex \* trig**

This is a pointer to a preallocated trigonometric lookup table of **n** complex elements.

**gsl\_complex \* twiddle[64]**

This is an array of pointers into **trig**, giving the twiddle factors for each pass.

The mixed radix algorithms require additional working space to hold the intermediate steps of the transform.

**gsl\_fft\_complex\_workspace \*** [Function]

**gsl\_fft\_complex\_workspace\_alloc (size\_t n)**

This function allocates a workspace for a complex transform of length **n**.

**void gsl\_fft\_complex\_workspace\_free (gsl\_fft\_complex\_workspace \* workspace)** [Function]

This function frees the memory associated with the workspace **workspace**. The workspace can be freed if no further FFTs of the same length will be needed.

The following functions compute the transform,

**int gsl\_fft\_complex\_forward (gsl\_complex\_packed\_array data, size\_t stride, size\_t n, const gsl\_fft\_complex\_wavetable \* wavetable, gsl\_fft\_complex\_workspace \* work)** [Function]

**int gsl\_fft\_complex\_transform (gsl\_complex\_packed\_array data, size\_t stride, size\_t n, const gsl\_fft\_complex\_wavetable \* wavetable, gsl\_fft\_complex\_workspace \* work, gsl\_fft\_direction sign)** [Function]

**int gsl\_fft\_complex\_backward (gsl\_complex\_packed\_array data, size\_t stride, size\_t n, const gsl\_fft\_complex\_wavetable \* wavetable, gsl\_fft\_complex\_workspace \* work)** [Function]

**int gsl\_fft\_complex\_inverse (gsl\_complex\_packed\_array data, size\_t stride, size\_t n, const gsl\_fft\_complex\_wavetable \* wavetable, gsl\_fft\_complex\_workspace \* work)** [Function]

These functions compute forward, backward and inverse FFTs of length **n** with stride **stride**, on the packed complex array **data**, using a mixed radix decimation-in-frequency algorithm. There is no restriction on the length **n**. Efficient modules are provided for subtransforms of length 2, 3, 4, 5, 6 and 7. Any remaining factors are computed with

a slow,  $O(n^2)$ , general- $n$  module. The caller must supply a *wavetable* containing the trigonometric lookup tables and a workspace *work*. For the **transform** version of the function the *sign* argument can be either **forward** ( $-1$ ) or **backward** ( $+1$ ).

The functions return a value of 0 if no errors were detected. The following **gsl\_errno** conditions are defined for these functions:

**GSL\_EDOM** The length of the data  $n$  is not a positive integer (i.e.  $n$  is zero).

**GSL\_EINVAL**

The length of the data  $n$  and the length used to compute the given *wavetable* do not match.

Here is an example program which computes the FFT of a short pulse in a sample of length 630 ( $= 2 * 3 * 3 * 5 * 7$ ) using the mixed-radix algorithm.

```
#include <stdio.h>
#include <math.h>
#include <gsl/gsl_errno.h>
#include <gsl/gsl_fft_complex.h>

#define REAL(z,i) ((z)[2*(i)])
#define IMAG(z,i) ((z)[2*(i)+1])

int
main (void)
{
 int i;
 const int n = 630;
 double data[2*n];

 gsl_fft_complex_wavetable * wavetable;
 gsl_fft_complex_workspace * workspace;

 for (i = 0; i < n; i++)
 {
 REAL(data,i) = 0.0;
 IMAG(data,i) = 0.0;
 }

 data[0] = 1.0;

 for (i = 1; i <= 10; i++)
 {
 REAL(data,i) = REAL(data,n-i) = 1.0;
 }

 for (i = 0; i < n; i++)
 {
 printf ("%d: %e %e\n", i, REAL(data,i),
```

```

 IMAG(data,i));
 }
 printf ("\n");

 wavetable = gsl_fft_complex_wavetable_alloc (n);
 workspace = gsl_fft_complex_workspace_alloc (n);

 for (i = 0; i < wavetable->nf; i++)
 {
 printf ("# factor %d: %d\n", i,
 wavetable->factor[i]);
 }

 gsl_fft_complex_forward (data, 1, n,
 wavetable, workspace);

 for (i = 0; i < n; i++)
 {
 printf ("%d: %e %e\n", i, REAL(data,i),
 IMAG(data,i));
 }

 gsl_fft_complex_wavetable_free (wavetable);
 gsl_fft_complex_workspace_free (workspace);
 return 0;
}

```

Note that we have assumed that the program is using the default `gsl` error handler (which calls `abort` for any errors). If you are not using a safe error handler you would need to check the return status of all the `gsl` routines.

## 15.5 Overview of real data FFTs

The functions for real data are similar to those for complex data. However, there is an important difference between forward and inverse transforms. The fourier transform of a real sequence is not real. It is a complex sequence with a special symmetry:

$$z_k = z_{N-k}^*$$

A sequence with this symmetry is called *conjugate-complex* or *half-complex*. This different structure requires different storage layouts for the forward transform (from real to half-complex) and inverse transform (from half-complex back to real). As a consequence the routines are divided into two sets: functions in `gsl_fft_real` which operate on real sequences and functions in `gsl_fft_halfcomplex` which operate on half-complex sequences.

Functions in `gsl_fft_real` compute the frequency coefficients of a real sequence. The half-complex coefficients  $c$  of a real sequence  $x$  are given by fourier analysis,

$$c_k = \sum_{j=0}^{N-1} x_j \exp(-2\pi i j k / N)$$

Functions in `gsl_fft_halfcomplex` compute inverse or backwards transforms. They reconstruct real sequences by fourier synthesis from their half-complex frequency coefficients,  $c$ ,

$$x_j = \frac{1}{N} \sum_{k=0}^{N-1} c_k \exp(2\pi i j k / N)$$

The symmetry of the half-complex sequence implies that only half of the complex numbers in the output need to be stored. The remaining half can be reconstructed using the half-complex symmetry condition. This works for all lengths, even and odd—when the length is even the middle value where  $k = N/2$  is also real. Thus only  $N$  real numbers are required to store the half-complex sequence, and the transform of a real sequence can be stored in the same size array as the original data.

The precise storage arrangements depend on the algorithm, and are different for radix-2 and mixed-radix routines. The radix-2 function operates in-place, which constrains the locations where each element can be stored. The restriction forces real and imaginary parts to be stored far apart. The mixed-radix algorithm does not have this restriction, and it stores the real and imaginary parts of a given term in neighboring locations (which is desirable for better locality of memory accesses).

## 15.6 Radix-2 FFT routines for real data

This section describes radix-2 FFT algorithms for real data. They use the Cooley-Tukey algorithm to compute in-place FFTs for lengths which are a power of 2.

The radix-2 FFT functions for real data are declared in the header files ‘`gsl_fft_real.h`’

```
int gsl_fft_real_radix2_transform (double data[], size_t stride, [Function]
 size_t n)
```

This function computes an in-place radix-2 FFT of length  $n$  and stride  $stride$  on the real array  $data$ . The output is a half-complex sequence, which is stored in-place. The arrangement of the half-complex terms uses the following scheme: for  $k < N/2$  the real part of the  $k$ -th term is stored in location  $k$ , and the corresponding imaginary part is stored in location  $N - k$ . Terms with  $k > N/2$  can be reconstructed using the symmetry  $z_k = z_{N-k}^*$ . The terms for  $k = 0$  and  $k = N/2$  are both purely real, and count as a special case. Their real parts are stored in locations 0 and  $N/2$  respectively, while their imaginary parts which are zero are not stored.

The following table shows the correspondence between the output  $data$  and the equivalent results obtained by considering the input data as a complex sequence with zero imaginary part,

|                              |   |                        |
|------------------------------|---|------------------------|
| <code>complex[0].real</code> | = | <code>data[0]</code>   |
| <code>complex[0].imag</code> | = | 0                      |
| <code>complex[1].real</code> | = | <code>data[1]</code>   |
| <code>complex[1].imag</code> | = | <code>data[N-1]</code> |
| .....                        |   | .....                  |
| <code>complex[k].real</code> | = | <code>data[k]</code>   |
| <code>complex[k].imag</code> | = | <code>data[N-k]</code> |
| .....                        |   | .....                  |

```

complex[N/2].real = data[N/2]
complex[N/2].imag = 0
.....
complex[k'].real = data[k] k' = N - k
complex[k'].imag = -data[N-k]
.....
complex[N-1].real = data[1]
complex[N-1].imag = -data[N-1]

```

Note that the output data can be converted into the full complex sequence using the function `gsl_fft_halfcomplex_unpack` described in the next section.

The radix-2 FFT functions for halfcomplex data are declared in the header file ‘`gsl_fft_halfcomplex.h`’.

```

int gsl_fft_halfcomplex_radix2_inverse (double data[], size_t [Function]
 stride, size_t n)
int gsl_fft_halfcomplex_radix2_backward (double data[], size_t [Function]
 stride, size_t n)

```

These functions compute the inverse or backwards in-place radix-2 FFT of length  $n$  and stride  $stride$  on the half-complex sequence  $data$  stored according the output scheme used by `gsl_fft_real_radix2`. The result is a real array stored in natural order.

## 15.7 Mixed-radix FFT routines for real data

This section describes mixed-radix FFT algorithms for real data. The mixed-radix functions work for FFTs of any length. They are a reimplementaion of the real-FFT routines in the Fortran FFTPACK library by Paul Swarztrauber. The theory behind the algorithm is explained in the article *Fast Mixed-Radix Real Fourier Transforms* by Clive Temperton. The routines here use the same indexing scheme and basic algorithms as FFTPACK.

The functions use the FFTPACK storage convention for half-complex sequences. In this convention the half-complex transform of a real sequence is stored with frequencies in increasing order, starting at zero, with the real and imaginary parts of each frequency in neighboring locations. When a value is known to be real the imaginary part is not stored. The imaginary part of the zero-frequency component is never stored. It is known to be zero (since the zero frequency component is simply the sum of the input data (all real)). For a sequence of even length the imaginary part of the frequency  $n/2$  is not stored either, since the symmetry  $z_k = z_{N-k}^*$  implies that this is purely real too.

The storage scheme is best shown by some examples. The table below shows the output for an odd-length sequence,  $n = 5$ . The two columns give the correspondence between the 5 values in the half-complex sequence returned by `gsl_fft_real_transform`, `halfcomplex[]` and the values `complex[]` that would be returned if the same real input sequence were passed to `gsl_fft_complex_backward` as a complex sequence (with imaginary parts set to 0),

```

complex[0].real = halfcomplex[0]
complex[0].imag = 0
complex[1].real = halfcomplex[1]
complex[1].imag = halfcomplex[2]

```

```

complex[2].real = halfcomplex[3]
complex[2].imag = halfcomplex[4]
complex[3].real = halfcomplex[3]
complex[3].imag = -halfcomplex[4]
complex[4].real = halfcomplex[1]
complex[4].imag = -halfcomplex[2]

```

The upper elements of the *complex* array, *complex*[3] and *complex*[4] are filled in using the symmetry condition. The imaginary part of the zero-frequency term *complex*[0].imag is known to be zero by the symmetry.

The next table shows the output for an even-length sequence,  $n = 6$  In the even case there are two values which are purely real,

```

complex[0].real = halfcomplex[0]
complex[0].imag = 0
complex[1].real = halfcomplex[1]
complex[1].imag = halfcomplex[2]
complex[2].real = halfcomplex[3]
complex[2].imag = halfcomplex[4]
complex[3].real = halfcomplex[5]
complex[3].imag = 0
complex[4].real = halfcomplex[3]
complex[4].imag = -halfcomplex[4]
complex[5].real = halfcomplex[1]
complex[5].imag = -halfcomplex[2]

```

The upper elements of the *complex* array, *complex*[4] and *complex*[5] are filled in using the symmetry condition. Both *complex*[0].imag and *complex*[3].imag are known to be zero.

All these functions are declared in the header files ‘*gsl\_fft\_real.h*’ and ‘*gsl\_fft\_halfcomplex.h*’.

```

gsl_fft_real_wavetable * gsl_fft_real_wavetable_alloc [Function]
 (size_t n)
gsl_fft_halfcomplex_wavetable * [Function]
 gsl_fft_halfcomplex_wavetable_alloc (size_t n)

```

These functions prepare trigonometric lookup tables for an FFT of size  $n$  real elements. The functions return a pointer to the newly allocated struct if no errors were detected, and a null pointer in the case of error. The length  $n$  is factorized into a product of subtransforms, and the factors and their trigonometric coefficients are stored in the wavetable. The trigonometric coefficients are computed using direct calls to *sin* and *cos*, for accuracy. Recursion relations could be used to compute the lookup table faster, but if an application performs many FFTs of the same length then computing the wavetable is a one-off overhead which does not affect the final throughput.

The wavetable structure can be used repeatedly for any transform of the same length. The table is not modified by calls to any of the other FFT functions. The appropriate type of wavetable must be used for forward real or inverse half-complex transforms.

```
void gsl_fft_real_wavetable_free (gsl_fft_real_wavetable * wavetable) [Function]
```

```
void gsl_fft_halfcomplex_wavetable_free (gsl_fft_halfcomplex_wavetable * wavetable) [Function]
```

These functions free the memory associated with the wavetable *wavetable*. The wavetable can be freed if no further FFTs of the same length will be needed.

The mixed radix algorithms require additional working space to hold the intermediate steps of the transform,

```
gsl_fft_real_workspace * gsl_fft_real_workspace_alloc (size_t n) [Function]
```

This function allocates a workspace for a real transform of length *n*. The same workspace can be used for both forward real and inverse halfcomplex transforms.

```
void gsl_fft_real_workspace_free (gsl_fft_real_workspace * workspace) [Function]
```

This function frees the memory associated with the workspace *workspace*. The workspace can be freed if no further FFTs of the same length will be needed.

The following functions compute the transforms of real and half-complex data,

```
int gsl_fft_real_transform (double data[], size_t stride, size_t n, [Function]
 const gsl_fft_real_wavetable * wavetable, gsl_fft_real_workspace * work)
```

```
int gsl_fft_halfcomplex_transform (double data[], size_t stride, [Function]
 size_t n, const gsl_fft_halfcomplex_wavetable * wavetable,
 gsl_fft_real_workspace * work)
```

These functions compute the FFT of *data*, a real or half-complex array of length *n*, using a mixed radix decimation-in-frequency algorithm. For `gsl_fft_real_transform` *data* is an array of time-ordered real data. For `gsl_fft_halfcomplex_transform` *data* contains fourier coefficients in the half-complex ordering described above. There is no restriction on the length *n*. Efficient modules are provided for subtransforms of length 2, 3, 4 and 5. Any remaining factors are computed with a slow,  $O(n^2)$ , general-*n* module. The caller must supply a *wavetable* containing trigonometric lookup tables and a workspace *work*.

```
int gsl_fft_real_unpack (const double real_coefficient[], [Function]
 gsl_complex_packed_array complex_coefficient, size_t stride, size_t n)
```

This function converts a single real array, *real\_coefficient* into an equivalent complex array, *complex\_coefficient*, (with imaginary part set to zero), suitable for `gsl_fft_complex` routines. The algorithm for the conversion is simply,

```
for (i = 0; i < n; i++)
{
 complex_coefficient[i].real
 = real_coefficient[i];
 complex_coefficient[i].imag
 = 0.0;
}
```



```
int gsl_fft_halfcomplex_unpack (const double [Function]
 halfcomplex_coefficient[], gsl_complex_packed_array
 complex_coefficient, size_t stride, size_t n)
```

This function converts *halfcomplex\_coefficient*, an array of half-complex coefficients as returned by `gsl_fft_real_transform`, into an ordinary complex array, *complex\_coefficient*. It fills in the complex array using the symmetry  $z_k = z_{N-k}^*$  to reconstruct the redundant elements. The algorithm for the conversion is,

```
 complex_coefficient[0].real
 = halfcomplex_coefficient[0];
 complex_coefficient[0].imag
 = 0.0;

 for (i = 1; i < n - i; i++)
 {
 double hc_real
 = halfcomplex_coefficient[2 * i - 1];
 double hc_imag
 = halfcomplex_coefficient[2 * i];
 complex_coefficient[i].real = hc_real;
 complex_coefficient[i].imag = hc_imag;
 complex_coefficient[n - i].real = hc_real;
 complex_coefficient[n - i].imag = -hc_imag;
 }

 if (i == n - i)
 {
 complex_coefficient[i].real
 = halfcomplex_coefficient[n - 1];
 complex_coefficient[i].imag
 = 0.0;
 }
```

Here is an example program using `gsl_fft_real_transform` and `gsl_fft_halfcomplex_inverse`. It generates a real signal in the shape of a square pulse. The pulse is fourier transformed to frequency space, and all but the lowest ten frequency components are removed from the array of fourier coefficients returned by `gsl_fft_real_transform`.

The remaining fourier coefficients are transformed back to the time-domain, to give a filtered version of the square pulse. Since fourier coefficients are stored using the half-complex symmetry both positive and negative frequencies are removed and the final filtered signal is also real.

```
#include <stdio.h>
#include <math.h>
#include <gsl/gsl_errno.h>
#include <gsl/gsl_fft_real.h>
#include <gsl/gsl_fft_halfcomplex.h>

int
```

```
main (void)
{
 int i, n = 100;
 double data[n];

 gsl_fft_real_wavetable * real;
 gsl_fft_halfcomplex_wavetable * hc;
 gsl_fft_real_workspace * work;

 for (i = 0; i < n; i++)
 {
 data[i] = 0.0;
 }

 for (i = n / 3; i < 2 * n / 3; i++)
 {
 data[i] = 1.0;
 }

 for (i = 0; i < n; i++)
 {
 printf ("%d: %e\n", i, data[i]);
 }
 printf ("\n");

 work = gsl_fft_real_workspace_alloc (n);
 real = gsl_fft_real_wavetable_alloc (n);

 gsl_fft_real_transform (data, 1, n,
 real, work);

 gsl_fft_real_wavetable_free (real);

 for (i = 11; i < n; i++)
 {
 data[i] = 0;
 }

 hc = gsl_fft_halfcomplex_wavetable_alloc (n);

 gsl_fft_halfcomplex_inverse (data, 1, n,
 hc, work);
 gsl_fft_halfcomplex_wavetable_free (hc);

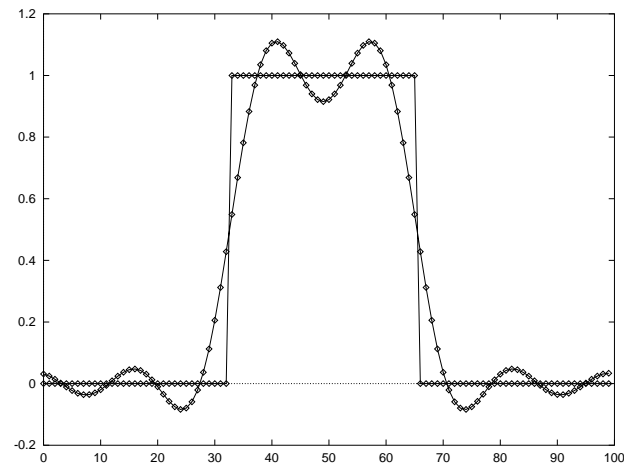
 for (i = 0; i < n; i++)
 {
 printf ("%d: %e\n", i, data[i]);
 }
}
```

```

 }

 gsl_fft_real_workspace_free (work);
 return 0;
}

```



Low-pass filtered version of a real pulse,  
output from the example program.

## 15.8 References and Further Reading

A good starting point for learning more about the FFT is the review article *Fast Fourier Transforms: A Tutorial Review and A State of the Art* by Duhamel and Vetterli,

P. Duhamel and M. Vetterli. Fast fourier transforms: A tutorial review and a state of the art. *Signal Processing*, 19:259–299, 1990.

To find out about the algorithms used in the GSL routines you may want to consult the document *GSL FFT Algorithms* (it is included in GSL, as ‘doc/fftalgorithms.tex’). This has general information on FFTs and explicit derivations of the implementation for each routine. There are also references to the relevant literature. For convenience some of the more important references are reproduced below.

There are several introductory books on the FFT with example programs, such as *The Fast Fourier Transform* by Brigham and *DFT/FFT and Convolution Algorithms* by Burrus and Parks,

E. Oran Brigham. *The Fast Fourier Transform*. Prentice Hall, 1974.

C. S. Burrus and T. W. Parks. *DFT/FFT and Convolution Algorithms*. Wiley, 1984.

Both these introductory books cover the radix-2 FFT in some detail. The mixed-radix algorithm at the heart of the FFTPACK routines is reviewed in Clive Temperton’s paper,

Clive Temperton. Self-sorting mixed-radix fast fourier transforms. *Journal of Computational Physics*, 52(1):1–23, 1983.

The derivation of FFTs for real-valued data is explained in the following two articles,

Henrik V. Sorenson, Douglas L. Jones, Michael T. Heideman, and C. Sidney Burrus. Real-valued fast fourier transform algorithms. *IEEE Transactions on Acoustics, Speech, and Signal Processing*, ASSP-35(6):849–863, 1987.

Clive Temperton. Fast mixed-radix real fourier transforms. *Journal of Computational Physics*, 52:340–350, 1983.

In 1979 the IEEE published a compendium of carefully-reviewed Fortran FFT programs in *Programs for Digital Signal Processing*. It is a useful reference for implementations of many different FFT algorithms,

Digital Signal Processing Committee and IEEE Acoustics, Speech, and Signal Processing Committee, editors. *Programs for Digital Signal Processing*. IEEE Press, 1979.

For large-scale FFT work we recommend the use of the dedicated FFTW library by Frigo and Johnson. The FFTW library is self-optimizing—it automatically tunes itself for each hardware platform in order to achieve maximum performance. It is available under the GNU GPL.

FFTW Website, <http://www.fftw.org/>

The source code for FFTPACK is available from Netlib,

FFTPACK, <http://www.netlib.org/fftpack/>

## 16 Numerical Integration

This chapter describes routines for performing numerical integration (quadrature) of a function in one dimension. There are routines for adaptive and non-adaptive integration of general functions, with specialised routines for specific cases. These include integration over infinite and semi-infinite ranges, singular integrals, including logarithmic singularities, computation of Cauchy principal values and oscillatory integrals. The library reimplements the algorithms used in QUADPACK, a numerical integration package written by Piessens, Doncker-Kapenga, Uberhuber and Kahaner. Fortran code for QUADPACK is available on Netlib.

The functions described in this chapter are declared in the header file ‘`gsl_integration.h`’.

### 16.1 Introduction

Each algorithm computes an approximation to a definite integral of the form,

$$I = \int_a^b f(x)w(x) dx$$

where  $w(x)$  is a weight function (for general integrands  $w(x) = 1$ ). The user provides absolute and relative error bounds ( $epsabs, epsrel$ ) which specify the following accuracy requirement,

$$|RESULT - I| \leq \max(epsabs, epsrel|I|)$$

where  $RESULT$  is the numerical approximation obtained by the algorithm. The algorithms attempt to estimate the absolute error  $ABSEERR = |RESULT - I|$  in such a way that the following inequality holds,

$$|RESULT - I| \leq ABSEERR \leq \max(epsabs, epsrel|I|)$$

The routines will fail to converge if the error bounds are too stringent, but always return the best approximation obtained up to that stage.

The algorithms in QUADPACK use a naming convention based on the following letters,

**Q** - quadrature routine

**N** - non-adaptive integrator

**A** - adaptive integrator

**G** - general integrand (user-defined)

**W** - weight function with integrand

**S** - singularities can be more readily integrated

**P** - points of special difficulty can be supplied

**I** - infinite range of integration

**O** - oscillatory weight function, cos or sin

**F** - Fourier integral

**C** - Cauchy principal value

The algorithms are built on pairs of quadrature rules, a higher order rule and a lower order rule. The higher order rule is used to compute the best approximation to an integral over a small range. The difference between the results of the higher order rule and the lower order rule gives an estimate of the error in the approximation.

### 16.1.1 Integrands without weight functions

The algorithms for general functions (without a weight function) are based on Gauss-Kronrod rules.

A Gauss-Kronrod rule begins with a classical Gaussian quadrature rule of order  $m$ . This is extended with additional points between each of the abscissae to give a higher order Kronrod rule of order  $2m + 1$ . The Kronrod rule is efficient because it reuses existing function evaluations from the Gaussian rule.

The higher order Kronrod rule is used as the best approximation to the integral, and the difference between the two rules is used as an estimate of the error in the approximation.

### 16.1.2 Integrands with weight functions

For integrands with weight functions the algorithms use Clenshaw-Curtis quadrature rules.

A Clenshaw-Curtis rule begins with an  $n$ -th order Chebyshev polynomial approximation to the integrand. This polynomial can be integrated exactly to give an approximation to the integral of the original function. The Chebyshev expansion can be extended to higher orders to improve the approximation and provide an estimate of the error.

### 16.1.3 Integrands with singular weight functions

The presence of singularities (or other behavior) in the integrand can cause slow convergence in the Chebyshev approximation. The modified Clenshaw-Curtis rules used in QUADPACK separate out several common weight functions which cause slow convergence.

These weight functions are integrated analytically against the Chebyshev polynomials to precompute *modified Chebyshev moments*. Combining the moments with the Chebyshev approximation to the function gives the desired integral. The use of analytic integration for the singular part of the function allows exact cancellations and substantially improves the overall convergence behavior of the integration.

## 16.2 QNG non-adaptive Gauss-Kronrod integration

The QNG algorithm is a non-adaptive procedure which uses fixed Gauss-Kronrod abscissae to sample the integrand at a maximum of 87 points. It is provided for fast integration of smooth functions.

```
int gsl_integration_qng (const gsl_function * f, double a, double b, [Function]
 double epsabs, double epsrel, double * result, double * abserr, size_t *
 neval)
```

This function applies the Gauss-Kronrod 10-point, 21-point, 43-point and 87-point integration rules in succession until an estimate of the integral of  $f$  over  $(a, b)$  is achieved within the desired absolute and relative error limits, *epsabs* and *epsrel*. The function returns the final approximation, *result*, an estimate of the absolute error, *abserr* and the number of function evaluations used, *neval*. The Gauss-Kronrod rules

are designed in such a way that each rule uses all the results of its predecessors, in order to minimize the total number of function evaluations.

### 16.3 QAG adaptive integration

The QAG algorithm is a simple adaptive integration procedure. The integration region is divided into subintervals, and on each iteration the subinterval with the largest estimated error is bisected. This reduces the overall error rapidly, as the subintervals become concentrated around local difficulties in the integrand. These subintervals are managed by a `gsl_integration_workspace` struct, which handles the memory for the subinterval ranges, results and error estimates.

`gsl_integration_workspace *` [Function]

`gsl_integration_workspace_alloc (size_t n)`

This function allocates a workspace sufficient to hold *n* double precision intervals, their integration results and error estimates.

`void gsl_integration_workspace_free (gsl_integration_workspace * w)` [Function]

This function frees the memory associated with the workspace *w*.

`int gsl_integration_qag (const gsl_function * f, double a, double b, [Function]  
double epsabs, double epsrel, size_t limit, int key,  
gsl_integration_workspace * workspace, double * result, double * abserr)`

This function applies an integration rule adaptively until an estimate of the integral of *f* over (*a*, *b*) is achieved within the desired absolute and relative error limits, *epsabs* and *epsrel*. The function returns the final approximation, *result*, and an estimate of the absolute error, *abserr*. The integration rule is determined by the value of *key*, which should be chosen from the following symbolic names,

```
GSL_INTEG_GAUSS15 (key = 1)
GSL_INTEG_GAUSS21 (key = 2)
GSL_INTEG_GAUSS31 (key = 3)
GSL_INTEG_GAUSS41 (key = 4)
GSL_INTEG_GAUSS51 (key = 5)
GSL_INTEG_GAUSS61 (key = 6)
```

corresponding to the 15, 21, 31, 41, 51 and 61 point Gauss-Kronrod rules. The higher-order rules give better accuracy for smooth functions, while lower-order rules save time when the function contains local difficulties, such as discontinuities.

On each iteration the adaptive integration strategy bisects the interval with the largest error estimate. The subintervals and their results are stored in the memory provided by *workspace*. The maximum number of subintervals is given by *limit*, which may not exceed the allocated size of the workspace.

### 16.4 QAGS adaptive integration with singularities

The presence of an integrable singularity in the integration region causes an adaptive routine to concentrate new subintervals around the singularity. As the subintervals decrease in size the successive approximations to the integral converge in a limiting fashion. This approach

to the limit can be accelerated using an extrapolation procedure. The QAGS algorithm combines adaptive bisection with the Wynn epsilon-algorithm to speed up the integration of many types of integrable singularities.

```
int gsl_integration_qags (const gsl_function *f, double a, double b, [Function]
 double epsabs, double epsrel, size_t limit, gsl_integration_workspace *
 workspace, double *result, double *abserr)
```

This function applies the Gauss-Kronrod 21-point integration rule adaptively until an estimate of the integral of  $f$  over  $(a, b)$  is achieved within the desired absolute and relative error limits,  $epsabs$  and  $epsrel$ . The results are extrapolated using the epsilon-algorithm, which accelerates the convergence of the integral in the presence of discontinuities and integrable singularities. The function returns the final approximation from the extrapolation,  $result$ , and an estimate of the absolute error,  $abserr$ . The subintervals and their results are stored in the memory provided by  $workspace$ . The maximum number of subintervals is given by  $limit$ , which may not exceed the allocated size of the workspace.

## 16.5 QAGP adaptive integration with known singular points

```
int gsl_integration_qagp (const gsl_function *f, double *pts, size_t [Function]
 npts, double epsabs, double epsrel, size_t limit, gsl_integration_workspace
 *workspace, double *result, double *abserr)
```

This function applies the adaptive integration algorithm QAGS taking account of the user-supplied locations of singular points. The array  $pts$  of length  $npts$  should contain the endpoints of the integration ranges defined by the integration region and locations of the singularities. For example, to integrate over the region  $(a, b)$  with break-points at  $x_1, x_2, x_3$  (where  $a < x_1 < x_2 < x_3 < b$ ) the following  $pts$  array should be used

```
pts[0] = a
pts[1] = x_1
pts[2] = x_2
pts[3] = x_3
pts[4] = b
```

with  $npts = 5$ .

If you know the locations of the singular points in the integration region then this routine will be faster than QAGS.

## 16.6 QAGI adaptive integration on infinite intervals

```
int gsl_integration_qagi (gsl_function *f, double epsabs, double [Function]
 epsrel, size_t limit, gsl_integration_workspace *workspace, double *
 result, double *abserr)
```

This function computes the integral of the function  $f$  over the infinite interval  $(-\infty, +\infty)$ . The integral is mapped onto the semi-open interval  $(0, 1]$  using the transformation  $x = (1 - t)/t$ ,

$$\int_{-\infty}^{+\infty} dx f(x) = \int_0^1 dt (f((1 - t)/t) + f(-(1 - t)/t))/t^2.$$



It is then integrated using the QAGS algorithm. The normal 21-point Gauss-Kronrod rule of QAGS is replaced by a 15-point rule, because the transformation can generate an integrable singularity at the origin. In this case a lower-order rule is more efficient.

```
int gsl_integration_qagiu (gsl_function * f, double a, double [Function]
 epsabs, double epsrel, size_t limit, gsl_integration_workspace *
 workspace, double * result, double * abserr)
```

This function computes the integral of the function  $f$  over the semi-infinite interval  $(a, +\infty)$ . The integral is mapped onto the semi-open interval  $(0, 1]$  using the transformation  $x = a + (1 - t)/t$ ,

$$\int_a^{+\infty} dx f(x) = \int_0^1 dt f(a + (1 - t)/t)/t^2$$

and then integrated using the QAGS algorithm.

```
int gsl_integration_qagil (gsl_function * f, double b, double [Function]
 epsabs, double epsrel, size_t limit, gsl_integration_workspace *
 workspace, double * result, double * abserr)
```

This function computes the integral of the function  $f$  over the semi-infinite interval  $(-\infty, b)$ . The integral is mapped onto the semi-open interval  $(0, 1]$  using the transformation  $x = b - (1 - t)/t$ ,

$$\int_{-\infty}^b dx f(x) = \int_0^1 dt f(b - (1 - t)/t)/t^2$$

and then integrated using the QAGS algorithm.

## 16.7 QAWC adaptive integration for Cauchy principal values

```
int gsl_integration_qawc (gsl_function * f, double a, double b, [Function]
 double c, double epsabs, double epsrel, size_t limit,
 gsl_integration_workspace * workspace, double * result, double * abserr)
```

This function computes the Cauchy principal value of the integral of  $f$  over  $(a, b)$ , with a singularity at  $c$ ,

$$I = \int_a^b dx \frac{f(x)}{x - c} = \lim_{\epsilon \rightarrow 0} \left\{ \int_a^{c-\epsilon} dx \frac{f(x)}{x - c} + \int_{c+\epsilon}^b dx \frac{f(x)}{x - c} \right\}$$

The adaptive bisection algorithm of QAG is used, with modifications to ensure that subdivisions do not occur at the singular point  $x = c$ . When a subinterval contains the point  $x = c$  or is close to it then a special 25-point modified Clenshaw-Curtis rule is used to control the singularity. Further away from the singularity the algorithm uses an ordinary 15-point Gauss-Kronrod integration rule.

## 16.8 QAWS adaptive integration for singular functions

The QAWS algorithm is designed for integrands with algebraic-logarithmic singularities at the end-points of an integration region. In order to work efficiently the algorithm requires a precomputed table of Chebyshev moments.

**gsl\_integration\_qaws\_table \*** [Function]  
**gsl\_integration\_qaws\_table\_alloc** (*double alpha, double beta, int mu,*  
*int nu*)

This function allocates space for a **gsl\_integration\_qaws\_table** struct describing a singular weight function  $W(x)$  with the parameters  $(\alpha, \beta, \mu, \nu)$ ,

$$W(x) = (x - a)^\alpha (b - x)^\beta \log^\mu(x - a) \log^\nu(b - x)$$

where  $\alpha > -1$ ,  $\beta > -1$ , and  $\mu = 0, 1$ ,  $\nu = 0, 1$ . The weight function can take four different forms depending on the values of  $\mu$  and  $\nu$ ,

$$\begin{aligned} W(x) &= (x - a)^\alpha (b - x)^\beta & (\mu = 0, \nu = 0) \\ W(x) &= (x - a)^\alpha (b - x)^\beta \log(x - a) & (\mu = 1, \nu = 0) \\ W(x) &= (x - a)^\alpha (b - x)^\beta \log(b - x) & (\mu = 0, \nu = 1) \\ W(x) &= (x - a)^\alpha (b - x)^\beta \log(x - a) \log(b - x) & (\mu = 1, \nu = 1) \end{aligned}$$

The singular points  $(a, b)$  do not have to be specified until the integral is computed, where they are the endpoints of the integration range.

The function returns a pointer to the newly allocated table **gsl\_integration\_qaws\_table** if no errors were detected, and 0 in the case of error.

**int gsl\_integration\_qaws\_table\_set** (*gsl\_integration\_qaws\_table \** [Function]  
*t, double alpha, double beta, int mu, int nu*)

This function modifies the parameters  $(\alpha, \beta, \mu, \nu)$  of an existing **gsl\_integration\_qaws\_table** struct *t*.

**void gsl\_integration\_qaws\_table\_free** (*gsl\_integration\_qaws\_table* [Function]  
*\* t*)

This function frees all the memory associated with the **gsl\_integration\_qaws\_table** struct *t*.

**int gsl\_integration\_qaws** (*gsl\_function \* f, const double a, const* [Function]  
*double b, gsl\_integration\_qaws\_table \* t, const double epsabs, const double*  
*epsrel, const size\_t limit, gsl\_integration\_workspace \* workspace, double \**  
*result, double \* abserr*)

This function computes the integral of the function  $f(x)$  over the interval  $(a, b)$  with the singular weight function  $(x - a)^\alpha (b - x)^\beta \log^\mu(x - a) \log^\nu(b - x)$ . The parameters of the weight function  $(\alpha, \beta, \mu, \nu)$  are taken from the table *t*. The integral is,

$$I = \int_a^b dx f(x) (x - a)^\alpha (b - x)^\beta \log^\mu(x - a) \log^\nu(b - x).$$

The adaptive bisection algorithm of QAG is used. When a subinterval contains one of the endpoints then a special 25-point modified Clenshaw-Curtis rule is used to control the singularities. For subintervals which do not include the endpoints an ordinary 15-point Gauss-Kronrod integration rule is used.

## 16.9 QAWO adaptive integration for oscillatory functions

The QAWO algorithm is designed for integrands with an oscillatory factor,  $\sin(\omega x)$  or  $\cos(\omega x)$ . In order to work efficiently the algorithm requires a table of Chebyshev moments which must be pre-computed with calls to the functions below.

`gsl_integration_qawo_table *` [Function]  
`gsl_integration_qawo_table_alloc (double omega, double L, enum`  
`gsl_integration_qawo_enum sine, size_t n)`

This function allocates space for a `gsl_integration_qawo_table` struct and its associated workspace describing a sine or cosine weight function  $W(x)$  with the parameters  $(\omega, L)$ ,

$$W(x) = \begin{cases} \sin(\omega x) \\ \cos(\omega x) \end{cases}$$

The parameter  $L$  must be the length of the interval over which the function will be integrated  $L = b - a$ . The choice of sine or cosine is made with the parameter *sine* which should be chosen from one of the two following symbolic values:

`GSL_INTEG_COSINE`  
`GSL_INTEG_SINE`

The `gsl_integration_qawo_table` is a table of the trigonometric coefficients required in the integration process. The parameter  $n$  determines the number of levels of coefficients that are computed. Each level corresponds to one bisection of the interval  $L$ , so that  $n$  levels are sufficient for subintervals down to the length  $L/2^n$ . The integration routine `gsl_integration_qawo` returns the error `GSL_ETABLE` if the number of levels is insufficient for the requested accuracy.

`int gsl_integration_qawo_table_set (gsl_integration_qawo_table * [Function]`  
`t, double omega, double L, enum gsl_integration_qawo_enum sine)`

This function changes the parameters *omega*,  $L$  and *sine* of the existing workspace  $t$ .

`int gsl_integration_qawo_table_set_length [Function]`  
`(gsl_integration_qawo_table * t, double L)`

This function allows the length parameter  $L$  of the workspace  $t$  to be changed.

`void gsl_integration_qawo_table_free (gsl_integration_qawo_table [Function]`  
`* t)`

This function frees all the memory associated with the workspace  $t$ .

`int gsl_integration_qawo (gsl_function * f, const double a, const [Function]`  
`double epsabs, const double epsrel, const size_t limit,`  
`gsl_integration_workspace * workspace, gsl_integration_qawo_table * wf,`  
`double * result, double * abserr)`

This function uses an adaptive algorithm to compute the integral of  $f$  over  $(a, b)$  with the weight function  $\sin(\omega x)$  or  $\cos(\omega x)$  defined by the table  $wf$ ,

$$I = \int_a^b dx f(x) \begin{cases} \sin(\omega x) \\ \cos(\omega x) \end{cases}$$

The results are extrapolated using the epsilon-algorithm to accelerate the convergence of the integral. The function returns the final approximation from the extrapolation, *result*, and an estimate of the absolute error, *abserr*. The subintervals and their results are stored in the memory provided by *workspace*. The maximum number of subintervals is given by *limit*, which may not exceed the allocated size of the workspace.

Those subintervals with “large” widths  $d$  where  $d\omega > 4$  are computed using a 25-point Clenshaw-Curtis integration rule, which handles the oscillatory behavior. Subintervals with a “small” widths where  $d\omega < 4$  are computed using a 15-point Gauss-Kronrod integration.

## 16.10 QAWF adaptive integration for Fourier integrals

```
int gsl_integration_qawf (gsl_function * f, const double a, const [Function]
 double epsabs, const size_t limit, gsl_integration_workspace * workspace,
 gsl_integration_workspace * cycle_workspace, gsl_integration_qawo_table *
 wf, double * result, double * abserr)
```

This function attempts to compute a Fourier integral of the function  $f$  over the semi-infinite interval  $[a, +\infty)$ .

$$I = \int_a^{+\infty} dx f(x) \begin{Bmatrix} \sin(\omega x) \\ \cos(\omega x) \end{Bmatrix}$$

The parameter  $\omega$  and choice of sin or cos is taken from the table wf (the length  $L$  can take any value, since it is overridden by this function to a value appropriate for the fourier integration). The integral is computed using the QAWO algorithm over each of the subintervals,

$$\begin{aligned} C_1 &= [a, a + c] \\ C_2 &= [a + c, a + 2c] \\ &\dots = \dots \\ C_k &= [a + (k - 1)c, a + kc] \end{aligned}$$

where  $c = (2 \text{ floor}(|\omega|) + 1)\pi/|\omega|$ . The width  $c$  is chosen to cover an odd number of periods so that the contributions from the intervals alternate in sign and are monotonically decreasing when  $f$  is positive and monotonically decreasing. The sum of this sequence of contributions is accelerated using the epsilon-algorithm.

This function works to an overall absolute tolerance of  $abserr$ . The following strategy is used: on each interval  $C_k$  the algorithm tries to achieve the tolerance

$$TOL_k = u_k abserr$$

where  $u_k = (1 - p)p^{k-1}$  and  $p = 9/10$ . The sum of the geometric series of contributions from each interval gives an overall tolerance of  $abserr$ .

If the integration of a subinterval leads to difficulties then the accuracy requirement for subsequent intervals is relaxed,

$$TOL_k = u_k \max(abserr, \max_{i < k} \{E_i\})$$

where  $E_k$  is the estimated error on the interval  $C_k$ .

The subintervals and their results are stored in the memory provided by *workspace*. The maximum number of subintervals is given by *limit*, which may not exceed the allocated size of the workspace. The integration over each subinterval uses the memory provided by *cycle\_workspace* as workspace for the QAWO algorithm.

## 16.11 Error codes

In addition to the standard error codes for invalid arguments the functions can return the following values,

**GSL\_EMAXITER**

the maximum number of subdivisions was exceeded.

**GSL\_EROUND**

cannot reach tolerance because of roundoff error, or roundoff error was detected in the extrapolation table.

**GSL\_ESING**

a non-integrable singularity or other bad integrand behavior was found in the integration interval.

**GSL\_EDIVERGE**

the integral is divergent, or too slowly convergent to be integrated numerically.

## 16.12 Examples

The integrator **QAGS** will handle a large class of definite integrals. For example, consider the following integral, which has a algebraic-logarithmic singularity at the origin,

$$\int_0^1 x^{-1/2} \log(x) dx = -4$$

The program below computes this integral to a relative accuracy bound of **1e-7**.

```
#include <stdio.h>
#include <math.h>
#include <gsl/gsl_integration.h>

double f (double x, void * params) {
 double alpha = *(double *) params;
 double f = log(alpha*x) / sqrt(x);
 return f;
}

int
main (void)
{
 gsl_integration_workspace * w
 = gsl_integration_workspace_alloc (1000);

 double result, error;
 double expected = -4.0;
 double alpha = 1.0;

 gsl_function F;
 F.function = &f;
 F.params = α
```

```

gsl_integration_qags (&F, 0, 1, 0, 1e-7, 1000,
 w, &result, &error);

printf ("result = % .18f\n", result);
printf ("exact result = % .18f\n", expected);
printf ("estimated error = % .18f\n", error);
printf ("actual error = % .18f\n", result - expected);
printf ("intervals = %d\n", w->size);

gsl_integration_workspace_free (w);

return 0;
}

```

The results below show that the desired accuracy is achieved after 8 subdivisions.

```

$./a.out
result = -3.9999999999999973799
exact result = -4.0000000000000000000
estimated error = 0.0000000000000246025
actual error = 0.000000000000026201
intervals = 8

```

In fact, the extrapolation procedure used by **QAGS** produces an accuracy of almost twice as many digits. The error estimate returned by the extrapolation procedure is larger than the actual error, giving a margin of safety of one order of magnitude.

## 16.13 References and Further Reading

The following book is the definitive reference for **QUADPACK**, and was written by the original authors. It provides descriptions of the algorithms, program listings, test programs and examples. It also includes useful advice on numerical integration and many references to the numerical integration literature used in developing **QUADPACK**.

R. Piessens, E. de Doncker-Kapenga, C.W. Uberhuber, D.K. Kahaner. *QUADPACK A subroutine package for automatic integration* Springer Verlag, 1983.

## 17 Random Number Generation

The library provides a large collection of random number generators which can be accessed through a uniform interface. Environment variables allow you to select different generators and seeds at runtime, so that you can easily switch between generators without needing to recompile your program. Each instance of a generator keeps track of its own state, allowing the generators to be used in multi-threaded programs. Additional functions are available for transforming uniform random numbers into samples from continuous or discrete probability distributions such as the Gaussian, log-normal or Poisson distributions.

These functions are declared in the header file `'gsl_rng.h'`.

### 17.1 General comments on random numbers

In 1988, Park and Miller wrote a paper entitled “Random number generators: good ones are hard to find.” [Commun. ACM, 31, 1192–1201]. Fortunately, some excellent random number generators are available, though poor ones are still in common use. You may be happy with the system-supplied random number generator on your computer, but you should be aware that as computers get faster, requirements on random number generators increase. Nowadays, a simulation that calls a random number generator millions of times can often finish before you can make it down the hall to the coffee machine and back.

A very nice review of random number generators was written by Pierre L’Ecuyer, as Chapter 4 of the book: Handbook on Simulation, Jerry Banks, ed. (Wiley, 1997). The chapter is available in postscript from L’Ecuyer’s ftp site (see references). Knuth’s volume on Seminumerical Algorithms (originally published in 1968) devotes 170 pages to random number generators, and has recently been updated in its 3rd edition (1997). It is brilliant, a classic. If you don’t own it, you should stop reading right now, run to the nearest bookstore, and buy it.

A good random number generator will satisfy both theoretical and statistical properties. Theoretical properties are often hard to obtain (they require real math!), but one prefers a random number generator with a long period, low serial correlation, and a tendency *not* to “fall mainly on the planes.” Statistical tests are performed with numerical simulations. Generally, a random number generator is used to estimate some quantity for which the theory of probability provides an exact answer. Comparison to this exact answer provides a measure of “randomness”.

### 17.2 The Random Number Generator Interface

It is important to remember that a random number generator is not a “real” function like sine or cosine. Unlike real functions, successive calls to a random number generator yield different return values. Of course that is just what you want for a random number generator, but to achieve this effect, the generator must keep track of some kind of “state” variable. Sometimes this state is just an integer (sometimes just the value of the previously generated random number), but often it is more complicated than that and may involve a whole array of numbers, possibly with some indices thrown in. To use the random number generators, you do not need to know the details of what comprises the state, and besides that varies from algorithm to algorithm.

The random number generator library uses two special structs, `gsl_rng_type` which holds static information about each type of generator and `gsl_rng` which describes an instance of a generator created from a given `gsl_rng_type`.

The functions described in this section are declared in the header file ‘`gsl_rng.h`’.

### 17.3 Random number generator initialization

`gsl_rng * gsl_rng_alloc (const gsl_rng_type * T)` [Function]

This function returns a pointer to a newly-created instance of a random number generator of type *T*. For example, the following code creates an instance of the Tausworthe generator,

```
gsl_rng * r = gsl_rng_alloc (gsl_rng_taus);
```

If there is insufficient memory to create the generator then the function returns a null pointer and the error handler is invoked with an error code of `GSL_ENOMEM`.

The generator is automatically initialized with the default seed, `gsl_rng_default_seed`. This is zero by default but can be changed either directly or by using the environment variable `GSL_RNG_SEED` (see Section 17.6 [Random number environment variables], page 186).

The details of the available generator types are described later in this chapter.

`void gsl_rng_set (const gsl_rng * r, unsigned long int s)` [Function]

This function initializes (or ‘seeds’) the random number generator. If the generator is seeded with the same value of *s* on two different runs, the same stream of random numbers will be generated by successive calls to the routines below. If different values of *s* are supplied, then the generated streams of random numbers should be completely different. If the seed *s* is zero then the standard seed from the original implementation is used instead. For example, the original Fortran source code for the `ranlux` generator used a seed of 314159265, and so choosing *s* equal to zero reproduces this when using `gsl_rng_ranlux`.

`void gsl_rng_free (gsl_rng * r)` [Function]

This function frees all the memory associated with the generator *r*.

### 17.4 Sampling from a random number generator

The following functions return uniformly distributed random numbers, either as integers or double precision floating point numbers. Inline versions of these function are used when `HAVE_INLINE` is defined. To obtain non-uniform distributions see Chapter 19 [Random Number Distributions], page 202.

`unsigned long int gsl_rng_get (const gsl_rng * r)` [Function]

This function returns a random integer from the generator *r*. The minimum and maximum values depend on the algorithm used, but all integers in the range [*min*,*max*] are equally likely. The values of *min* and *max* can be determined using the auxiliary functions `gsl_rng_max (r)` and `gsl_rng_min (r)`.



**double gsl\_rng\_uniform** (*const gsl\_rng \* r*) [Function]

This function returns a double precision floating point number uniformly distributed in the range  $[0,1)$ . The range includes 0.0 but excludes 1.0. The value is typically obtained by dividing the result of `gsl_rng_get(r)` by `gsl_rng_max(r) + 1.0` in double precision. Some generators compute this ratio internally so that they can provide floating point numbers with more than 32 bits of randomness (the maximum number of bits that can be portably represented in a single `unsigned long int`).

**double gsl\_rng\_uniform\_pos** (*const gsl\_rng \* r*) [Function]

This function returns a positive double precision floating point number uniformly distributed in the range  $(0,1)$ , excluding both 0.0 and 1.0. The number is obtained by sampling the generator with the algorithm of `gsl_rng_uniform` until a non-zero value is obtained. You can use this function if you need to avoid a singularity at 0.0.

**unsigned long int gsl\_rng\_uniform\_int** (*const gsl\_rng \* r*,  
*unsigned long int n*) [Function]

This function returns a random integer from 0 to  $n - 1$  inclusive by scaling down and/or discarding samples from the generator *r*. All integers in the range  $[0, n - 1]$  are produced with equal probability. For generators with a non-zero minimum value an offset is applied so that zero is returned with the correct probability.

Note that this function is designed for sampling from ranges smaller than the range of the underlying generator. The parameter *n* must be less than or equal to the range of the generator *r*. If *n* is larger than the range of the generator then the function calls the error handler with an error code of `GSL_EINVAL` and returns zero.

In particular, this function is not intended for generating the full range of unsigned integer values  $[0, 2^{32} - 1]$ . Instead choose a generator with the maximal integer range and zero minimum value, such as `gsl_rng_ranlxd1`, `gsl_rng_mt19937` or `gsl_rng_taus`, and sample it directly using `gsl_rng_get`. The range of each generator can be found using the auxiliary functions described in the next section.

## 17.5 Auxiliary random number generator functions

The following functions provide information about an existing generator. You should use them in preference to hard-coding the generator parameters into your own code.

**const char \* gsl\_rng\_name** (*const gsl\_rng \* r*) [Function]

This function returns a pointer to the name of the generator. For example,

```
printf ("r is a '%s' generator\n",
 gsl_rng_name (r));
```

would print something like `r is a 'taus' generator`.

**unsigned long int gsl\_rng\_max** (*const gsl\_rng \* r*) [Function]

`gsl_rng_max` returns the largest value that `gsl_rng_get` can return.

**unsigned long int gsl\_rng\_min** (*const gsl\_rng \* r*) [Function]

`gsl_rng_min` returns the smallest value that `gsl_rng_get` can return. Usually this value is zero. There are some generators with algorithms that cannot return zero, and for these generators the minimum value is 1.

```
void * gsl_rng_state (const gsl_rng * r) [Function]
size_t gsl_rng_size (const gsl_rng * r) [Function]
```

These functions return a pointer to the state of generator *r* and its size. You can use this information to access the state directly. For example, the following code will write the state of a generator to a stream,

```
void * state = gsl_rng_state (r);
size_t n = gsl_rng_size (r);
fwrite (state, n, 1, stream);
```

```
const gsl_rng_type ** gsl_rng_types_setup (void) [Function]
```

This function returns a pointer to an array of all the available generator types, terminated by a null pointer. The function should be called once at the start of the program, if needed. The following code fragment shows how to iterate over the array of generator types to print the names of the available algorithms,

```
const gsl_rng_type **t, **t0;

t0 = gsl_rng_types_setup ();

printf ("Available generators:\n");

for (t = t0; *t != 0; t++)
{
 printf ("%s\n", (*t)->name);
}
```

## 17.6 Random number environment variables

The library allows you to choose a default generator and seed from the environment variables `GSL_RNG_TYPE` and `GSL_RNG_SEED` and the function `gsl_rng_env_setup`. This makes it easy try out different generators and seeds without having to recompile your program.

```
const gsl_rng_type * gsl_rng_env_setup (void) [Function]
```

This function reads the environment variables `GSL_RNG_TYPE` and `GSL_RNG_SEED` and uses their values to set the corresponding library variables `gsl_rng_default` and `gsl_rng_default_seed`. These global variables are defined as follows,

```
extern const gsl_rng_type *gsl_rng_default
extern unsigned long int gsl_rng_default_seed
```

The environment variable `GSL_RNG_TYPE` should be the name of a generator, such as `taus` or `mt19937`. The environment variable `GSL_RNG_SEED` should contain the desired seed value. It is converted to an `unsigned long int` using the C library function `strtoul`.

If you don't specify a generator for `GSL_RNG_TYPE` then `gsl_rng_mt19937` is used as the default. The initial value of `gsl_rng_default_seed` is zero.

Here is a short program which shows how to create a global generator using the environment variables `GSL_RNG_TYPE` and `GSL_RNG_SEED`,

```
#include <stdio.h>
#include <gsl/gsl_rng.h>

gsl_rng * r; /* global generator */

int
main (void)
{
 const gsl_rng_type * T;

 gsl_rng_env_setup();

 T = gsl_rng_default;
 r = gsl_rng_alloc (T);

 printf ("generator type: %s\n", gsl_rng_name (r));
 printf ("seed = %lu\n", gsl_rng_default_seed);
 printf ("first value = %lu\n", gsl_rng_get (r));

 gsl_rng_free (r);
 return 0;
}
```

Running the program without any environment variables uses the initial defaults, an `mt19937` generator with a seed of 0,

```
$./a.out
generator type: mt19937
seed = 0
first value = 4293858116
```

By setting the two variables on the command line we can change the default generator and the seed,

```
$ GSL_RNG_TYPE="taus" GSL_RNG_SEED=123 ./a.out
GSL_RNG_TYPE=taus
GSL_RNG_SEED=123
generator type: taus
seed = 123
first value = 2720986350
```

## 17.7 Copying random number generator state

The above methods do not expose the random number ‘state’ which changes from call to call. It is often useful to be able to save and restore the state. To permit these practices, a few somewhat more advanced functions are supplied. These include:

`int gsl_rng_memcpy (gsl_rng * dest, const gsl_rng * src)` [Function]  
 This function copies the random number generator *src* into the pre-existing generator *dest*, making *dest* into an exact copy of *src*. The two generators must be of the same type.

`gsl_rng * gsl_rng_clone (const gsl_rng * r)` [Function]  
 This function returns a pointer to a newly created generator which is an exact copy of the generator *r*.

## 17.8 Reading and writing random number generator state

The library provides functions for reading and writing the random number state to a file as binary data or formatted text.

`int gsl_rng_fwrite (FILE * stream, const gsl_rng * r)` [Function]  
 This function writes the random number state of the random number generator *r* to the stream *stream* in binary format. The return value is 0 for success and `GSL_EFAILED` if there was a problem writing to the file. Since the data is written in the native binary format it may not be portable between different architectures.

`int gsl_rng_fread (FILE * stream, gsl_rng * r)` [Function]  
 This function reads the random number state into the random number generator *r* from the open stream *stream* in binary format. The random number generator *r* must be preinitialized with the correct random number generator type since type information is not saved. The return value is 0 for success and `GSL_EFAILED` if there was a problem reading from the file. The data is assumed to have been written in the native binary format on the same architecture.

## 17.9 Random number generator algorithms

The functions described above make no reference to the actual algorithm used. This is deliberate so that you can switch algorithms without having to change any of your application source code. The library provides a large number of generators of different types, including simulation quality generators, generators provided for compatibility with other libraries and historical generators from the past.

The following generators are recommended for use in simulation. They have extremely long periods, low correlation and pass most statistical tests. For the most reliable source of uncorrelated numbers, the second-generation RANLUX generators have the strongest proof of randomness.

`gsl_rng_mt19937` [Generator]  
 The MT19937 generator of Makoto Matsumoto and Takuji Nishimura is a variant of the twisted generalized feedback shift-register algorithm, and is known as the “Mersenne Twister” generator. It has a Mersenne prime period of  $2^{19937} - 1$  (about  $10^{6000}$ ) and is equi-distributed in 623 dimensions. It has passed the DIEHARD statistical tests. It uses 624 words of state per generator and is comparable in speed to the other generators. The original generator used a default seed of 4357 and choosing *s* equal to zero in `gsl_rng_set` reproduces this. Later versions switched to 5489 as the default seed, you can choose this explicitly via `gsl_rng_set` instead if you require it.

For more information see,

Makoto Matsumoto and Takuji Nishimura, “Mersenne Twister: A 623-dimensionally equidistributed uniform pseudorandom number generator”. *ACM Transactions on Modeling and Computer Simulation*, Vol. 8, No. 1 (Jan. 1998), Pages 3–30

The generator `gsl_rng_mt19937` uses the second revision of the seeding procedure published by the two authors above in 2002. The original seeding procedures could cause spurious artifacts for some seed values. They are still available through the alternative generators `gsl_rng_mt19937_1999` and `gsl_rng_mt19937_1998`.

|                              |             |
|------------------------------|-------------|
| <code>gsl_rng_ranlxs0</code> | [Generator] |
| <code>gsl_rng_ranlxs1</code> | [Generator] |
| <code>gsl_rng_ranlxs2</code> | [Generator] |

The generator `ranlxs0` is a second-generation version of the RANLUX algorithm of Lüscher, which produces “luxury random numbers”. This generator provides single precision output (24 bits) at three luxury levels `ranlxs0`, `ranlxs1` and `ranlxs2`, in increasing order of strength. It uses double-precision floating point arithmetic internally and can be significantly faster than the integer version of `ranlux`, particularly on 64-bit architectures. The period of the generator is about  $10^{171}$ . The algorithm has mathematically proven properties and can provide truly decorrelated numbers at a known level of randomness. The higher luxury levels provide increased decorrelation between samples as an additional safety margin.

|                              |             |
|------------------------------|-------------|
| <code>gsl_rng_ranlxd1</code> | [Generator] |
| <code>gsl_rng_ranlxd2</code> | [Generator] |

These generators produce double precision output (48 bits) from the RANLXS generator. The library provides two luxury levels `ranlxd1` and `ranlxd2`, in increasing order of strength.

|                                |             |
|--------------------------------|-------------|
| <code>gsl_rng_ranlux</code>    | [Generator] |
| <code>gsl_rng_ranlux389</code> | [Generator] |

The `ranlux` generator is an implementation of the original algorithm developed by Lüscher. It uses a lagged-fibonacci-with-skipping algorithm to produce “luxury random numbers”. It is a 24-bit generator, originally designed for single-precision IEEE floating point numbers. This implementation is based on integer arithmetic, while the second-generation versions RANLXS and RANLXD described above provide floating-point implementations which will be faster on many platforms. The period of the generator is about  $10^{171}$ . The algorithm has mathematically proven properties and it can provide truly decorrelated numbers at a known level of randomness. The default level of decorrelation recommended by Lüscher is provided by `gsl_rng_ranlux`, while `gsl_rng_ranlux389` gives the highest level of randomness, with all 24 bits decorrelated. Both types of generator use 24 words of state per generator.

For more information see,

M. Lüscher, “A portable high-quality random number generator for lattice field theory calculations”, *Computer Physics Communications*, 79 (1994) 100–110.

F. James, “RANLUX: A Fortran implementation of the high-quality pseudo-random number generator of Lüscher”, *Computer Physics Communications*, 79 (1994) 111–114

**gsl\_rng\_cmrng** [Generator]

This is a combined multiple recursive generator by L’Ecuyer. Its sequence is,

$$z_n = (x_n - y_n) \bmod m_1$$

where the two underlying generators  $x_n$  and  $y_n$  are,

$$x_n = (a_1 x_{n-1} + a_2 x_{n-2} + a_3 x_{n-3}) \bmod m_1$$

$$y_n = (b_1 y_{n-1} + b_2 y_{n-2} + b_3 y_{n-3}) \bmod m_2$$

with coefficients  $a_1 = 0$ ,  $a_2 = 63308$ ,  $a_3 = -183326$ ,  $b_1 = 86098$ ,  $b_2 = 0$ ,  $b_3 = -539608$ , and moduli  $m_1 = 2^{31} - 1 = 2147483647$  and  $m_2 = 2145483479$ .

The period of this generator is  $\text{lcm}(m_1^3 - 1, m_2^3 - 1)$ , which is approximately  $2^{185}$  (about  $10^{56}$ ). It uses 6 words of state per generator. For more information see,

P. L’Ecuyer, “Combined Multiple Recursive Random Number Generators”, *Operations Research*, 44, 5 (1996), 816–822.

**gsl\_rng\_mrg** [Generator]

This is a fifth-order multiple recursive generator by L’Ecuyer, Blouin and Coutre. Its sequence is,

$$x_n = (a_1 x_{n-1} + a_5 x_{n-5}) \bmod m$$

with  $a_1 = 107374182$ ,  $a_2 = a_3 = a_4 = 0$ ,  $a_5 = 104480$  and  $m = 2^{31} - 1$ .

The period of this generator is about  $10^{46}$ . It uses 5 words of state per generator. More information can be found in the following paper,

P. L’Ecuyer, F. Blouin, and R. Coutre, “A search for good multiple recursive random number generators”, *ACM Transactions on Modeling and Computer Simulation* 3, 87–98 (1993).

**gsl\_rng\_taus** [Generator]

**gsl\_rng\_taus2** [Generator]

This is a maximally equidistributed combined Tausworthe generator by L’Ecuyer. The sequence is,

$$x_n = (s_n^1 \oplus s_n^2 \oplus s_n^3)$$

where,

$$s_{n+1}^1 = (((s_n^1 \& 4294967294) \ll 12) \oplus (((s_n^1 \ll 13) \oplus s_n^1) \gg 19))$$

$$s_{n+1}^2 = (((s_n^2 \& 4294967288) \ll 4) \oplus (((s_n^2 \ll 2) \oplus s_n^2) \gg 25))$$

$$s_{n+1}^3 = (((s_n^3 \& 4294967280) \ll 17) \oplus (((s_n^3 \ll 3) \oplus s_n^3) \gg 11))$$

computed modulo  $2^{32}$ . In the formulas above  $\oplus$  denotes “exclusive-or”. Note that the algorithm relies on the properties of 32-bit unsigned integers and has been implemented using a bitmask of `0xFFFFFFFF` to make it work on 64 bit machines.

The period of this generator is  $2^{88}$  (about  $10^{26}$ ). It uses 3 words of state per generator. For more information see,

P. L’Ecuyer, “Maximally Equidistributed Combined Tausworthe Generators”, *Mathematics of Computation*, 65, 213 (1996), 203–213.

The generator `gsl_rng_taus2` uses the same algorithm as `gsl_rng_taus` but with an improved seeding procedure described in the paper,

P. L’Ecuyer, “Tables of Maximally Equidistributed Combined LFSR Generators”, *Mathematics of Computation*, 68, 225 (1999), 261–269

The generator `gsl_rng_taus2` should now be used in preference to `gsl_rng_taus`.

`gsl_rng_gfsr4` [Generator]

The `gfsr4` generator is like a lagged-fibonacci generator, and produces each number as an xor’d sum of four previous values.

$$r_n = r_{n-A} \oplus r_{n-B} \oplus r_{n-C} \oplus r_{n-D}$$

Ziff (ref below) notes that “it is now widely known” that two-tap registers (such as R250, which is described below) have serious flaws, the most obvious one being the three-point correlation that comes from the definition of the generator. Nice mathematical properties can be derived for GFSR’s, and numerics bears out the claim that 4-tap GFSR’s with appropriately chosen offsets are as random as can be measured, using the author’s test.

This implementation uses the values suggested the example on p392 of Ziff’s article:  $A = 471$ ,  $B = 1586$ ,  $C = 6988$ ,  $D = 9689$ .

If the offsets are appropriately chosen (such as the one ones in this implementation), then the sequence is said to be maximal; that means that the period is  $2^D - 1$ , where  $D$  is the longest lag. (It is one less than  $2^D$  because it is not permitted to have all zeros in the `ra[]` array.) For this implementation with  $D = 9689$  that works out to about  $10^{2917}$ .

Note that the implementation of this generator using a 32-bit integer amounts to 32 parallel implementations of one-bit generators. One consequence of this is that the period of this 32-bit generator is the same as for the one-bit generator. Moreover, this independence means that all 32-bit patterns are equally likely, and in particular that 0 is an allowed random value. (We are grateful to Heiko Bauke for clarifying for us these properties of GFSR random number generators.)

For more information see,

Robert M. Ziff, “Four-tap shift-register-sequence random-number generators”, *Computers in Physics*, 12(4), Jul/Aug 1998, pp 385–392.

## 17.10 Unix random number generators

The standard Unix random number generators `rand`, `random` and `rand48` are provided as part of GSL. Although these generators are widely available individually often they aren’t all available on the same platform. This makes it difficult to write portable code using them and so we have included the complete set of Unix generators in GSL for convenience. Note that these generators don’t produce high-quality randomness and aren’t suitable for work requiring accurate statistics. However, if you won’t be measuring statistical quantities and just want to introduce some variation into your program then these generators are quite acceptable.

`gsl_rng_rand`

[Generator]

This is the BSD `rand` generator. Its sequence is

$$x_{n+1} = (ax_n + c) \bmod m$$

with  $a = 1103515245$ ,  $c = 12345$  and  $m = 2^{31}$ . The seed specifies the initial value,  $x_1$ . The period of this generator is  $2^{31}$ , and it uses 1 word of storage per generator.

`gsl_rng_random_bsd`

[Generator]

`gsl_rng_random_libc5`

[Generator]

`gsl_rng_random_glibc2`

[Generator]

These generators implement the `random` family of functions, a set of linear feedback shift register generators originally used in BSD Unix. There are several versions of `random` in use today: the original BSD version (e.g. on SunOS4), a libc5 version (found on older GNU/Linux systems) and a glibc2 version. Each version uses a different seeding procedure, and thus produces different sequences.

The original BSD routines accepted a variable length buffer for the generator state, with longer buffers providing higher-quality randomness. The `random` function implemented algorithms for buffer lengths of 8, 32, 64, 128 and 256 bytes, and the algorithm with the largest length that would fit into the user-supplied buffer was used. To support these algorithms additional generators are available with the following names,

```
gsl_rng_random8_bsd
gsl_rng_random32_bsd
gsl_rng_random64_bsd
gsl_rng_random128_bsd
gsl_rng_random256_bsd
```

where the numeric suffix indicates the buffer length. The original BSD `random` function used a 128-byte default buffer and so `gsl_rng_random_bsd` has been made equivalent to `gsl_rng_random128_bsd`. Corresponding versions of the libc5 and glibc2 generators are also available, with the names `gsl_rng_random8_libc5`, `gsl_rng_random8_glibc2`, etc.

`gsl_rng_rand48`

[Generator]

This is the Unix `rand48` generator. Its sequence is

$$x_{n+1} = (ax_n + c) \bmod m$$

defined on 48-bit unsigned integers with  $a = 25214903917$ ,  $c = 11$  and  $m = 2^{48}$ . The seed specifies the upper 32 bits of the initial value,  $x_1$ , with the lower 16 bits set to 0x330E. The function `gsl_rng_get` returns the upper 32 bits from each term of the sequence. This does not have a direct parallel in the original `rand48` functions, but forcing the result to type `long int` reproduces the output of `mrnd48`. The function `gsl_rng_uniform` uses the full 48 bits of internal state to return the double precision number  $x_n/m$ , which is equivalent to the function `drand48`. Note that some versions of the GNU C Library contained a bug in `mrnd48` function which caused it to produce different results (only the lower 16-bits of the return value were set).



## 17.11 Other random number generators

The generators in this section are provided for compatibility with existing libraries. If you are converting an existing program to use GSL then you can select these generators to check your new implementation against the original one, using the same random number generator. After verifying that your new program reproduces the original results you can then switch to a higher-quality generator.

Note that most of the generators in this section are based on single linear congruence relations, which are the least sophisticated type of generator. In particular, linear congruences have poor properties when used with a non-prime modulus, as several of these routines do (e.g. with a power of two modulus,  $2^{31}$  or  $2^{32}$ ). This leads to periodicity in the least significant bits of each number, with only the higher bits having any randomness. Thus if you want to produce a random bitstream it is best to avoid using the least significant bits.

### `gsl_rng_ranf`

[Generator]

This is the CRAY random number generator **RANF**. Its sequence is

$$x_{n+1} = (ax_n) \bmod m$$

defined on 48-bit unsigned integers with  $a = 44485709377909$  and  $m = 2^{48}$ . The seed specifies the lower 32 bits of the initial value,  $x_1$ , with the lowest bit set to prevent the seed taking an even value. The upper 16 bits of  $x_1$  are set to 0. A consequence of this procedure is that the pairs of seeds 2 and 3, 4 and 5, etc produce the same sequences.

The generator compatible with the CRAY MATHLIB routine RANF. It produces double precision floating point numbers which should be identical to those from the original RANF.

There is a subtlety in the implementation of the seeding. The initial state is reversed through one step, by multiplying by the modular inverse of  $a \bmod m$ . This is done for compatibility with the original CRAY implementation.

Note that you can only seed the generator with integers up to  $2^{32}$ , while the original CRAY implementation uses non-portable wide integers which can cover all  $2^{48}$  states of the generator.

The function `gsl_rng_get` returns the upper 32 bits from each term of the sequence. The function `gsl_rng_uniform` uses the full 48 bits to return the double precision number  $x_n/m$ .

The period of this generator is  $2^{46}$ .

### `gsl_rng_ranmar`

[Generator]

This is the RANMAR lagged-fibonacci generator of Marsaglia, Zaman and Tsang. It is a 24-bit generator, originally designed for single-precision IEEE floating point numbers. It was included in the CERNLIB high-energy physics library.

### `gsl_rng_r250`

[Generator]

This is the shift-register generator of Kirkpatrick and Stoll. The sequence is based on the recurrence

$$x_n = x_{n-103} \oplus x_{n-250}$$

where  $\oplus$  denotes “exclusive-or”, defined on 32-bit words. The period of this generator is about  $2^{250}$  and it uses 250 words of state per generator.

For more information see,

S. Kirkpatrick and E. Stoll, “A very fast shift-register sequence random number generator”, *Journal of Computational Physics*, 40, 517–526 (1981)

**gsl\_rng\_tt800** [Generator]

This is an earlier version of the twisted generalized feedback shift-register generator, and has been superseded by the development of MT19937. However, it is still an acceptable generator in its own right. It has a period of  $2^{800}$  and uses 33 words of storage per generator.

For more information see,

Makoto Matsumoto and Yoshiharu Kurita, “Twisted GFSR Generators II”, *ACM Transactions on Modelling and Computer Simulation*, Vol. 4, No. 3, 1994, pages 254–266.

**gsl\_rng\_vax** [Generator]

This is the VAX generator MTH\$RANDOM. Its sequence is,

$$x_{n+1} = (ax_n + c) \bmod m$$

with  $a = 69069$ ,  $c = 1$  and  $m = 2^{32}$ . The seed specifies the initial value,  $x_1$ . The period of this generator is  $2^{32}$  and it uses 1 word of storage per generator.

**gsl\_rng\_transputer** [Generator]

This is the random number generator from the INMOS Transputer Development system. Its sequence is,

$$x_{n+1} = (ax_n) \bmod m$$

with  $a = 1664525$  and  $m = 2^{32}$ . The seed specifies the initial value,  $x_1$ .

**gsl\_rng\_randu** [Generator]

This is the IBM RANDU generator. Its sequence is

$$x_{n+1} = (ax_n) \bmod m$$

with  $a = 65539$  and  $m = 2^{31}$ . The seed specifies the initial value,  $x_1$ . The period of this generator was only  $2^{29}$ . It has become a textbook example of a poor generator.

**gsl\_rng\_minstd** [Generator]

This is Park and Miller’s “minimal standard” MINSTD generator, a simple linear congruence which takes care to avoid the major pitfalls of such algorithms. Its sequence is,

$$x_{n+1} = (ax_n) \bmod m$$

with  $a = 16807$  and  $m = 2^{31} - 1 = 2147483647$ . The seed specifies the initial value,  $x_1$ . The period of this generator is about  $2^{31}$ .

This generator is used in the IMSL Library (subroutine RNUN) and in MATLAB (the RAND function). It is also sometimes known by the acronym “GGL” (I’m not sure what that stands for).

For more information see,

Park and Miller, “Random Number Generators: Good ones are hard to find”, *Communications of the ACM*, October 1988, Volume 31, No 10, pages 1192–1201.

`gsl_rng_uni` [Generator]

`gsl_rng_uni32` [Generator]

This is a reimplement of the 16-bit SLATEC random number generator RUNIF.

A generalization of the generator to 32 bits is provided by `gsl_rng_uni32`. The original source code is available from NETLIB.

`gsl_rng_slatec` [Generator]

This is the SLATEC random number generator RAND. It is ancient. The original source code is available from NETLIB.

`gsl_rng_zuf` [Generator]

This is the ZUFALL lagged Fibonacci series generator of Peterson. Its sequence is,

$$\begin{aligned} t &= u_{n-273} + u_{n-607} \\ u_n &= t - \text{floor}(t) \end{aligned}$$

The original source code is available from NETLIB. For more information see,

W. Petersen, “Lagged Fibonacci Random Number Generators for the NEC SX-3”, *International Journal of High Speed Computing* (1994).

`gsl_rng_knuthran2` [Generator]

This is a second-order multiple recursive generator described by Knuth in *Seminumerical Algorithms*, 3rd Ed., page 108. Its sequence is,

$$x_n = (a_1 x_{n-1} + a_2 x_{n-2}) \bmod m$$

with  $a_1 = 271828183$ ,  $a_2 = 314159269$ , and  $m = 2^{31} - 1$ .

`gsl_rng_knuthran2002` [Generator]

`gsl_rng_knuthran` [Generator]

This is a second-order multiple recursive generator described by Knuth in *Seminumerical Algorithms*, 3rd Ed., Section 3.6. Knuth provides its C code. The updated routine `gsl_rng_knuthran2002` is from the revised 9th printing and corrects some weaknesses in the earlier version, which is implemented as `gsl_rng_knuthran`.

`gsl_rng_borosh13` [Generator]

`gsl_rng_fishman18` [Generator]

`gsl_rng_fishman20` [Generator]

`gsl_rng_lecuyer21` [Generator]

`gsl_rng_waterman14` [Generator]

These multiplicative generators are taken from Knuth’s *Seminumerical Algorithms*, 3rd Ed., pages 106–108. Their sequence is,

$$x_{n+1} = (ax_n) \bmod m$$

where the seed specifies the initial value,  $x_1$ . The parameters  $a$  and  $m$  are as follows, Borosh-Niederreiter:  $a = 1812433253$ ,  $m = 2^{32}$ , Fishman18:  $a = 62089911$ ,  $m =$

$2^{31} - 1$ , Fishman20:  $a = 48271$ ,  $m = 2^{31} - 1$ , L'Ecuyer:  $a = 40692$ ,  $m = 2^{31} - 249$ ,  
 Waterman:  $a = 1566083941$ ,  $m = 2^{32}$ .

**gsl\_rng\_fishman2x** [Generator]

This is the L'Ecuyer–Fishman random number generator. It is taken from Knuth's *Seminumerical Algorithms*, 3rd Ed., page 108. Its sequence is,

$$z_{n+1} = (x_n - y_n) \bmod m$$

with  $m = 2^{31} - 1$ .  $x_n$  and  $y_n$  are given by the **fishman20** and **lecuyer21** algorithms. The seed specifies the initial value,  $x_1$ .

**gsl\_rng\_coveyou** [Generator]

This is the Coveyou random number generator. It is taken from Knuth's *Seminumerical Algorithms*, 3rd Ed., Section 3.2.2. Its sequence is,

$$x_{n+1} = (x_n(x_n + 1)) \bmod m$$

with  $m = 2^{32}$ . The seed specifies the initial value,  $x_1$ .

## 17.12 Performance

The following table shows the relative performance of a selection the available random number generators. The fastest simulation quality generators are **taus**, **gfsr4** and **mt19937**. The generators which offer the best mathematically-proven quality are those based on the RANLUX algorithm.

|                  |                                     |
|------------------|-------------------------------------|
| 1754 k ints/sec, | 870 k doubles/sec, <b>taus</b>      |
| 1613 k ints/sec, | 855 k doubles/sec, <b>gfsr4</b>     |
| 1370 k ints/sec, | 769 k doubles/sec, <b>mt19937</b>   |
| 565 k ints/sec,  | 571 k doubles/sec, <b>ranlxs0</b>   |
| 400 k ints/sec,  | 405 k doubles/sec, <b>ranlxs1</b>   |
| 490 k ints/sec,  | 389 k doubles/sec, <b>mrq</b>       |
| 407 k ints/sec,  | 297 k doubles/sec, <b>ranlux</b>    |
| 243 k ints/sec,  | 254 k doubles/sec, <b>ranlxd1</b>   |
| 251 k ints/sec,  | 253 k doubles/sec, <b>ranlxs2</b>   |
| 238 k ints/sec,  | 215 k doubles/sec, <b>cmrg</b>      |
| 247 k ints/sec,  | 198 k doubles/sec, <b>ranlux389</b> |
| 141 k ints/sec,  | 140 k doubles/sec, <b>ranlxd2</b>   |
| 1852 k ints/sec, | 935 k doubles/sec, <b>ran3</b>      |
| 813 k ints/sec,  | 575 k doubles/sec, <b>ran0</b>      |
| 787 k ints/sec,  | 476 k doubles/sec, <b>ran1</b>      |
| 379 k ints/sec,  | 292 k doubles/sec, <b>ran2</b>      |

## 17.13 Examples

The following program demonstrates the use of a random number generator to produce uniform random numbers in the range  $[0.0, 1.0)$ ,

```
#include <stdio.h>
#include <gsl/gsl_rng.h>
```

```

int
main (void)
{
 const gsl_rng_type * T;
 gsl_rng * r;

 int i, n = 10;

 gsl_rng_env_setup();

 T = gsl_rng_default;
 r = gsl_rng_alloc (T);

 for (i = 0; i < n; i++)
 {
 double u = gsl_rng_uniform (r);
 printf ("%.5f\n", u);
 }

 gsl_rng_free (r);

 return 0;
}

```

Here is the output of the program,

```

$./a.out
0.99974
0.16291
0.28262
0.94720
0.23166
0.48497
0.95748
0.74431
0.54004
0.73995

```

The numbers depend on the seed used by the generator. The default seed can be changed with the `GSL_RNG_SEED` environment variable to produce a different stream of numbers. The generator itself can be changed using the environment variable `GSL_RNG_TYPE`. Here is the output of the program using a seed value of 123 and the multiple-recursive generator `mrg`,

```

$ GSL_RNG_SEED=123 GSL_RNG_TYPE=mrg ./a.out
GSL_RNG_TYPE=mrg
GSL_RNG_SEED=123
0.33050
0.86631

```

0.32982  
0.67620  
0.53391  
0.06457  
0.16847  
0.70229  
0.04371  
0.86374

## 17.14 References and Further Reading

The subject of random number generation and testing is reviewed extensively in Knuth's *Seminumerical Algorithms*.

Donald E. Knuth, *The Art of Computer Programming: Seminumerical Algorithms* (Vol 2, 3rd Ed, 1997), Addison-Wesley, ISBN 0201896842.

Further information is available in the review paper written by Pierre L'Ecuyer,

P. L'Ecuyer, "Random Number Generation", Chapter 4 of the Handbook on Simulation, Jerry Banks Ed., Wiley, 1998, 93–137.

<http://www.iro.umontreal.ca/~lecuyer/papers.html> in the file 'handsim.ps'.

The source code for the DIEHARD random number generator tests is also available online,

*DIEHARD source code* G. Marsaglia,

<http://stat.fsu.edu/pub/diehard/>

A comprehensive set of random number generator tests is available from NIST,

NIST Special Publication 800-22, "A Statistical Test Suite for the Validation of Random Number Generators and Pseudo Random Number Generators for Cryptographic Applications".

<http://csrc.nist.gov/rng/>

## 17.15 Acknowledgements

Thanks to Makoto Matsumoto, Takuji Nishimura and Yoshiharu Kurita for making the source code to their generators (MT19937, MM&TN; TT800, MM&YK) available under the GNU General Public License. Thanks to Martin Lüscher for providing notes and source code for the RANLXS and RANLXD generators.

## 18 Quasi-Random Sequences

This chapter describes functions for generating quasi-random sequences in arbitrary dimensions. A quasi-random sequence progressively covers a  $d$ -dimensional space with a set of points that are uniformly distributed. Quasi-random sequences are also known as low-discrepancy sequences. The quasi-random sequence generators use an interface that is similar to the interface for random number generators, except that seeding is not required—each generator produces a single sequence.

The functions described in this section are declared in the header file ‘`gsl_qrng.h`’.

### 18.1 Quasi-random number generator initialization

`gsl_qrng * gsl_qrng_alloc (const gsl_qrng_type *  $T$ , unsigned int  $d$ )` [Function]

This function returns a pointer to a newly-created instance of a quasi-random sequence generator of type  $T$  and dimension  $d$ . If there is insufficient memory to create the generator then the function returns a null pointer and the error handler is invoked with an error code of `GSL_ENOMEM`.

`void gsl_qrng_free (gsl_qrng *  $q$ )` [Function]

This function frees all the memory associated with the generator  $q$ .

`void gsl_qrng_init (gsl_qrng *  $q$ )` [Function]

This function reinitializes the generator  $q$  to its starting point. Note that quasi-random sequences do not use a seed and always produce the same set of values.

### 18.2 Sampling from a quasi-random number generator

`int gsl_qrng_get (const gsl_qrng *  $q$ , double  $x[]$ )` [Function]

This function stores the next point from the sequence generator  $q$  in the array  $x$ . The space available for  $x$  must match the dimension of the generator. The point  $x$  will lie in the range  $0 < x_i < 1$  for each  $x_i$ . An inline version of this function is used when `HAVE_INLINE` is defined.

### 18.3 Auxiliary quasi-random number generator functions

`const char * gsl_qrng_name (const gsl_qrng *  $q$ )` [Function]

This function returns a pointer to the name of the generator.

`size_t gsl_qrng_size (const gsl_qrng *  $q$ )` [Function]

`void * gsl_qrng_state (const gsl_qrng *  $q$ )` [Function]

These functions return a pointer to the state of generator  $r$  and its size. You can use this information to access the state directly. For example, the following code will write the state of a generator to a stream,

```
void * state = gsl_qrng_state (q);
size_t n = gsl_qrng_size (q);
fwrite (state, n, 1, stream);
```

## 18.4 Saving and resorting quasi-random number generator state

`int gsl_qrng_memcpy (gsl_qrng * dest, const gsl_qrng * src)` [Function]

This function copies the quasi-random sequence generator *src* into the pre-existing generator *dest*, making *dest* into an exact copy of *src*. The two generators must be of the same type.

`gsl_qrng * gsl_qrng_clone (const gsl_qrng * q)` [Function]

This function returns a pointer to a newly created generator which is an exact copy of the generator *q*.

## 18.5 Quasi-random number generator algorithms

The following quasi-random sequence algorithms are available,

`gsl_qrng_niederreiter_2` [Generator]

This generator uses the algorithm described in Bratley, Fox, Niederreiter, *ACM Trans. Model. Comp. Sim.* 2, 195 (1992). It is valid up to 12 dimensions.

`gsl_qrng_sobol` [Generator]

This generator uses the Sobol sequence described in Antonov, Saleev, *USSR Comput. Maths. Math. Phys.* 19, 252 (1980). It is valid up to 40 dimensions.

## 18.6 Examples

The following program prints the first 1024 points of the 2-dimensional Sobol sequence.

```
#include <stdio.h>
#include <gsl/gsl_qrng.h>

int
main (void)
{
 int i;
 gsl_qrng * q = gsl_qrng_alloc (gsl_qrng_sobol, 2);

 for (i = 0; i < 1024; i++)
 {
 double v[2];
 gsl_qrng_get (q, v);
 printf ("%0.5f %0.5f\n", v[0], v[1]);
 }

 gsl_qrng_free (q);
 return 0;
}
```

Here is the output from the program,

```
$./a.out
0.50000 0.50000
```



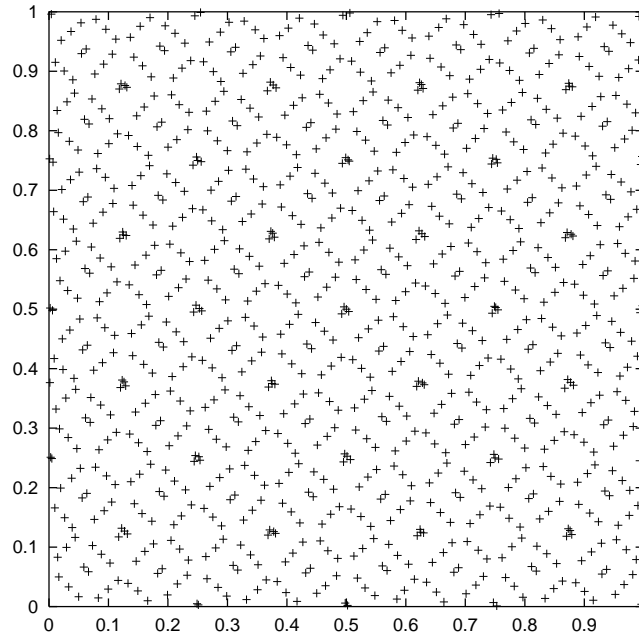
```

0.75000 0.25000
0.25000 0.75000
0.37500 0.37500
0.87500 0.87500
0.62500 0.12500
0.12500 0.62500
. . . .

```

It can be seen that successive points progressively fill-in the spaces between previous points.

The following plot shows the distribution in the x-y plane of the first 1024 points from the Sobol sequence,



Distribution of the first 1024 points  
from the quasi-random Sobol sequence

## 18.7 References

The implementations of the quasi-random sequence routines are based on the algorithms described in the following paper,

P. Bratley and B.L. Fox and H. Niederreiter, “Algorithm 738: Programs to Generate Niederreiter’s Low-discrepancy Sequences”, *ACM Transactions on Mathematical Software*, Vol. 20, No. 4, December, 1994, p. 494–495.

## 19 Random Number Distributions

This chapter describes functions for generating random variates and computing their probability distributions. Samples from the distributions described in this chapter can be obtained using any of the random number generators in the library as an underlying source of randomness.

In the simplest cases a non-uniform distribution can be obtained analytically from the uniform distribution of a random number generator by applying an appropriate transformation. This method uses one call to the random number generator. More complicated distributions are created by the *acceptance-rejection* method, which compares the desired distribution against a distribution which is similar and known analytically. This usually requires several samples from the generator.

The library also provides cumulative distribution functions and inverse cumulative distribution functions, sometimes referred to as quantile functions. The cumulative distribution functions and their inverses are computed separately for the upper and lower tails of the distribution, allowing full accuracy to be retained for small results.

The functions for random variates and probability density functions described in this section are declared in `'gsl_randist.h'`. The corresponding cumulative distribution functions are declared in `'gsl_cdf.h'`.

Note that the discrete random variate functions always return a value of type `unsigned int`, and on most platforms this has a maximum value of  $2^{32} - 1 \approx 4.29 \times 10^9$ . They should only be called with a safe range of parameters (where there is a negligible probability of a variate exceeding this limit) to prevent incorrect results due to overflow.

### 19.1 Introduction

Continuous random number distributions are defined by a probability density function,  $p(x)$ , such that the probability of  $x$  occurring in the infinitesimal range  $x$  to  $x + dx$  is  $p dx$ .

The cumulative distribution function for the lower tail  $P(x)$  is defined by the integral,

$$P(x) = \int_{-\infty}^x dx' p(x')$$

and gives the probability of a variate taking a value less than  $x$ .

The cumulative distribution function for the upper tail  $Q(x)$  is defined by the integral,

$$Q(x) = \int_x^{+\infty} dx' p(x')$$

and gives the probability of a variate taking a value greater than  $x$ .

The upper and lower cumulative distribution functions are related by  $P(x) + Q(x) = 1$  and satisfy  $0 \leq P(x) \leq 1$ ,  $0 \leq Q(x) \leq 1$ .

The inverse cumulative distributions,  $x = P^{-1}(P)$  and  $x = Q^{-1}(Q)$  give the values of  $x$  which correspond to a specific value of  $P$  or  $Q$ . They can be used to find confidence limits from probability values.

For discrete distributions the probability of sampling the integer value  $k$  is given by  $p(k)$ , where  $\sum_k p(k) = 1$ . The cumulative distribution for the lower tail  $P(k)$  of a discrete

distribution is defined as,

$$P(k) = \sum_{i \leq k} p(i)$$

where the sum is over the allowed range of the distribution less than or equal to  $k$ .

The cumulative distribution for the upper tail of a discrete distribution  $Q(k)$  is defined as

$$Q(k) = \sum_{i > k} p(i)$$

giving the sum of probabilities for all values greater than  $k$ . These two definitions satisfy the identity  $P(k) + Q(k) = 1$ .

If the range of the distribution is 1 to  $n$  inclusive then  $P(n) = 1$ ,  $Q(n) = 0$  while  $P(1) = p(1)$ ,  $Q(1) = 1 - p(1)$ .

## 19.2 The Gaussian Distribution

`double gsl_ran_gaussian (const gsl_rng * r, double sigma)` [Function]

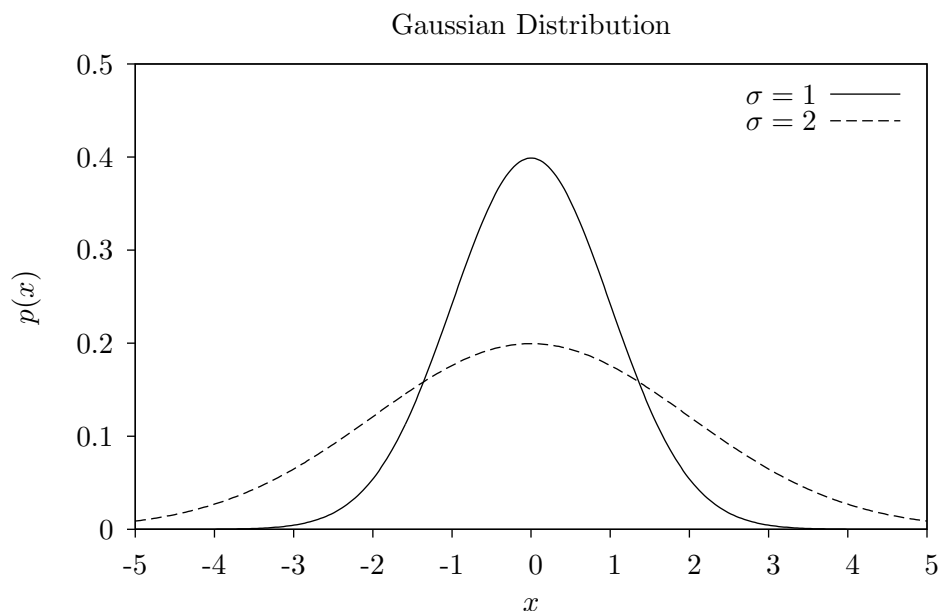
This function returns a Gaussian random variate, with mean zero and standard deviation *sigma*. The probability distribution for Gaussian random variates is,

$$p(x)dx = \frac{1}{\sqrt{2\pi\sigma^2}} \exp(-x^2/2\sigma^2)dx$$

for  $x$  in the range  $-\infty$  to  $+\infty$ . Use the transformation  $z = \mu + x$  on the numbers returned by `gsl_ran_gaussian` to obtain a Gaussian distribution with mean  $\mu$ . This function uses the Box-Mueller algorithm which requires two calls to the random number generator *r*.

`double gsl_ran_gaussian_pdf (double x, double sigma)` [Function]

This function computes the probability density  $p(x)$  at  $x$  for a Gaussian distribution with standard deviation *sigma*, using the formula given above.



`double gsl_ran_gaussian_ziggurat (const gsl_rng * r, double sigma)` [Function]

`double gsl_ran_gaussian_ratio_method (const gsl_rng * r, double sigma)` [Function]

This function computes a Gaussian random variate using the alternative Marsaglia-Tsang ziggurat and Kinderman-Monahan-Leva ratio methods. The Ziggurat algorithm is the fastest available algorithm in most cases.

`double gsl_ran_ugaussian (const gsl_rng * r)` [Function]

`double gsl_ran_ugaussian_pdf (double x)` [Function]

`double gsl_ran_ugaussian_ratio_method (const gsl_rng * r)` [Function]

These functions compute results for the unit Gaussian distribution. They are equivalent to the functions above with a standard deviation of one, *sigma* = 1.

`double gsl_cdf_gaussian_P (double x, double sigma)` [Function]

`double gsl_cdf_gaussian_Q (double x, double sigma)` [Function]

`double gsl_cdf_gaussian_Pinv (double P, double sigma)` [Function]

`double gsl_cdf_gaussian_Qinv (double Q, double sigma)` [Function]

These functions compute the cumulative distribution functions  $P(x)$ ,  $Q(x)$  and their inverses for the Gaussian distribution with standard deviation *sigma*.

`double gsl_cdf_ugaussian_P (double x)` [Function]

`double gsl_cdf_ugaussian_Q (double x)` [Function]

`double gsl_cdf_ugaussian_Pinv (double P)` [Function]

`double gsl_cdf_ugaussian_Qinv (double Q)` [Function]

These functions compute the cumulative distribution functions  $P(x)$ ,  $Q(x)$  and their inverses for the unit Gaussian distribution.

## 19.3 The Gaussian Tail Distribution

`double gsl_ran_gaussian_tail` (*const gsl\_rng \* r, double a, double sigma*) [Function]

This function provides random variates from the upper tail of a Gaussian distribution with standard deviation *sigma*. The values returned are larger than the lower limit *a*, which must be positive. The method is based on Marsaglia's famous rectangle-wedge-tail algorithm (Ann. Math. Stat. 32, 894–899 (1961)), with this aspect explained in Knuth, v2, 3rd ed, p139,586 (exercise 11).

The probability distribution for Gaussian tail random variates is,

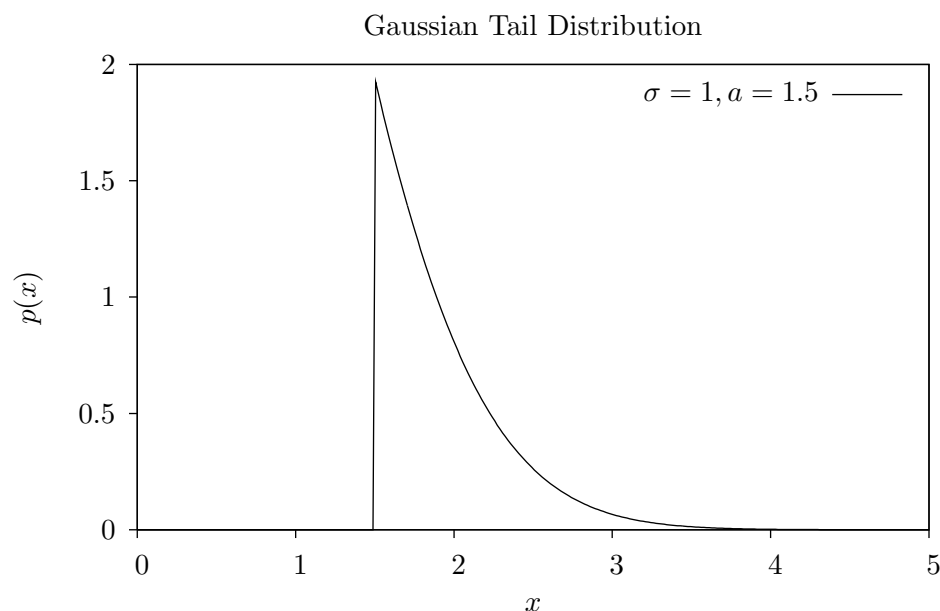
$$p(x)dx = \frac{1}{N(a;\sigma)\sqrt{2\pi\sigma^2}} \exp(-x^2/2\sigma^2)dx$$

for  $x > a$  where  $N(a;\sigma)$  is the normalization constant,

$$N(a;\sigma) = \frac{1}{2}\operatorname{erfc}\left(\frac{a}{\sqrt{2}\sigma}\right).$$

`double gsl_ran_gaussian_tail_pdf` (*double x, double a, double sigma*) [Function]

This function computes the probability density  $p(x)$  at  $x$  for a Gaussian tail distribution with standard deviation *sigma* and lower limit *a*, using the formula given above.



`double gsl_ran_ugaussian_tail` (*const gsl\_rng \* r, double a*) [Function]

`double gsl_ran_ugaussian_tail_pdf` (*double x, double a*) [Function]

These functions compute results for the tail of a unit Gaussian distribution. They are equivalent to the functions above with a standard deviation of one,  $\sigma = 1$ .

## 19.4 The Bivariate Gaussian Distribution

`void gsl_ran_bivariate_gaussian` (*const gsl\_rng \* r*, *double* *sigma\_x*, *double* *sigma\_y*, *double* *rho*, *double \***x*, *double \***y*) [Function]

This function generates a pair of correlated Gaussian variates, with mean zero, correlation coefficient *rho* and standard deviations *sigma\_x* and *sigma\_y* in the *x* and *y* directions. The probability distribution for bivariate Gaussian random variates is,

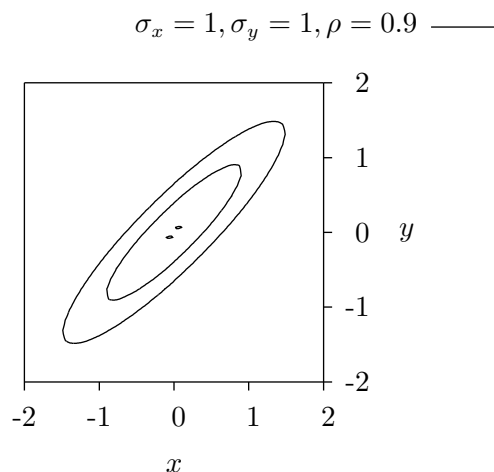
$$p(x, y) dx dy = \frac{1}{2\pi\sigma_x\sigma_y\sqrt{1-\rho^2}} \exp\left(-\frac{(x^2/\sigma_x^2 + y^2/\sigma_y^2 - 2\rho xy/(\sigma_x\sigma_y))}{2(1-\rho^2)}\right) dx dy$$

for *x, y* in the range  $-\infty$  to  $+\infty$ . The correlation coefficient *rho* should lie between 1 and -1.

`double gsl_ran_bivariate_gaussian_pdf` (*double* *x*, *double* *y*, *double* *sigma\_x*, *double* *sigma\_y*, *double* *rho*) [Function]

This function computes the probability density  $p(x, y)$  at (*x, y*) for a bivariate Gaussian distribution with standard deviations *sigma\_x*, *sigma\_y* and correlation coefficient *rho*, using the formula given above.

Bivariate Gaussian Distribution



## 19.5 The Exponential Distribution

`double gsl_ran_exponential (const gsl_rng * r, double mu)` [Function]

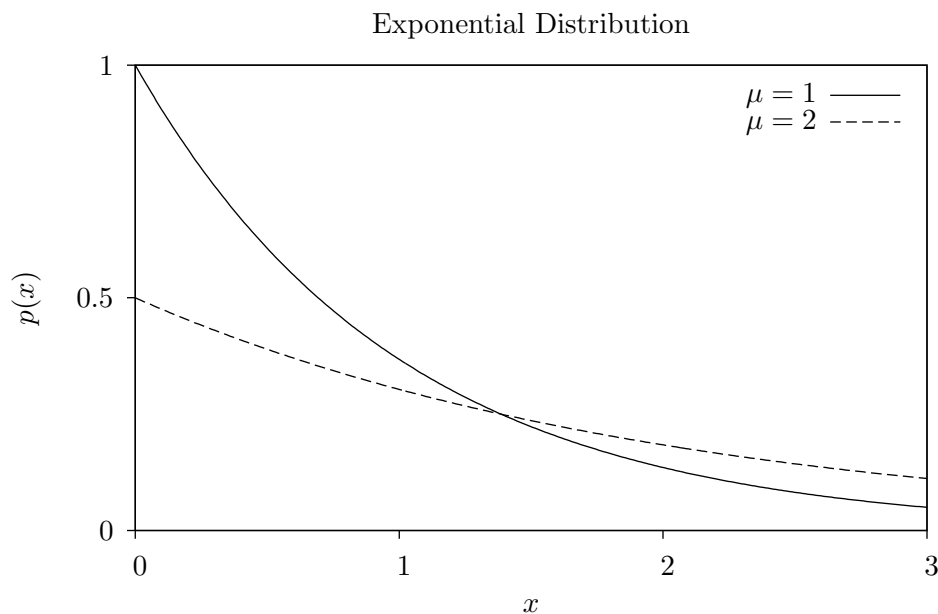
This function returns a random variate from the exponential distribution with mean  $\mu$ . The distribution is,

$$p(x)dx = \frac{1}{\mu} \exp(-x/\mu)dx$$

for  $x \geq 0$ .

`double gsl_ran_exponential_pdf (double x, double mu)` [Function]

This function computes the probability density  $p(x)$  at  $x$  for an exponential distribution with mean  $\mu$ , using the formula given above.



`double gsl_cdf_exponential_P (double x, double mu)` [Function]

`double gsl_cdf_exponential_Q (double x, double mu)` [Function]

`double gsl_cdf_exponential_Pinv (double P, double mu)` [Function]

`double gsl_cdf_exponential_Qinv (double Q, double mu)` [Function]

These functions compute the cumulative distribution functions  $P(x)$ ,  $Q(x)$  and their inverses for the exponential distribution with mean  $\mu$ .



## 19.6 The Laplace Distribution

`double gsl_ran_laplace (const gsl_rng * r, double a)` [Function]

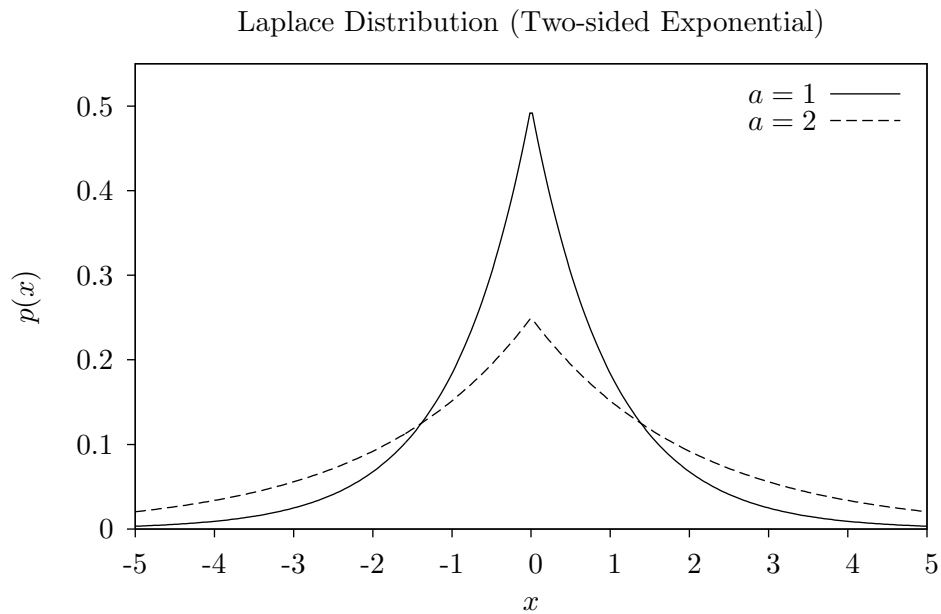
This function returns a random variate from the Laplace distribution with width  $a$ .  
The distribution is,

$$p(x)dx = \frac{1}{2a} \exp(-|x/a|)dx$$

for  $-\infty < x < \infty$ .

`double gsl_ran_laplace_pdf (double x, double a)` [Function]

This function computes the probability density  $p(x)$  at  $x$  for a Laplace distribution with width  $a$ , using the formula given above.



`double gsl_cdf_laplace_P (double x, double a)` [Function]

`double gsl_cdf_laplace_Q (double x, double a)` [Function]

`double gsl_cdf_laplace_Pinv (double P, double a)` [Function]

`double gsl_cdf_laplace_Qinv (double Q, double a)` [Function]

These functions compute the cumulative distribution functions  $P(x)$ ,  $Q(x)$  and their inverses for the Laplace distribution with width  $a$ .

## 19.7 The Exponential Power Distribution

`double gsl_ran_exppow (const gsl_rng * r, double a, double b)` [Function]

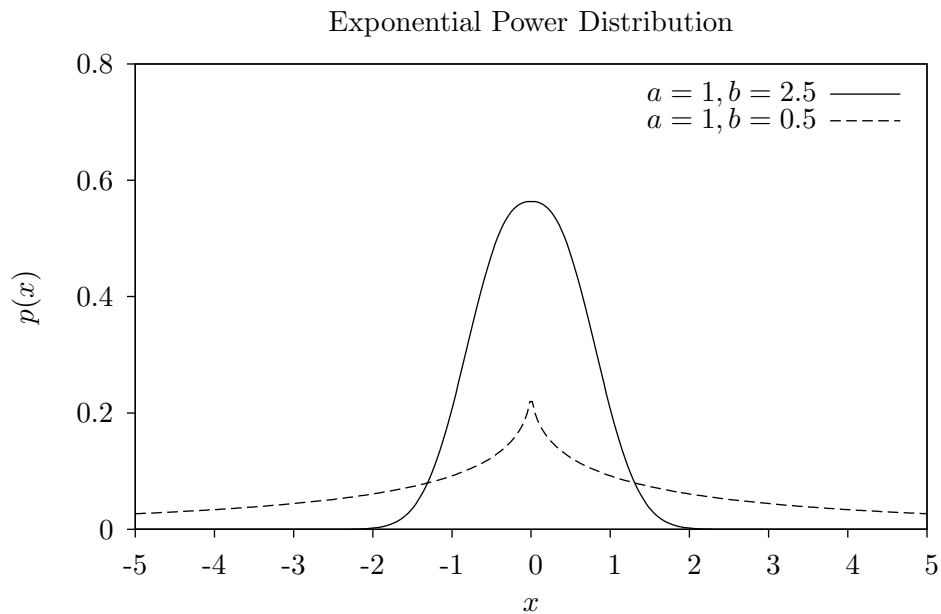
This function returns a random variate from the exponential power distribution with scale parameter  $a$  and exponent  $b$ . The distribution is,

$$p(x)dx = \frac{1}{2a\Gamma(1 + 1/b)} \exp(-|x/a|^b)dx$$

for  $x \geq 0$ . For  $b = 1$  this reduces to the Laplace distribution. For  $b = 2$  it has the same form as a gaussian distribution, but with  $a = \sqrt{2}\sigma$ .

`double gsl_ran_exppow_pdf (double x, double a, double b)` [Function]

This function computes the probability density  $p(x)$  at  $x$  for an exponential power distribution with scale parameter  $a$  and exponent  $b$ , using the formula given above.



`double gsl_cdf_exppow_P (double x, double a, double b)` [Function]

`double gsl_cdf_exppow_Q (double x, double a, double b)` [Function]

These functions compute the cumulative distribution functions  $P(x)$ ,  $Q(x)$  for the exponential power distribution with parameters  $a$  and  $b$ .

## 19.8 The Cauchy Distribution

`double gsl_ran_cauchy (const gsl_rng * r, double a)` [Function]

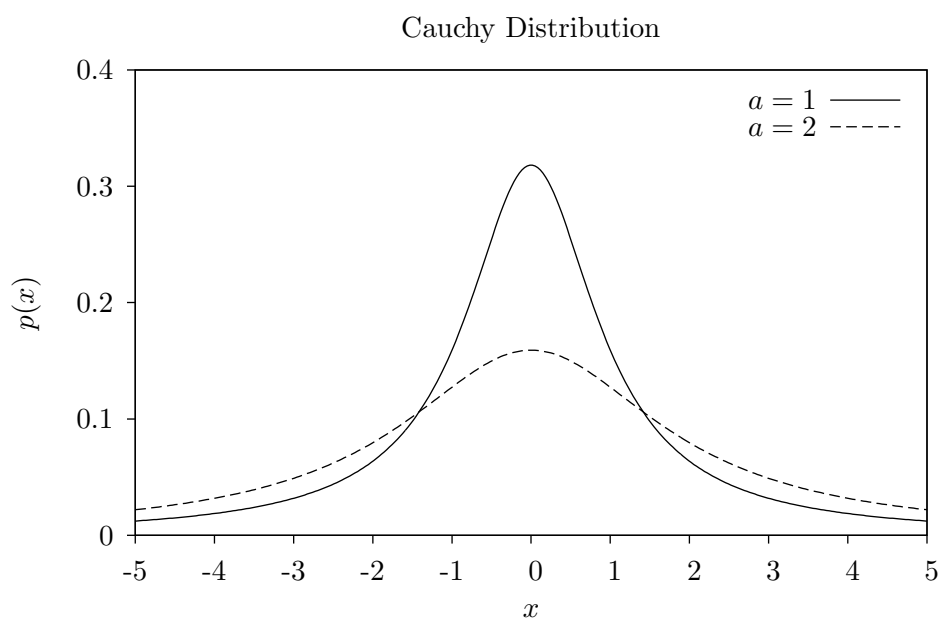
This function returns a random variate from the Cauchy distribution with scale parameter  $a$ . The probability distribution for Cauchy random variates is,

$$p(x)dx = \frac{1}{a\pi(1 + (x/a)^2)}dx$$

for  $x$  in the range  $-\infty$  to  $+\infty$ . The Cauchy distribution is also known as the Lorentz distribution.

`double gsl_ran_cauchy_pdf (double x, double a)` [Function]

This function computes the probability density  $p(x)$  at  $x$  for a Cauchy distribution with scale parameter  $a$ , using the formula given above.



`double gsl_cdf_cauchy_P (double x, double a)` [Function]

`double gsl_cdf_cauchy_Q (double x, double a)` [Function]

`double gsl_cdf_cauchy_Pinv (double P, double a)` [Function]

`double gsl_cdf_cauchy_Qinv (double Q, double a)` [Function]

These functions compute the cumulative distribution functions  $P(x)$ ,  $Q(x)$  and their inverses for the Cauchy distribution with scale parameter  $a$ .

## 19.9 The Rayleigh Distribution

`double gsl_ran_rayleigh (const gsl_rng * r, double sigma)` [Function]

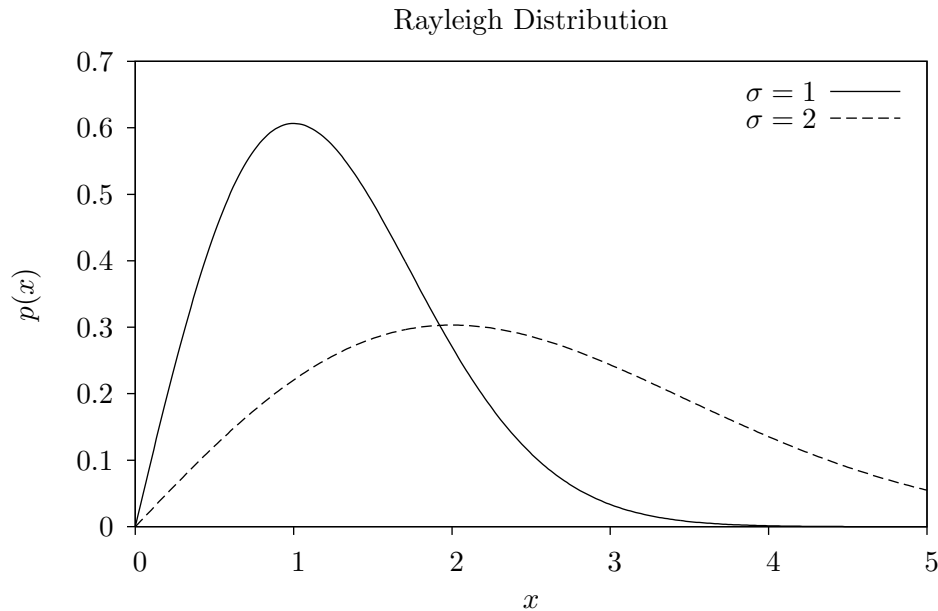
This function returns a random variate from the Rayleigh distribution with scale parameter *sigma*. The distribution is,

$$p(x)dx = \frac{x}{\sigma^2} \exp(-x^2/(2\sigma^2))dx$$

for  $x > 0$ .

`double gsl_ran_rayleigh_pdf (double x, double sigma)` [Function]

This function computes the probability density  $p(x)$  at  $x$  for a Rayleigh distribution with scale parameter *sigma*, using the formula given above.



`double gsl_cdf_rayleigh_P (double x, double sigma)` [Function]

`double gsl_cdf_rayleigh_Q (double x, double sigma)` [Function]

`double gsl_cdf_rayleigh_Pinv (double P, double sigma)` [Function]

`double gsl_cdf_rayleigh_Qinv (double Q, double sigma)` [Function]

These functions compute the cumulative distribution functions  $P(x)$ ,  $Q(x)$  and their inverses for the Rayleigh distribution with scale parameter *sigma*.

## 19.10 The Rayleigh Tail Distribution

`double gsl_ran_rayleigh_tail` (*const gsl\_rng \* r*, *double a*, *double sigma*) [Function]

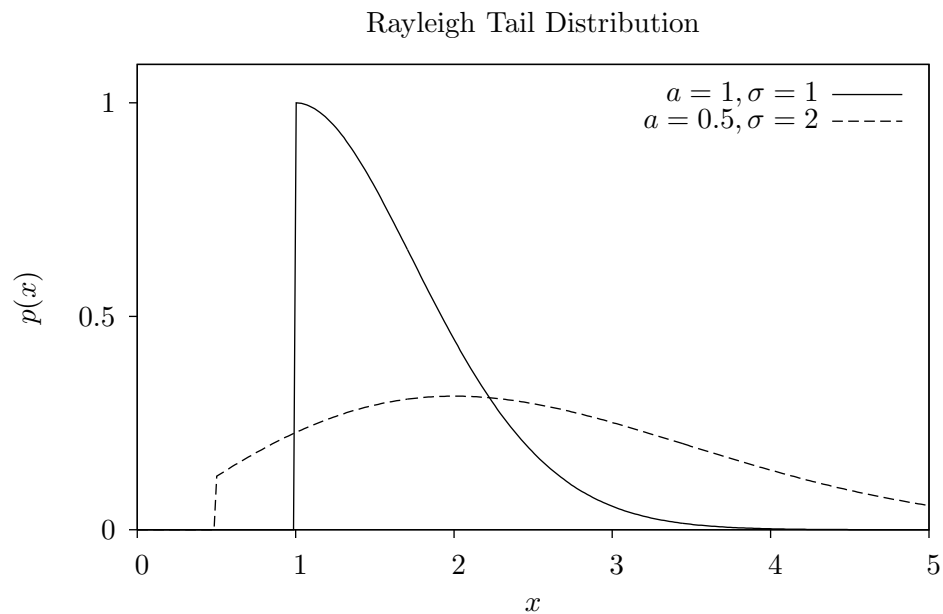
This function returns a random variate from the tail of the Rayleigh distribution with scale parameter *sigma* and a lower limit of *a*. The distribution is,

$$p(x)dx = \frac{x}{\sigma^2} \exp(-(a^2 - x^2)/(2\sigma^2))dx$$

for  $x > a$ .

`double gsl_ran_rayleigh_tail_pdf` (*double x*, *double a*, *double sigma*) [Function]

This function computes the probability density  $p(x)$  at  $x$  for a Rayleigh tail distribution with scale parameter *sigma* and lower limit *a*, using the formula given above.



## 19.11 The Landau Distribution

**double gsl\_ran\_landau** (*const gsl\_rng \* r*) [Function]

This function returns a random variate from the Landau distribution. The probability distribution for Landau random variates is defined analytically by the complex integral,

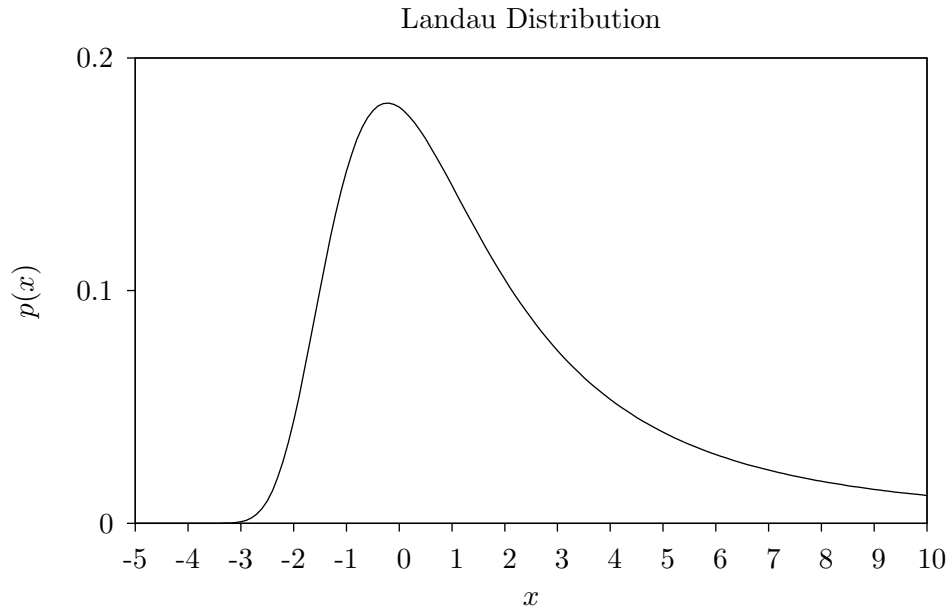
$$p(x) = \frac{1}{2\pi i} \int_{c-i\infty}^{c+i\infty} ds \exp(s \log(s) + xs)$$

For numerical purposes it is more convenient to use the following equivalent form of the integral,

$$p(x) = (1/\pi) \int_0^\infty dt \exp(-t \log(t) - xt) \sin(\pi t).$$

**double gsl\_ran\_landau\_pdf** (*double x*) [Function]

This function computes the probability density  $p(x)$  at  $x$  for the Landau distribution using an approximation to the formula given above.



## 19.12 The Levy alpha-Stable Distributions

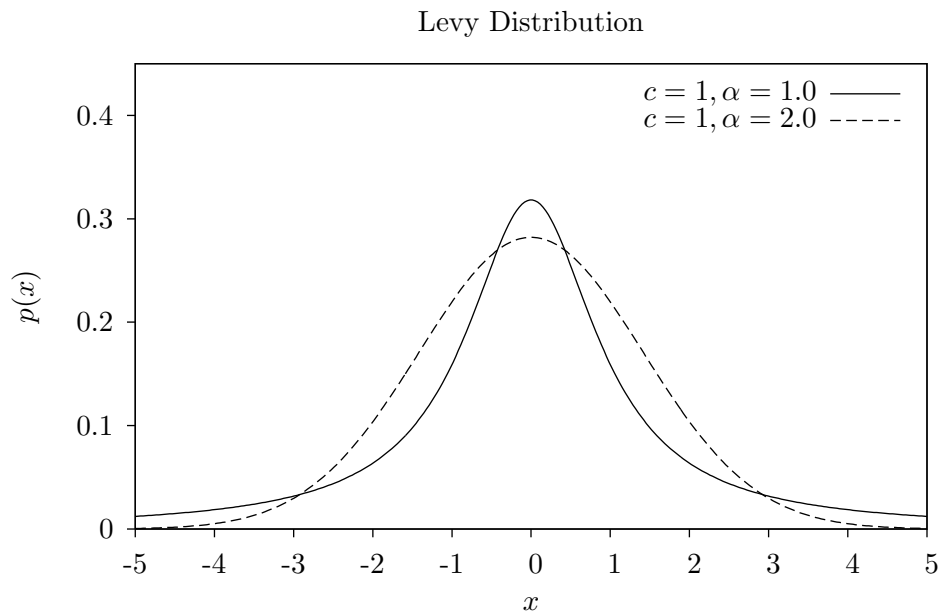
`double gsl_ran_levy (const gsl_rng * r, double c, double alpha)` [Function]

This function returns a random variate from the Levy symmetric stable distribution with scale  $c$  and exponent  $\alpha$ . The symmetric stable probability distribution is defined by a fourier transform,

$$p(x) = \frac{1}{2\pi} \int_{-\infty}^{+\infty} dt \exp(-itx - |ct|^\alpha)$$

There is no explicit solution for the form of  $p(x)$  and the library does not define a corresponding `pdf` function. For  $\alpha = 1$  the distribution reduces to the Cauchy distribution. For  $\alpha = 2$  it is a Gaussian distribution with  $\sigma = \sqrt{2}c$ . For  $\alpha < 1$  the tails of the distribution become extremely wide.

The algorithm only works for  $0 < \alpha \leq 2$ .



### 19.13 The Levy skew alpha-Stable Distribution

`double gsl_ran_levy_skew` (*const gsl\_rng \* r*, *double c*, *double alpha*, *double beta*) [Function]

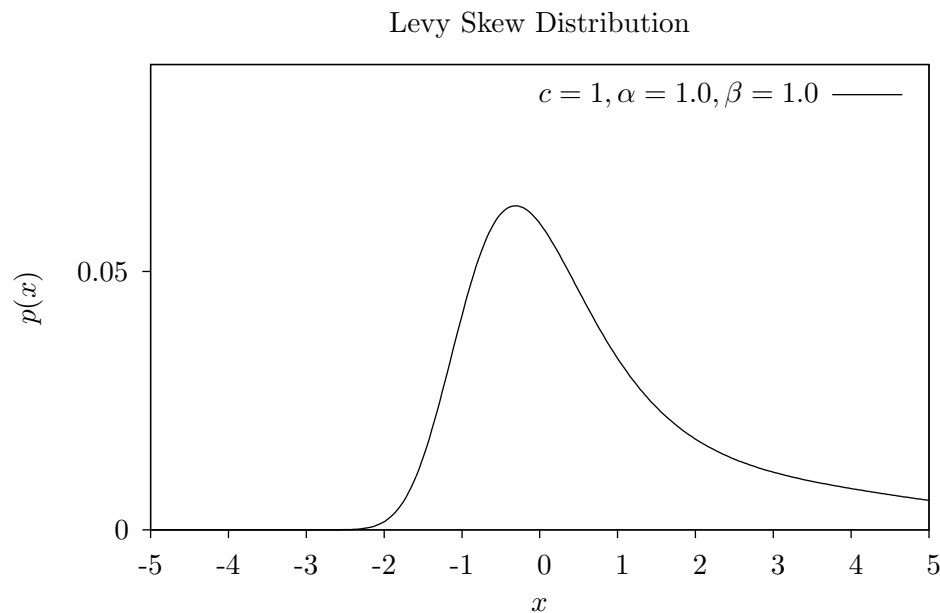
This function returns a random variate from the Levy skew stable distribution with scale  $c$ , exponent  $\alpha$  and skewness parameter  $\beta$ . The skewness parameter must lie in the range  $[-1, 1]$ . The Levy skew stable probability distribution is defined by a fourier transform,

$$p(x) = \frac{1}{2\pi} \int_{-\infty}^{+\infty} dt \exp(-itx - |ct|^\alpha (1 - i\beta \text{sign}(t) \tan(\pi\alpha/2)))$$

When  $\alpha = 1$  the term  $\tan(\pi\alpha/2)$  is replaced by  $-(2/\pi) \log |t|$ . There is no explicit solution for the form of  $p(x)$  and the library does not define a corresponding `pdf` function. For  $\alpha = 2$  the distribution reduces to a Gaussian distribution with  $\sigma = \sqrt{2}c$  and the skewness parameter has no effect. For  $\alpha < 1$  the tails of the distribution become extremely wide. The symmetric distribution corresponds to  $\beta = 0$ .

The algorithm only works for  $0 < \alpha \leq 2$ .

The Levy alpha-stable distributions have the property that if  $N$  alpha-stable variates are drawn from the distribution  $p(c, \alpha, \beta)$  then the sum  $Y = X_1 + X_2 + \dots + X_N$  will also be distributed as an alpha-stable variate,  $p(N^{1/\alpha}c, \alpha, \beta)$ .





## 19.14 The Gamma Distribution

`double gsl_ran_gamma (const gsl_rng * r, double a, double b)` [Function]

This function returns a random variate from the gamma distribution. The distribution function is,

$$p(x)dx = \frac{1}{\Gamma(a)b^a} x^{a-1} e^{-x/b} dx$$

for  $x > 0$ .

The gamma distribution with an integer parameter  $a$  is known as the Erlang distribution.

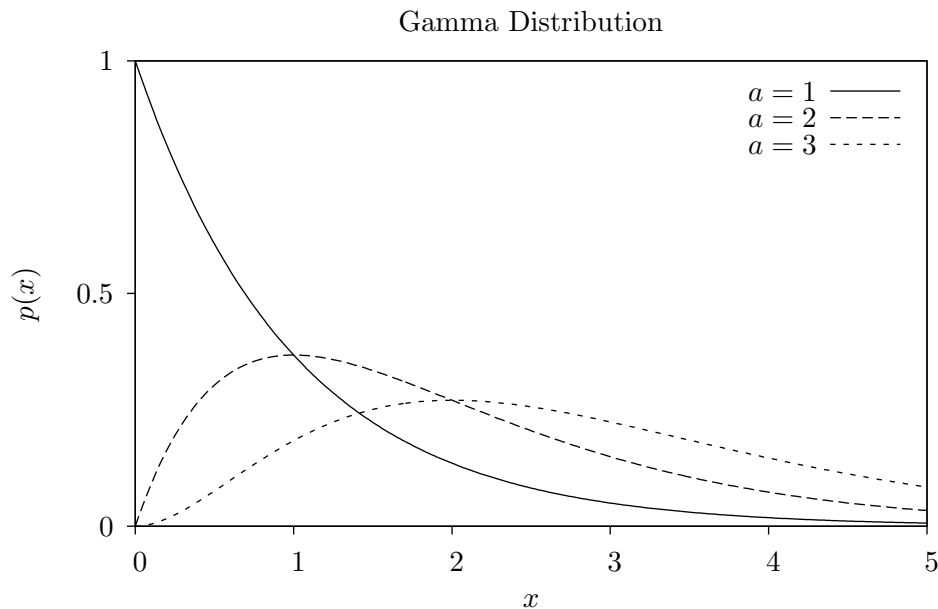
The variates are computed using the Marsaglia-Tsang fast gamma method. This function for this method was previously called `gsl_ran_gamma_mt` and can still be accessed using this name.

`double gsl_ran_gamma_knuth (const gsl_rng * r, double a, double b)` [Function]

This function returns a gamma variate using the algorithms from Knuth (vol 2).

`double gsl_ran_gamma_pdf (double x, double a, double b)` [Function]

This function computes the probability density  $p(x)$  at  $x$  for a gamma distribution with parameters  $a$  and  $b$ , using the formula given above.



`double gsl_cdf_gamma_P (double x, double a, double b)` [Function]

`double gsl_cdf_gamma_Q (double x, double a, double b)` [Function]

`double gsl_cdf_gamma_Pinv (double P, double a, double b)` [Function]

`double gsl_cdf_gamma_Qinv (double Q, double a, double b)` [Function]

These functions compute the cumulative distribution functions  $P(x)$ ,  $Q(x)$  and their inverses for the gamma distribution with parameters  $a$  and  $b$ .

## 19.15 The Flat (Uniform) Distribution

`double gsl_ran_flat (const gsl_rng * r, double a, double b)` [Function]

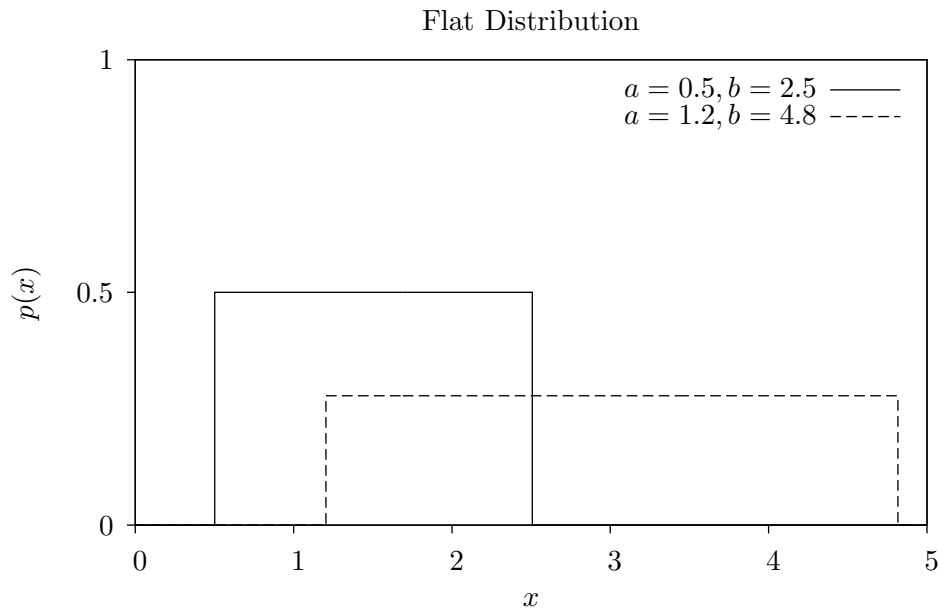
This function returns a random variate from the flat (uniform) distribution from  $a$  to  $b$ . The distribution is,

$$p(x)dx = \frac{1}{(b-a)}dx$$

if  $a \leq x < b$  and 0 otherwise.

`double gsl_ran_flat_pdf (double x, double a, double b)` [Function]

This function computes the probability density  $p(x)$  at  $x$  for a uniform distribution from  $a$  to  $b$ , using the formula given above.



`double gsl_cdf_flat_P (double x, double a, double b)` [Function]

`double gsl_cdf_flat_Q (double x, double a, double b)` [Function]

`double gsl_cdf_flat_Pinv (double P, double a, double b)` [Function]

`double gsl_cdf_flat_Qinv (double Q, double a, double b)` [Function]

These functions compute the cumulative distribution functions  $P(x)$ ,  $Q(x)$  and their inverses for a uniform distribution from  $a$  to  $b$ .

## 19.16 The Lognormal Distribution

`double gsl_ran_lognormal (const gsl_rng * r, double zeta, double sigma)` [Function]

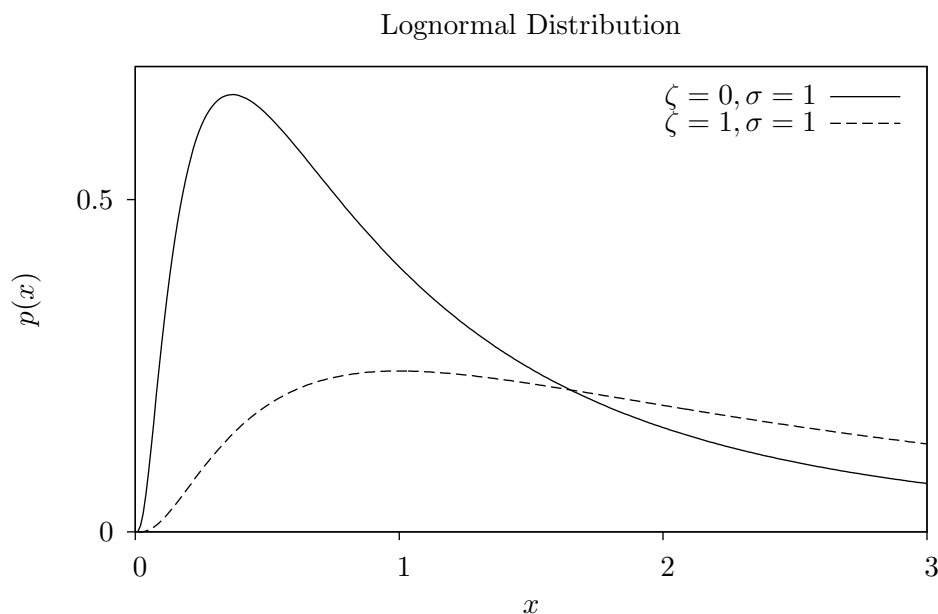
This function returns a random variate from the lognormal distribution. The distribution function is,

$$p(x)dx = \frac{1}{x\sqrt{2\pi\sigma^2}} \exp(-(\ln(x) - \zeta)^2/2\sigma^2)dx$$

for  $x > 0$ .

`double gsl_ran_lognormal_pdf (double x, double zeta, double sigma)` [Function]

This function computes the probability density  $p(x)$  at  $x$  for a lognormal distribution with parameters  $zeta$  and  $sigma$ , using the formula given above.



`double gsl_cdf_lognormal_P (double x, double zeta, double sigma)` [Function]

`double gsl_cdf_lognormal_Q (double x, double zeta, double sigma)` [Function]

`double gsl_cdf_lognormal_Pinv (double P, double zeta, double sigma)` [Function]

`double gsl_cdf_lognormal_Qinv (double Q, double zeta, double sigma)` [Function]

These functions compute the cumulative distribution functions  $P(x)$ ,  $Q(x)$  and their inverses for the lognormal distribution with parameters  $zeta$  and  $sigma$ .

## 19.17 The Chi-squared Distribution

The chi-squared distribution arises in statistics. If  $Y_i$  are  $n$  independent gaussian random variates with unit variance then the sum-of-squares,

$$X_i = \sum_i Y_i^2$$

has a chi-squared distribution with  $n$  degrees of freedom.

**double gsl\_ran\_chisq** (*const gsl\_rng \* r, double nu*) [Function]

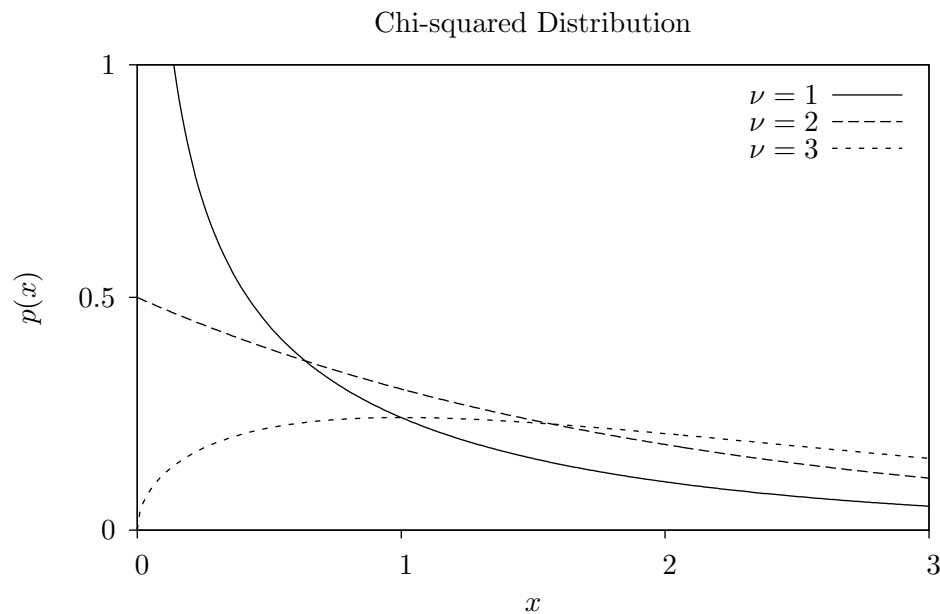
This function returns a random variate from the chi-squared distribution with  $nu$  degrees of freedom. The distribution function is,

$$p(x)dx = \frac{1}{2\Gamma(\nu/2)}(x/2)^{\nu/2-1} \exp(-x/2)dx$$

for  $x \geq 0$ .

**double gsl\_ran\_chisq\_pdf** (*double x, double nu*) [Function]

This function computes the probability density  $p(x)$  at  $x$  for a chi-squared distribution with  $nu$  degrees of freedom, using the formula given above.



**double gsl\_cdf\_chisq\_P** (*double x, double nu*) [Function]

**double gsl\_cdf\_chisq\_Q** (*double x, double nu*) [Function]

**double gsl\_cdf\_chisq\_Pinv** (*double P, double nu*) [Function]

**double gsl\_cdf\_chisq\_Qinv** (*double Q, double nu*) [Function]

These functions compute the cumulative distribution functions  $P(x)$ ,  $Q(x)$  and their inverses for the chi-squared distribution with  $nu$  degrees of freedom.

## 19.18 The F-distribution

The F-distribution arises in statistics. If  $Y_1$  and  $Y_2$  are chi-squared deviates with  $\nu_1$  and  $\nu_2$  degrees of freedom then the ratio,

$$X = \frac{(Y_1/\nu_1)}{(Y_2/\nu_2)}$$

has an F-distribution  $F(x; \nu_1, \nu_2)$ .

**double gsl\_ran\_fdist** (*const gsl\_rng \* r, double nu1, double nu2*) [Function]

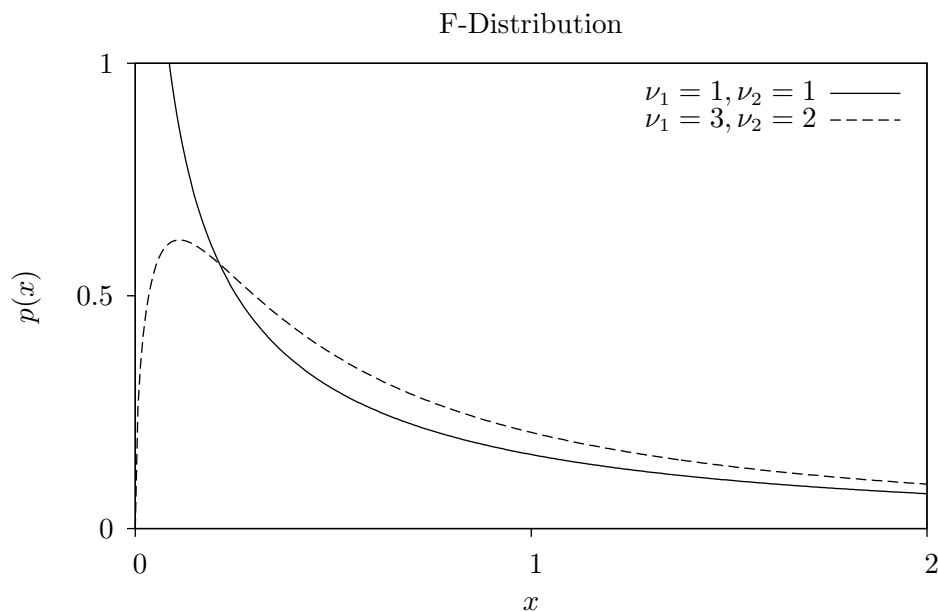
This function returns a random variate from the F-distribution with degrees of freedom *nu1* and *nu2*. The distribution function is,

$$p(x)dx = \frac{\Gamma((\nu_1 + \nu_2)/2)}{\Gamma(\nu_1/2)\Gamma(\nu_2/2)} \nu_1^{\nu_1/2} \nu_2^{\nu_2/2} x^{\nu_1/2-1} (\nu_2 + \nu_1 x)^{-\nu_1/2-\nu_2/2}$$

for  $x \geq 0$ .

**double gsl\_ran\_fdist\_pdf** (*double x, double nu1, double nu2*) [Function]

This function computes the probability density  $p(x)$  at  $x$  for an F-distribution with *nu1* and *nu2* degrees of freedom, using the formula given above.



**double gsl\_cdf\_fdist\_P** (*double x, double nu1, double nu2*) [Function]

**double gsl\_cdf\_fdist\_Q** (*double x, double nu1, double nu2*) [Function]

**double gsl\_cdf\_fdist\_Pinv** (*double P, double nu1, double nu2*) [Function]

**double gsl\_cdf\_fdist\_Qinv** (*double Q, double nu1, double nu2*) [Function]

These functions compute the cumulative distribution functions  $P(x)$ ,  $Q(x)$  and their inverses for the F-distribution with *nu1* and *nu2* degrees of freedom.

## 19.19 The t-distribution

The t-distribution arises in statistics. If  $Y_1$  has a normal distribution and  $Y_2$  has a chi-squared distribution with  $\nu$  degrees of freedom then the ratio,

$$X = \frac{Y_1}{\sqrt{Y_2/\nu}}$$

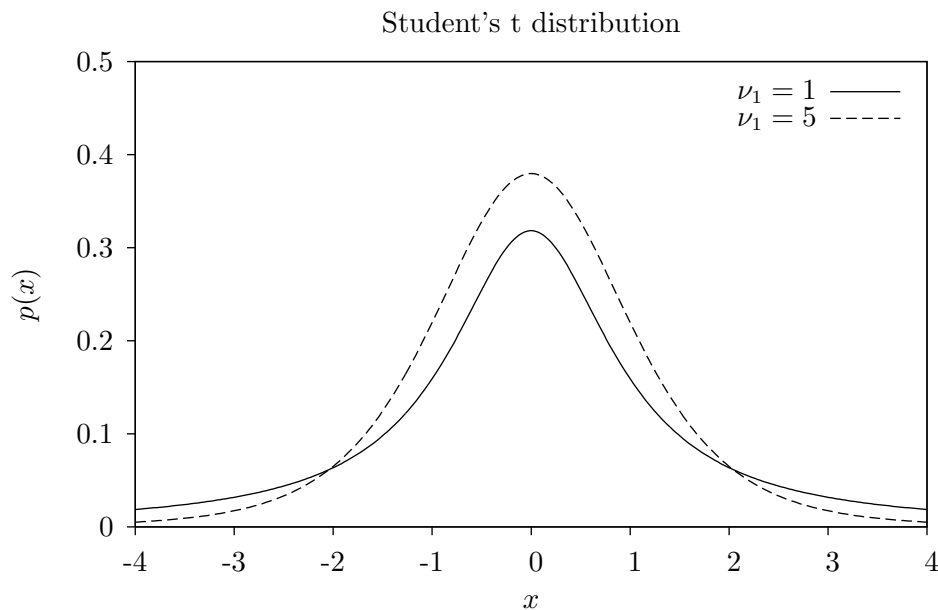
has a t-distribution  $t(x; \nu)$  with  $\nu$  degrees of freedom.

**double gsl\_ran\_tdist** (*const gsl\_rng \* r, double nu*) [Function]  
 This function returns a random variate from the t-distribution. The distribution function is,

$$p(x)dx = \frac{\Gamma((\nu+1)/2)}{\sqrt{\pi\nu}\Gamma(\nu/2)}(1+x^2/\nu)^{-(\nu+1)/2}dx$$

for  $-\infty < x < +\infty$ .

**double gsl\_ran\_tdist\_pdf** (*double x, double nu*) [Function]  
 This function computes the probability density  $p(x)$  at  $x$  for a t-distribution with  $nu$  degrees of freedom, using the formula given above.



**double gsl\_cdf\_tdist\_P** (*double x, double nu*) [Function]  
**double gsl\_cdf\_tdist\_Q** (*double x, double nu*) [Function]  
**double gsl\_cdf\_tdist\_Pinv** (*double P, double nu*) [Function]  
**double gsl\_cdf\_tdist\_Qinv** (*double Q, double nu*) [Function]

These functions compute the cumulative distribution functions  $P(x)$ ,  $Q(x)$  and their inverses for the t-distribution with  $nu$  degrees of freedom.

## 19.20 The Beta Distribution

`double gsl_ran_beta (const gsl_rng * r, double a, double b)` [Function]

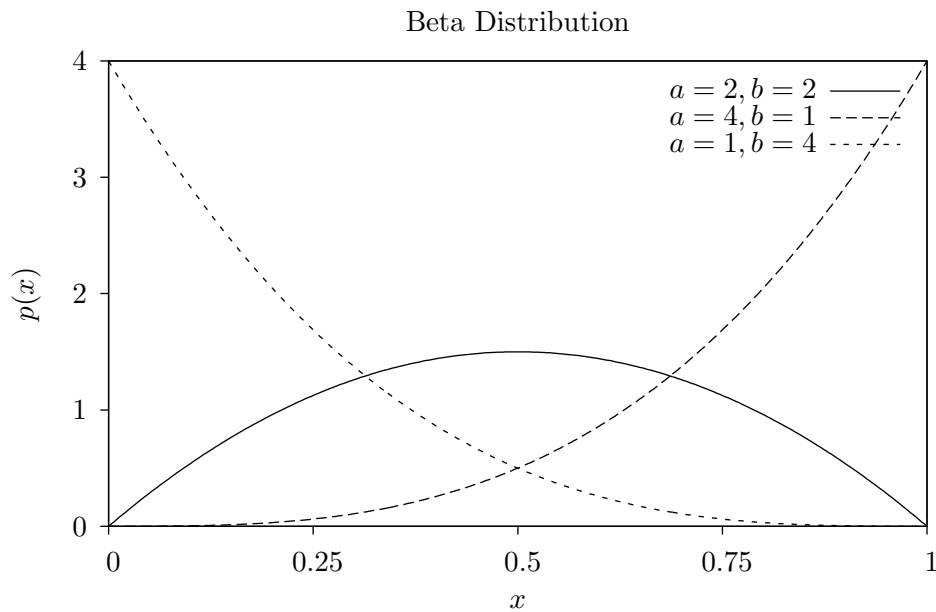
This function returns a random variate from the beta distribution. The distribution function is,

$$p(x)dx = \frac{\Gamma(a+b)}{\Gamma(a)\Gamma(b)} x^{a-1} (1-x)^{b-1} dx$$

for  $0 \leq x \leq 1$ .

`double gsl_ran_beta_pdf (double x, double a, double b)` [Function]

This function computes the probability density  $p(x)$  at  $x$  for a beta distribution with parameters  $a$  and  $b$ , using the formula given above.



`double gsl_cdf_beta_P (double x, double a, double b)` [Function]

`double gsl_cdf_beta_Q (double x, double a, double b)` [Function]

`double gsl_cdf_beta_Pinv (double P, double a, double b)` [Function]

`double gsl_cdf_beta_Qinv (double Q, double a, double b)` [Function]

These functions compute the cumulative distribution functions  $P(x)$ ,  $Q(x)$  and their inverses for the beta distribution with parameters  $a$  and  $b$ .

## 19.21 The Logistic Distribution

`double gsl_ran_logistic (const gsl_rng * r, double a)` [Function]

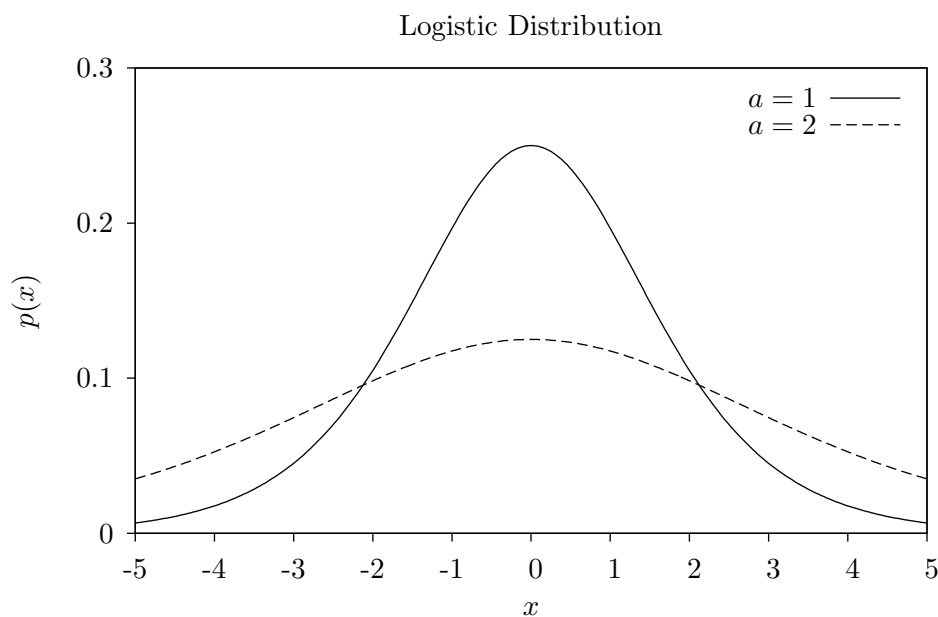
This function returns a random variate from the logistic distribution. The distribution function is,

$$p(x)dx = \frac{\exp(-x/a)}{a(1 + \exp(-x/a))^2}dx$$

for  $-\infty < x < +\infty$ .

`double gsl_ran_logistic_pdf (double x, double a)` [Function]

This function computes the probability density  $p(x)$  at  $x$  for a logistic distribution with scale parameter  $a$ , using the formula given above.



`double gsl_cdf_logistic_P (double x, double a)` [Function]

`double gsl_cdf_logistic_Q (double x, double a)` [Function]

`double gsl_cdf_logistic_Pinv (double P, double a)` [Function]

`double gsl_cdf_logistic_Qinv (double Q, double a)` [Function]

These functions compute the cumulative distribution functions  $P(x)$ ,  $Q(x)$  and their inverses for the logistic distribution with scale parameter  $a$ .



## 19.22 The Pareto Distribution

`double gsl_ran_pareto (const gsl_rng * r, double a, double b)` [Function]

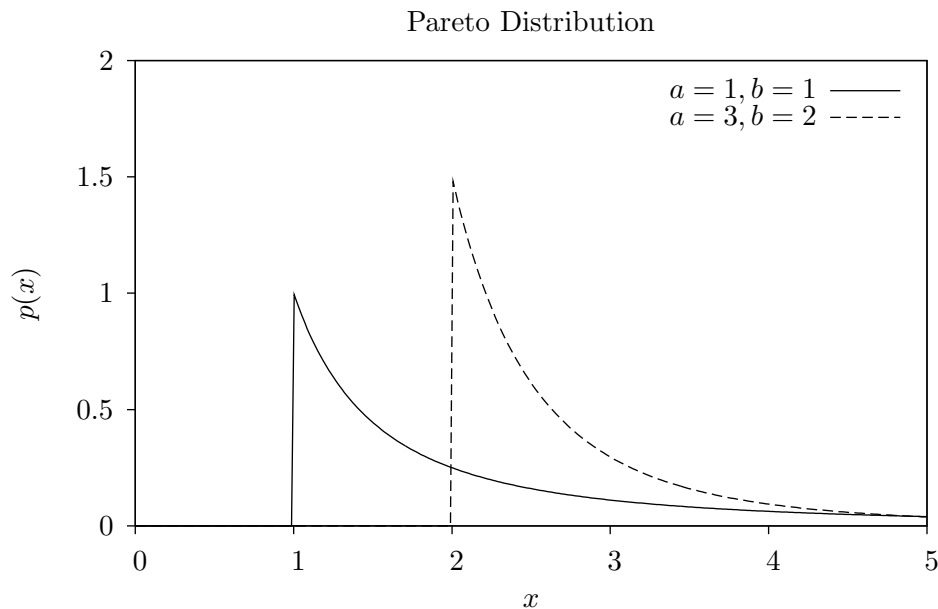
This function returns a random variate from the Pareto distribution of order  $a$ . The distribution function is,

$$p(x)dx = (a/b)/(x/b)^{a+1} dx$$

for  $x \geq b$ .

`double gsl_ran_pareto_pdf (double x, double a, double b)` [Function]

This function computes the probability density  $p(x)$  at  $x$  for a Pareto distribution with exponent  $a$  and scale  $b$ , using the formula given above.



`double gsl_cdf_pareto_P (double x, double a, double b)` [Function]

`double gsl_cdf_pareto_Q (double x, double a, double b)` [Function]

`double gsl_cdf_pareto_Pinv (double P, double a, double b)` [Function]

`double gsl_cdf_pareto_Qinv (double Q, double a, double b)` [Function]

These functions compute the cumulative distribution functions  $P(x)$ ,  $Q(x)$  and their inverses for the Pareto distribution with exponent  $a$  and scale  $b$ .

## 19.23 Spherical Vector Distributions

The spherical distributions generate random vectors, located on a spherical surface. They can be used as random directions, for example in the steps of a random walk.

`void gsl_ran_dir_2d (const gsl_rng * r, double * x, double * y)` [Function]

`void gsl_ran_dir_2d_trig_method (const gsl_rng * r, double * x, double * y)` [Function]

This function returns a random direction vector  $v = (x, y)$  in two dimensions. The vector is normalized such that  $|v|^2 = x^2 + y^2 = 1$ . The obvious way to do this is to take a uniform random number between 0 and  $2\pi$  and let  $x$  and  $y$  be the sine and cosine respectively. Two trig functions would have been expensive in the old days, but with modern hardware implementations, this is sometimes the fastest way to go. This is the case for the Pentium (but not the case for the Sun Sparcstation). One can avoid the trig evaluations by choosing  $x$  and  $y$  in the interior of a unit circle (choose them at random from the interior of the enclosing square, and then reject those that are outside the unit circle), and then dividing by  $\sqrt{x^2 + y^2}$ . A much cleverer approach, attributed to von Neumann (See Knuth, v2, 3rd ed, p140, exercise 23), requires neither trig nor a square root. In this approach,  $u$  and  $v$  are chosen at random from the interior of a unit circle, and then  $x = (u^2 - v^2)/(u^2 + v^2)$  and  $y = 2uv/(u^2 + v^2)$ .

`void gsl_ran_dir_3d (const gsl_rng * r, double * x, double * y, double * z)` [Function]

This function returns a random direction vector  $v = (x, y, z)$  in three dimensions. The vector is normalized such that  $|v|^2 = x^2 + y^2 + z^2 = 1$ . The method employed is due to Robert E. Knop (CACM 13, 326 (1970)), and explained in Knuth, v2, 3rd ed, p136. It uses the surprising fact that the distribution projected along any axis is actually uniform (this is only true for 3 dimensions).

`void gsl_ran_dir_nd (const gsl_rng * r, size_t n, double * x)` [Function]

This function returns a random direction vector  $v = (x_1, x_2, \dots, x_n)$  in  $n$  dimensions. The vector is normalized such that  $|v|^2 = x_1^2 + x_2^2 + \dots + x_n^2 = 1$ . The method uses the fact that a multivariate gaussian distribution is spherically symmetric. Each component is generated to have a gaussian distribution, and then the components are normalized. The method is described by Knuth, v2, 3rd ed, p135–136, and attributed to G. W. Brown, Modern Mathematics for the Engineer (1956).

## 19.24 The Weibull Distribution

`double gsl_ran_weibull (const gsl_rng * r, double a, double b)` [Function]

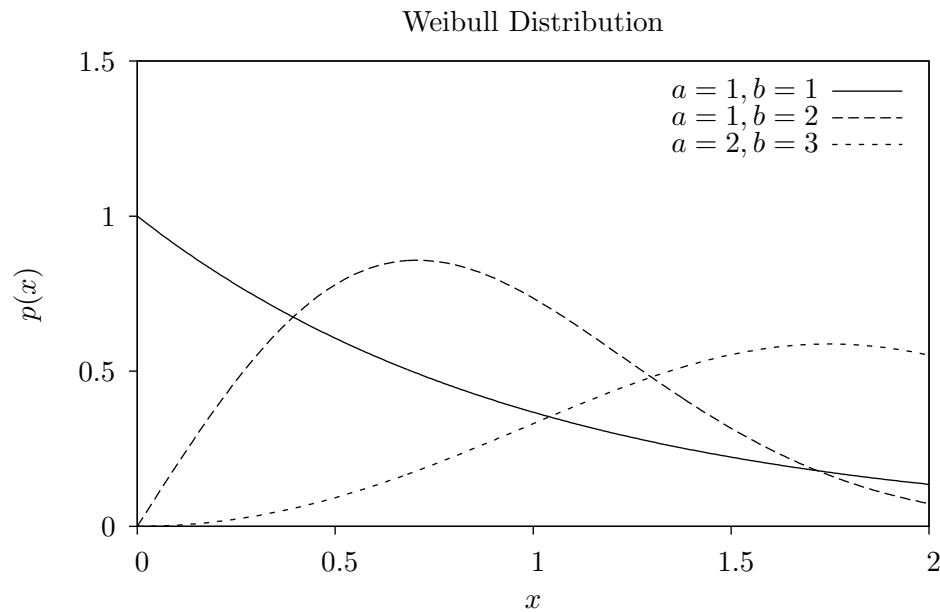
This function returns a random variate from the Weibull distribution. The distribution function is,

$$p(x)dx = \frac{b}{a^b} x^{b-1} \exp(-(x/a)^b) dx$$

for  $x \geq 0$ .

`double gsl_ran_weibull_pdf (double x, double a, double b)` [Function]

This function computes the probability density  $p(x)$  at  $x$  for a Weibull distribution with scale  $a$  and exponent  $b$ , using the formula given above.



`double gsl_cdf_weibull_P (double x, double a, double b)` [Function]

`double gsl_cdf_weibull_Q (double x, double a, double b)` [Function]

`double gsl_cdf_weibull_Pinv (double P, double a, double b)` [Function]

`double gsl_cdf_weibull_Qinv (double Q, double a, double b)` [Function]

These functions compute the cumulative distribution functions  $P(x)$ ,  $Q(x)$  and their inverses for the Weibull distribution with scale  $a$  and exponent  $b$ .

## 19.25 The Type-1 Gumbel Distribution

`double gsl_ran_gumbel1 (const gsl_rng * r, double a, double b)` [Function]

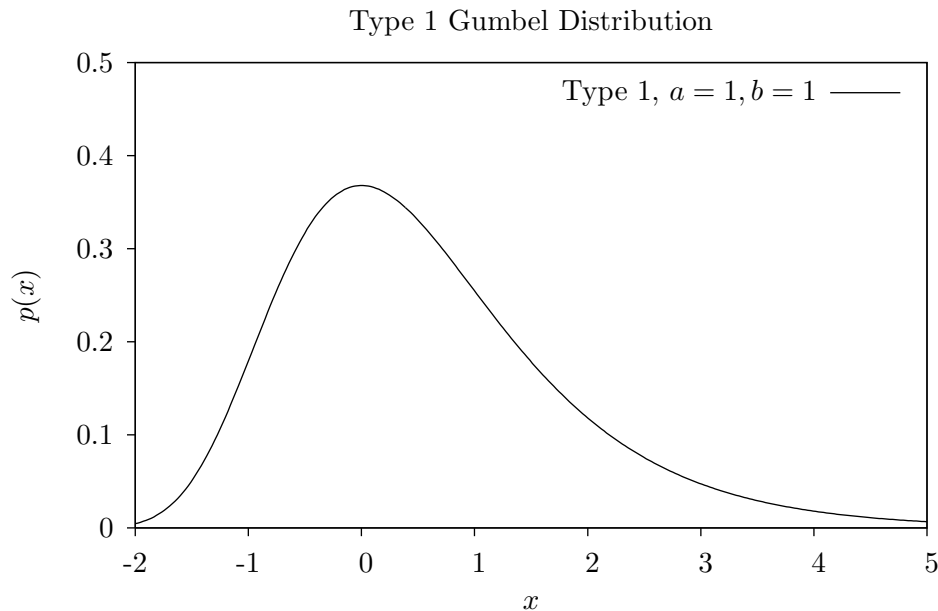
This function returns a random variate from the Type-1 Gumbel distribution. The Type-1 Gumbel distribution function is,

$$p(x)dx = ab \exp(-(b \exp(-ax) + ax))dx$$

for  $-\infty < x < \infty$ .

`double gsl_ran_gumbel1_pdf (double x, double a, double b)` [Function]

This function computes the probability density  $p(x)$  at  $x$  for a Type-1 Gumbel distribution with parameters  $a$  and  $b$ , using the formula given above.



`double gsl_cdf_gumbel1_P (double x, double a, double b)` [Function]

`double gsl_cdf_gumbel1_Q (double x, double a, double b)` [Function]

`double gsl_cdf_gumbel1_Pinv (double P, double a, double b)` [Function]

`double gsl_cdf_gumbel1_Qinv (double Q, double a, double b)` [Function]

These functions compute the cumulative distribution functions  $P(x)$ ,  $Q(x)$  and their inverses for the Type-1 Gumbel distribution with parameters  $a$  and  $b$ .

## 19.26 The Type-2 Gumbel Distribution

`double gsl_ran_gumbel2 (const gsl_rng * r, double a, double b)` [Function]

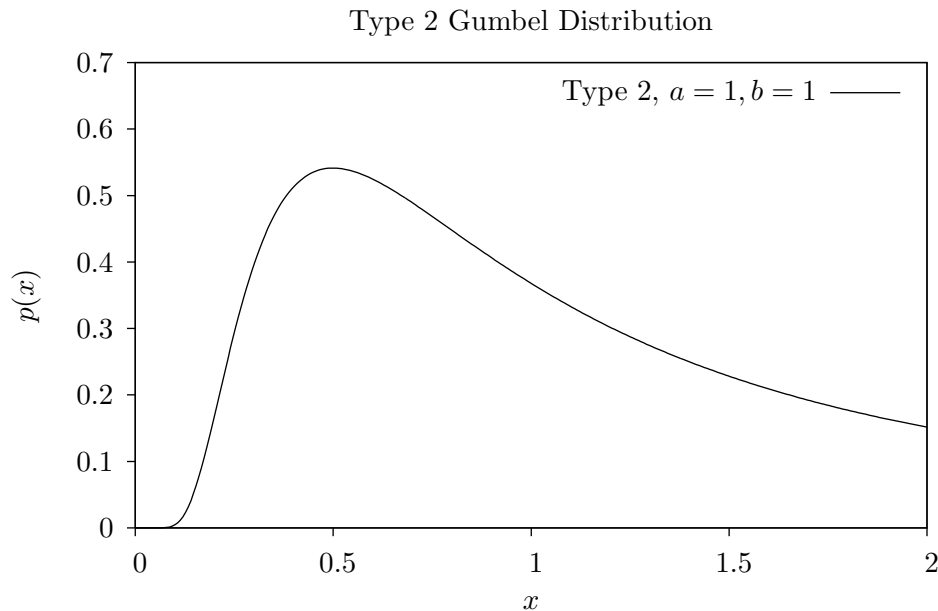
This function returns a random variate from the Type-2 Gumbel distribution. The Type-2 Gumbel distribution function is,

$$p(x)dx = abx^{-a-1} \exp(-bx^{-a})dx$$

for  $0 < x < \infty$ .

`double gsl_ran_gumbel2_pdf (double x, double a, double b)` [Function]

This function computes the probability density  $p(x)$  at  $x$  for a Type-2 Gumbel distribution with parameters  $a$  and  $b$ , using the formula given above.



`double gsl_cdf_gumbel2_P (double x, double a, double b)` [Function]

`double gsl_cdf_gumbel2_Q (double x, double a, double b)` [Function]

`double gsl_cdf_gumbel2_Pinv (double P, double a, double b)` [Function]

`double gsl_cdf_gumbel2_Qinv (double Q, double a, double b)` [Function]

These functions compute the cumulative distribution functions  $P(x)$ ,  $Q(x)$  and their inverses for the Type-2 Gumbel distribution with parameters  $a$  and  $b$ .

## 19.27 The Dirichlet Distribution

`void gsl_ran_dirichlet` (*const gsl\_rng \* r*, *size\_t K*, *const double* `alpha[]`, *double theta[]*) [Function]

This function returns an array of  $K$  random variates from a Dirichlet distribution of order  $K-1$ . The distribution function is

$$p(\theta_1, \dots, \theta_K) d\theta_1 \cdots d\theta_K = \frac{1}{Z} \prod_{i=1}^K \theta_i^{\alpha_i-1} \delta(1 - \sum_{i=1}^K \theta_i) d\theta_1 \cdots d\theta_K$$

for  $\theta_i \geq 0$  and  $\alpha_i \geq 0$ . The delta function ensures that  $\sum \theta_i = 1$ . The normalization factor  $Z$  is

$$Z = \frac{\prod_{i=1}^K \Gamma(\alpha_i)}{\Gamma(\sum_{i=1}^K \alpha_i)}$$

The random variates are generated by sampling  $K$  values from gamma distributions with parameters  $a = \alpha_i$ ,  $b = 1$ , and renormalizing. See A.M. Law, W.D. Kelton, *Simulation Modeling and Analysis* (1991).

`double gsl_ran_dirichlet_pdf` (*size\_t K*, *const double* `alpha[]`, *const* *double theta[]*) [Function]

This function computes the probability density  $p(\theta_1, \dots, \theta_K)$  at `theta[K]` for a Dirichlet distribution with parameters `alpha[K]`, using the formula given above.

`double gsl_ran_dirichlet_lnpdf` (*size\_t K*, *const double* `alpha[]`, *const double* `theta[]`) [Function]

This function computes the logarithm of the probability density  $p(\theta_1, \dots, \theta_K)$  for a Dirichlet distribution with parameters `alpha[K]`.

## 19.28 General Discrete Distributions

Given  $K$  discrete events with different probabilities  $P[k]$ , produce a random value  $k$  consistent with its probability.

The obvious way to do this is to preprocess the probability list by generating a cumulative probability array with  $K + 1$  elements:

$$\begin{aligned} C[0] &= 0 \\ C[k + 1] &= C[k] + P[k]. \end{aligned}$$

Note that this construction produces  $C[K] = 1$ . Now choose a uniform deviate  $u$  between 0 and 1, and find the value of  $k$  such that  $C[k] \leq u < C[k + 1]$ . Although this in principle requires of order  $\log K$  steps per random number generation, they are fast steps, and if you use something like  $\lfloor uK \rfloor$  as a starting point, you can often do pretty well.

But faster methods have been devised. Again, the idea is to preprocess the probability list, and save the result in some form of lookup table; then the individual calls for a random discrete event can go rapidly. An approach invented by G. Marsaglia (Generating discrete random numbers in a computer, Comm ACM 6, 37–38 (1963)) is very clever, and readers interested in examples of good algorithm design are directed to this short and well-written paper. Unfortunately, for large  $K$ , Marsaglia’s lookup table can be quite large.

A much better approach is due to Alastair J. Walker (An efficient method for generating discrete random variables with general distributions, ACM Trans on Mathematical Software 3, 253–256 (1977); see also Knuth, v2, 3rd ed, p120–121,139). This requires two lookup tables, one floating point and one integer, but both only of size  $K$ . After preprocessing, the random numbers are generated in  $O(1)$  time, even for large  $K$ . The preprocessing suggested by Walker requires  $O(K^2)$  effort, but that is not actually necessary, and the implementation provided here only takes  $O(K)$  effort. In general, more preprocessing leads to faster generation of the individual random numbers, but a diminishing return is reached pretty early. Knuth points out that the optimal preprocessing is combinatorially difficult for large  $K$ .

This method can be used to speed up some of the discrete random number generators below, such as the binomial distribution. To use it for something like the Poisson Distribution, a modification would have to be made, since it only takes a finite set of  $K$  outcomes.

`gsl_ran_discrete_t * gsl_ran_discrete_preproc (size_t K, const double * P)` [Function]

This function returns a pointer to a structure that contains the lookup table for the discrete random number generator. The array  $P[]$  contains the probabilities of the discrete events; these array elements must all be positive, but they needn’t add up to one (so you can think of them more generally as “weights”)—the preprocessor will normalize appropriately. This return value is used as an argument for the `gsl_ran_discrete` function below.

`size_t gsl_ran_discrete (const gsl_rng * r, const gsl_ran_discrete_t * g)` [Function]

After the preprocessor, above, has been called, you use this function to get the discrete random numbers.

**double gsl\_ran\_discrete\_pdf** (*size\_t* *k*, *const gsl\_ran\_discrete\_t* \* *g*) [Function]  
Returns the probability  $P[k]$  of observing the variable  $k$ . Since  $P[k]$  is not stored as part of the lookup table, it must be recomputed; this computation takes  $O(K)$ , so if  $K$  is large and you care about the original array  $P[k]$  used to create the lookup table, then you should just keep this original array  $P[k]$  around.

**void gsl\_ran\_discrete\_free** (*gsl\_ran\_discrete\_t* \* *g*) [Function]  
De-allocates the lookup table pointed to by *g*.



## 19.29 The Poisson Distribution

`unsigned int gsl_ran_poisson (const gsl_rng * r, double mu)` [Function]

This function returns a random integer from the Poisson distribution with mean  $\mu$ .

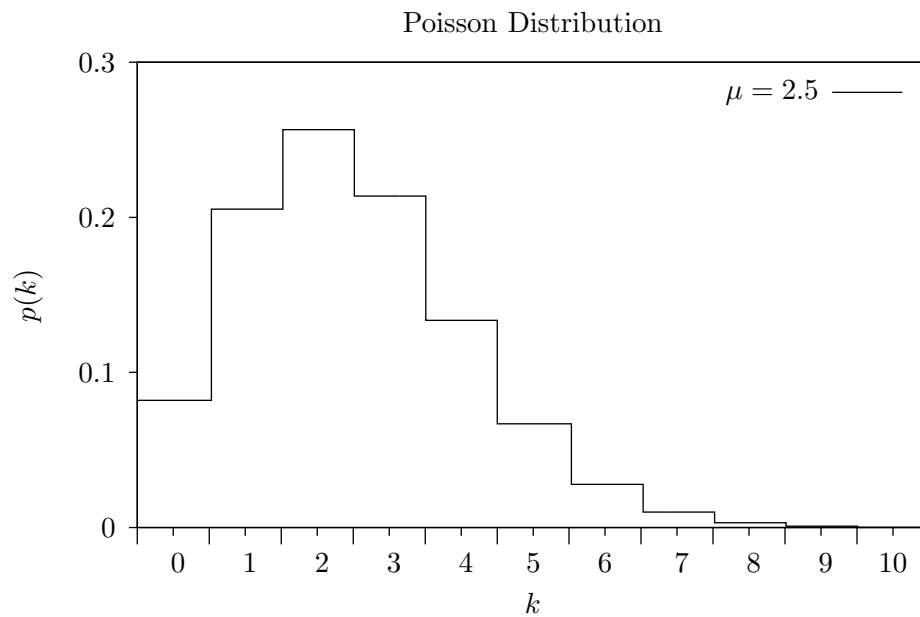
The probability distribution for Poisson variates is,

$$p(k) = \frac{\mu^k}{k!} \exp(-\mu)$$

for  $k \geq 0$ .

`double gsl_ran_poisson_pdf (unsigned int k, double mu)` [Function]

This function computes the probability  $p(k)$  of obtaining  $k$  from a Poisson distribution with mean  $\mu$ , using the formula given above.



`double gsl_cdf_poisson_P (unsigned int k, double mu)` [Function]

`double gsl_cdf_poisson_Q (unsigned int k, double mu)` [Function]

These functions compute the cumulative distribution functions  $P(k)$ ,  $Q(k)$  for the Poisson distribution with parameter  $\mu$ .

## 19.30 The Bernoulli Distribution

`unsigned int gsl_ran_bernoulli (const gsl_rng * r, double p)` [Function]

This function returns either 0 or 1, the result of a Bernoulli trial with probability  $p$ .

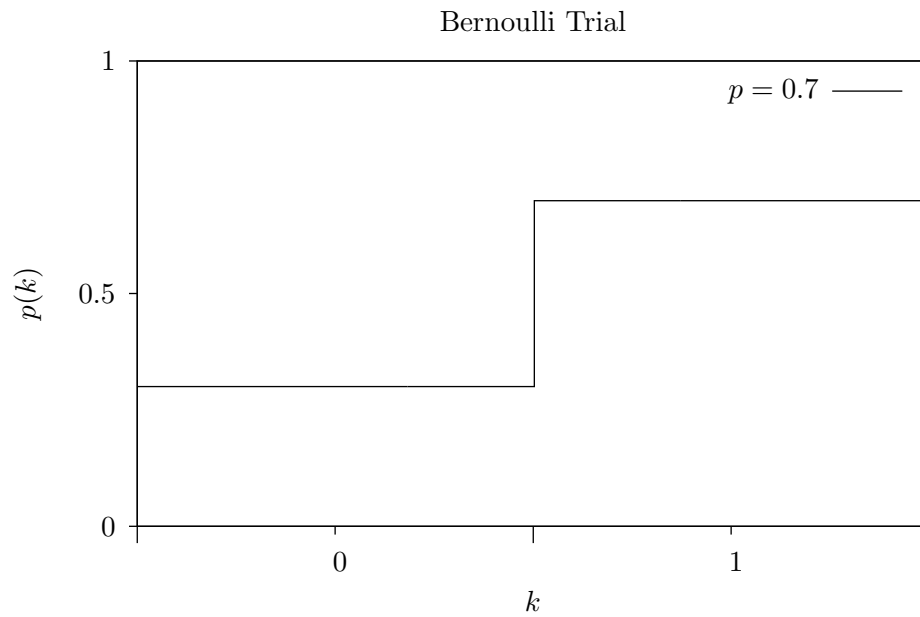
The probability distribution for a Bernoulli trial is,

$$p(0) = 1 - p$$

$$p(1) = p$$

`double gsl_ran_bernoulli_pdf (unsigned int k, double p)` [Function]

This function computes the probability  $p(k)$  of obtaining  $k$  from a Bernoulli distribution with probability parameter  $p$ , using the formula given above.



## 19.31 The Binomial Distribution

`unsigned int gsl_ran_binomial (const gsl_rng * r, double p, unsigned int n)` [Function]

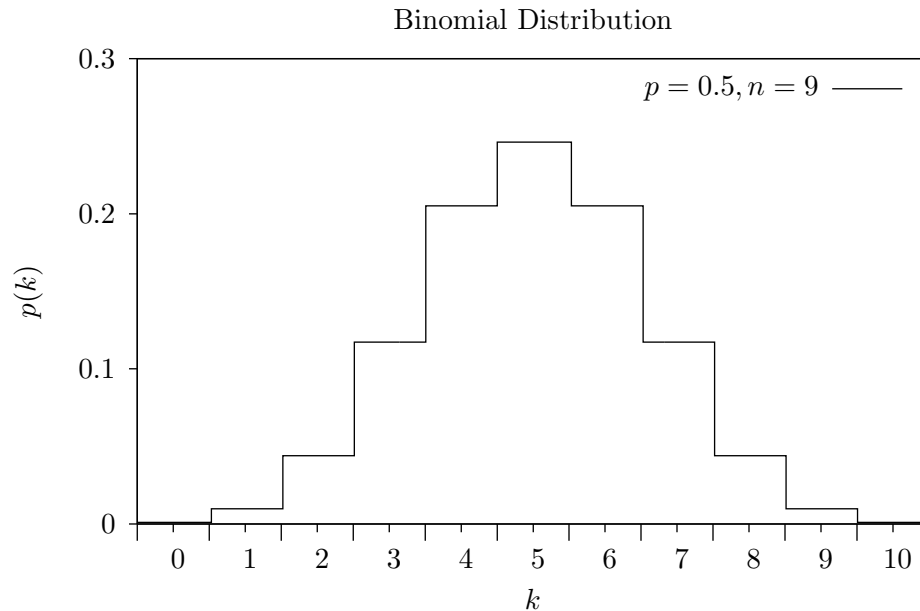
This function returns a random integer from the binomial distribution, the number of successes in  $n$  independent trials with probability  $p$ . The probability distribution for binomial variates is,

$$p(k) = \frac{n!}{k!(n-k)!} p^k (1-p)^{n-k}$$

for  $0 \leq k \leq n$ .

`double gsl_ran_binomial_pdf (unsigned int k, double p, unsigned int n)` [Function]

This function computes the probability  $p(k)$  of obtaining  $k$  from a binomial distribution with parameters  $p$  and  $n$ , using the formula given above.



`double gsl_cdf_binomial_P (unsigned int k, double p, unsigned int n)` [Function]

`double gsl_cdf_binomial_Q (unsigned int k, double p, unsigned int n)` [Function]

These functions compute the cumulative distribution functions  $P(k)$ ,  $Q(k)$  for the binomial distribution with parameters  $p$  and  $n$ .

## 19.32 The Multinomial Distribution

`void gsl_ran_multinomial` (*const gsl\_rng \* r, size\_t K, unsigned int N,* [Function]  
*const double p[], unsigned int n[]*)

This function computes a random sample `n[]` from the multinomial distribution formed by  $N$  trials from an underlying distribution  $p[K]$ . The distribution function for `n[]` is,

$$P(n_1, n_2, \dots, n_K) = \frac{N!}{n_1! n_2! \dots n_K!} p_1^{n_1} p_2^{n_2} \dots p_K^{n_K}$$

where  $(n_1, n_2, \dots, n_K)$  are nonnegative integers with  $\sum_{k=1}^K n_k = N$ , and  $(p_1, p_2, \dots, p_K)$  is a probability distribution with  $\sum p_i = 1$ . If the array  $p[K]$  is not normalized then its entries will be treated as weights and normalized appropriately. The arrays `n[]` and `p[]` must both be of length  $K$ .

Random variates are generated using the conditional binomial method (see C.S. David, *The computer generation of multinomial random variates*, Comp. Stat. Data Anal. 16 (1993) 205–217 for details).

`double gsl_ran_multinomial_pdf` (*size\_t K, const double p[], const* [Function]  
*unsigned int n[]*)

This function computes the probability  $P(n_1, n_2, \dots, n_K)$  of sampling `n[K]` from a multinomial distribution with parameters  $p[K]$ , using the formula given above.

`double gsl_ran_multinomial_lnpdf` (*size\_t K, const double p[], const* [Function]  
*unsigned int n[]*)

This function returns the logarithm of the probability for the multinomial distribution  $P(n_1, n_2, \dots, n_K)$  with parameters  $p[K]$ .

### 19.33 The Negative Binomial Distribution

`unsigned int gsl_ran_negative_binomial` (*const gsl\_rng \* r*, [Function]  
*double p*, *double n*)

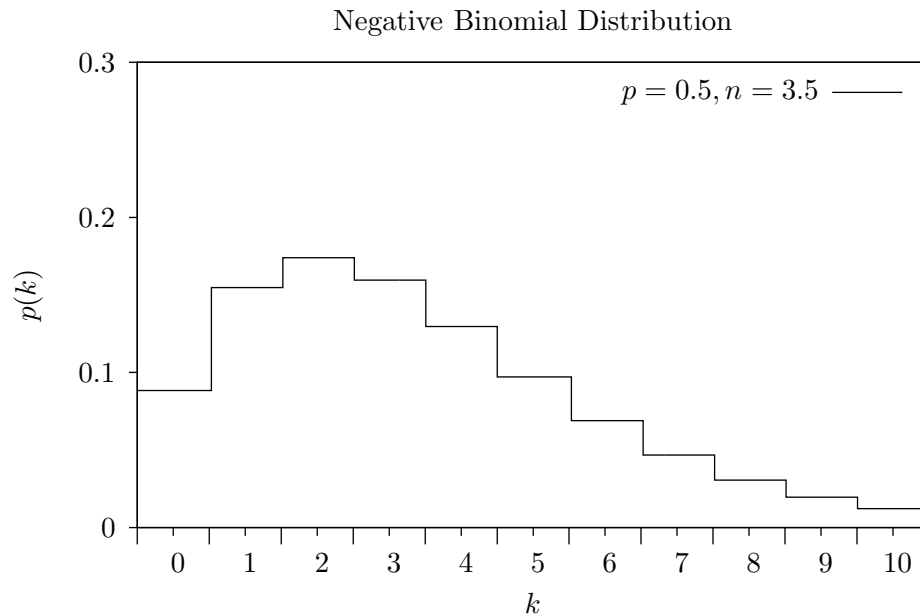
This function returns a random integer from the negative binomial distribution, the number of failures occurring before  $n$  successes in independent trials with probability  $p$  of success. The probability distribution for negative binomial variates is,

$$p(k) = \frac{\Gamma(n+k)}{\Gamma(k+1)\Gamma(n)} p^n (1-p)^k$$

Note that  $n$  is not required to be an integer.

`double gsl_ran_negative_binomial_pdf` (*unsigned int k*, *double p*, [Function]  
*double n*)

This function computes the probability  $p(k)$  of obtaining  $k$  from a negative binomial distribution with parameters  $p$  and  $n$ , using the formula given above.



`double gsl_cdf_negative_binomial_P` (*unsigned int k*, *double p*, [Function]  
*double n*)

`double gsl_cdf_negative_binomial_Q` (*unsigned int k*, *double p*, [Function]  
*double n*)

These functions compute the cumulative distribution functions  $P(k)$ ,  $Q(k)$  for the negative binomial distribution with parameters  $p$  and  $n$ .

## 19.34 The Pascal Distribution

`unsigned int gsl_ran_pascal (const gsl_rng * r, double p, unsigned int n)` [Function]

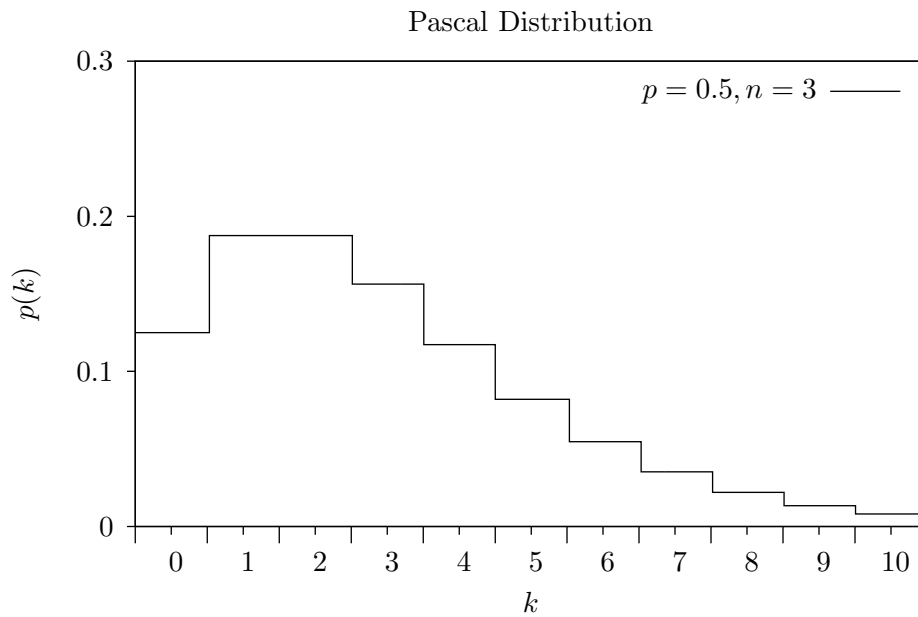
This function returns a random integer from the Pascal distribution. The Pascal distribution is simply a negative binomial distribution with an integer value of  $n$ .

$$p(k) = \frac{(n+k-1)!}{k!(n-1)!} p^n (1-p)^k$$

for  $k \geq 0$

`double gsl_ran_pascal_pdf (unsigned int k, double p, unsigned int n)` [Function]

This function computes the probability  $p(k)$  of obtaining  $k$  from a Pascal distribution with parameters  $p$  and  $n$ , using the formula given above.



`double gsl_cdf_pascal_P (unsigned int k, double p, unsigned int n)` [Function]

`double gsl_cdf_pascal_Q (unsigned int k, double p, unsigned int n)` [Function]

These functions compute the cumulative distribution functions  $P(k)$ ,  $Q(k)$  for the Pascal distribution with parameters  $p$  and  $n$ .

## 19.35 The Geometric Distribution

`unsigned int gsl_ran_geometric (const gsl_rng * r, double p)` [Function]

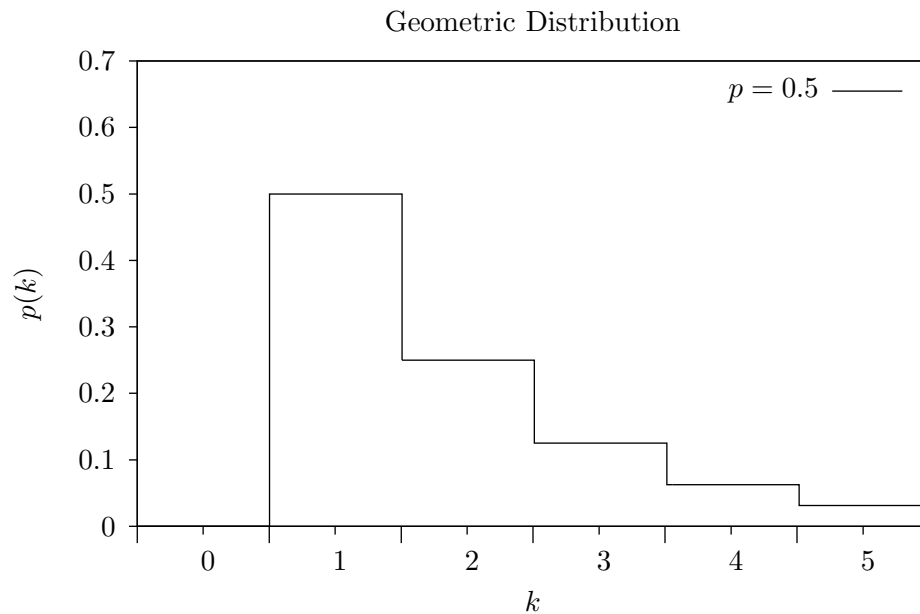
This function returns a random integer from the geometric distribution, the number of independent trials with probability  $p$  until the first success. The probability distribution for geometric variates is,

$$p(k) = p(1 - p)^{k-1}$$

for  $k \geq 1$ . Note that the distribution begins with  $k = 1$  with this definition. There is another convention in which the exponent  $k - 1$  is replaced by  $k$ .

`double gsl_ran_geometric_pdf (unsigned int k, double p)` [Function]

This function computes the probability  $p(k)$  of obtaining  $k$  from a geometric distribution with probability parameter  $p$ , using the formula given above.



`double gsl_cdf_geometric_P (unsigned int k, double p)` [Function]

`double gsl_cdf_geometric_Q (unsigned int k, double p)` [Function]

These functions compute the cumulative distribution functions  $P(k)$ ,  $Q(k)$  for the geometric distribution with parameter  $p$ .

## 19.36 The Hypergeometric Distribution

`unsigned int gsl_ran_hypergeometric` (*const gsl\_rng \* r, unsigned int n1, unsigned int n2, unsigned int t*) [Function]

This function returns a random integer from the hypergeometric distribution. The probability distribution for hypergeometric random variates is,

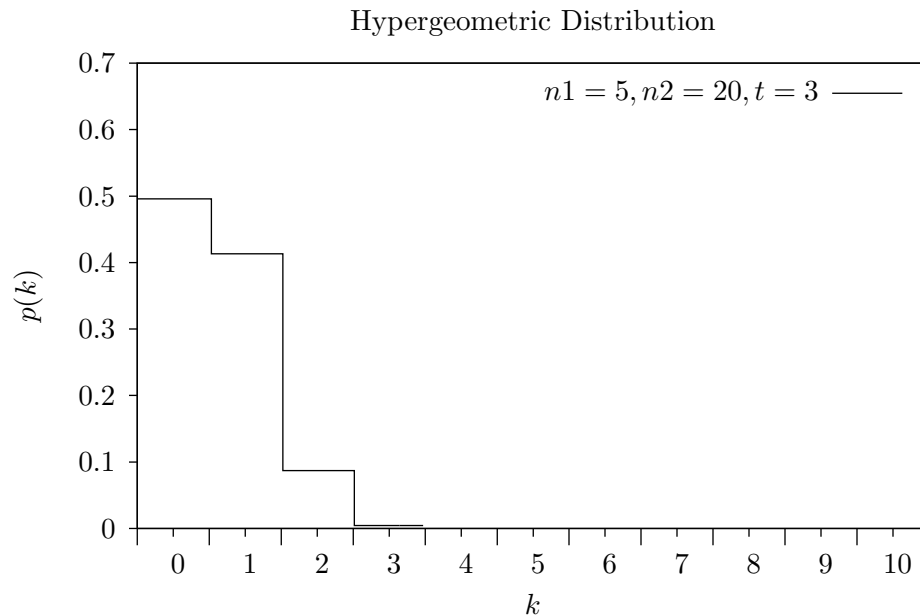
$$p(k) = C(n_1, k)C(n_2, t - k)/C(n_1 + n_2, t)$$

where  $C(a, b) = a!/(b!(a - b)!)$  and  $t \leq n_1 + n_2$ . The domain of  $k$  is  $\max(0, t - n_2), \dots, \min(t, n_1)$ .

If a population contains  $n_1$  elements of “type 1” and  $n_2$  elements of “type 2” then the hypergeometric distribution gives the probability of obtaining  $k$  elements of “type 1” in  $t$  samples from the population without replacement.

`double gsl_ran_hypergeometric_pdf` (*unsigned int k, unsigned int n1, unsigned int n2, unsigned int t*) [Function]

This function computes the probability  $p(k)$  of obtaining  $k$  from a hypergeometric distribution with parameters  $n1$ ,  $n2$ ,  $t$ , using the formula given above.



`double gsl_cdf_hypergeometric_P` (*unsigned int k, unsigned int n1, unsigned int n2, unsigned int t*) [Function]

`double gsl_cdf_hypergeometric_Q` (*unsigned int k, unsigned int n1, unsigned int n2, unsigned int t*) [Function]

These functions compute the cumulative distribution functions  $P(k)$ ,  $Q(k)$  for the hypergeometric distribution with parameters  $n1$ ,  $n2$  and  $t$ .



## 19.37 The Logarithmic Distribution

`unsigned int gsl_ran_logarithmic (const gsl_rng * r, double p)` [Function]

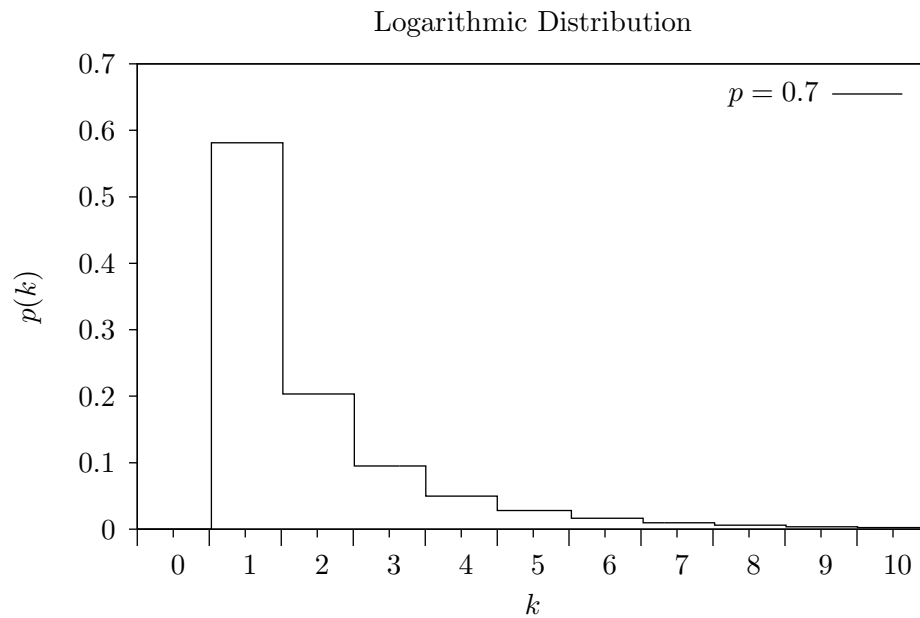
This function returns a random integer from the logarithmic distribution. The probability distribution for logarithmic random variates is,

$$p(k) = \frac{-1}{\log(1-p)} \left( \frac{p^k}{k} \right)$$

for  $k \geq 1$ .

`double gsl_ran_logarithmic_pdf (unsigned int k, double p)` [Function]

This function computes the probability  $p(k)$  of obtaining  $k$  from a logarithmic distribution with probability parameter  $p$ , using the formula given above.



## 19.38 Shuffling and Sampling

The following functions allow the shuffling and sampling of a set of objects. The algorithms rely on a random number generator as a source of randomness and a poor quality generator can lead to correlations in the output. In particular it is important to avoid generators with a short period. For more information see Knuth, v2, 3rd ed, Section 3.4.2, “Random Sampling and Shuffling”.

**void gsl\_ran\_shuffle** (*const gsl\_rng \* r, void \* base, size\_t n, size\_t size*) [Function]

This function randomly shuffles the order of  $n$  objects, each of size *size*, stored in the array *base*[0.. $n$ -1]. The output of the random number generator *r* is used to produce the permutation. The algorithm generates all possible  $n!$  permutations with equal probability, assuming a perfect source of random numbers.

The following code shows how to shuffle the numbers from 0 to 51,

```
int a[52];

for (i = 0; i < 52; i++)
{
 a[i] = i;
}

gsl_ran_shuffle (r, a, 52, sizeof (int));
```

**int gsl\_ran\_choose** (*const gsl\_rng \* r, void \* dest, size\_t k, void \* src, size\_t n, size\_t size*) [Function]

This function fills the array *dest*[ $k$ ] with  $k$  objects taken randomly from the  $n$  elements of the array *src*[0.. $n$ -1]. The objects are each of size *size*. The output of the random number generator *r* is used to make the selection. The algorithm ensures all possible samples are equally likely, assuming a perfect source of randomness.

The objects are sampled *without* replacement, thus each object can only appear once in *dest*[ $k$ ]. It is required that  $k$  be less than or equal to  $n$ . The objects in *dest* will be in the same relative order as those in *src*. You will need to call **gsl\_ran\_shuffle**(*r, dest, n, size*) if you want to randomize the order.

The following code shows how to select a random sample of three unique numbers from the set 0 to 99,

```
double a[3], b[100];

for (i = 0; i < 100; i++)
{
 b[i] = (double) i;
}

gsl_ran_choose (r, a, 3, b, 100, sizeof (double));
```

`void gsl_ran_sample (const gsl_rng * r, void * dest, size_t k, void * src, size_t n, size_t size)` [Function]

This function is like `gsl_ran_choose` but samples *k* items from the original array of *n* items *src* with replacement, so the same object can appear more than once in the output sequence *dest*. There is no requirement that *k* be less than *n* in this case.

## 19.39 Examples

The following program demonstrates the use of a random number generator to produce variates from a distribution. It prints 10 samples from the Poisson distribution with a mean of 3.

```
#include <stdio.h>
#include <gsl/gsl_rng.h>
#include <gsl/gsl_randist.h>

int
main (void)
{
 const gsl_rng_type * T;
 gsl_rng * r;

 int i, n = 10;
 double mu = 3.0;

 /* create a generator chosen by the
 environment variable GSL_RNG_TYPE */

 gsl_rng_env_setup();

 T = gsl_rng_default;
 r = gsl_rng_alloc (T);

 /* print n random variates chosen from
 the poisson distribution with mean
 parameter mu */

 for (i = 0; i < n; i++)
 {
 unsigned int k = gsl_ran_poisson (r, mu);
 printf (" %u", k);
 }

 printf ("\n");
 gsl_rng_free (r);
 return 0;
}
```

If the library and header files are installed under ‘`/usr/local`’ (the default location) then the program can be compiled with these options,

```
$ gcc -Wall demo.c -lgsl -lgslcblas -lm
```

Here is the output of the program,

```
$./a.out
2 5 5 2 1 0 3 4 1 1
```

The variates depend on the seed used by the generator. The seed for the default generator type `gsl_rng_default` can be changed with the `GSL_RNG_SEED` environment variable to produce a different stream of variates,

```
$ GSL_RNG_SEED=123 ./a.out
GSL_RNG_SEED=123
4 5 6 3 3 1 4 2 5 5
```

The following program generates a random walk in two dimensions.

```
#include <stdio.h>
#include <gsl/gsl_rng.h>
#include <gsl/gsl_randist.h>

int
main (void)
{
 int i;
 double x = 0, y = 0, dx, dy;

 const gsl_rng_type * T;
 gsl_rng * r;

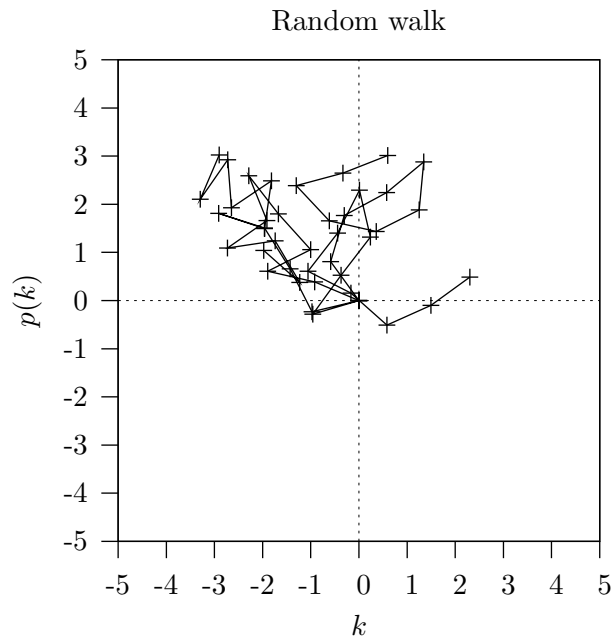
 gsl_rng_env_setup();
 T = gsl_rng_default;
 r = gsl_rng_alloc (T);

 printf ("%g %g\n", x, y);

 for (i = 0; i < 10; i++)
 {
 gsl_ran_dir_2d (r, &dx, &dy);
 x += dx; y += dy;
 printf ("%g %g\n", x, y);
 }

 gsl_rng_free (r);
 return 0;
}
```

Here is the output from the program, three 10-step random walks from the origin,



The following program computes the upper and lower cumulative distribution functions for the standard normal distribution at  $x = 2$ .

```
#include <stdio.h>
#include <gsl/gsl_cdf.h>

int
main (void)
{
 double P, Q;
 double x = 2.0;

 P = gsl_cdf_ugaussian_P (x);
 printf ("prob(x < %f) = %f\n", x, P);

 Q = gsl_cdf_ugaussian_Q (x);
 printf ("prob(x > %f) = %f\n", x, Q);

 x = gsl_cdf_ugaussian_Pinv (P);
 printf ("Pinv(%f) = %f\n", P, x);

 x = gsl_cdf_ugaussian_Qinv (Q);
 printf ("Qinv(%f) = %f\n", Q, x);

 return 0;
}
```

Here is the output of the program,

```
prob(x < 2.000000) = 0.977250
prob(x > 2.000000) = 0.022750
Pinv(0.977250) = 2.000000
```

$Q_{\text{inv}}(0.022750) = 2.000000$

## 19.40 References and Further Reading

For an encyclopaedic coverage of the subject readers are advised to consult the book *Non-Uniform Random Variate Generation* by Luc Devroye. It covers every imaginable distribution and provides hundreds of algorithms.

Luc Devroye, *Non-Uniform Random Variate Generation*, Springer-Verlag, ISBN 0-387-96305-7.

The subject of random variate generation is also reviewed by Knuth, who describes algorithms for all the major distributions.

Donald E. Knuth, *The Art of Computer Programming: Seminumerical Algorithms* (Vol 2, 3rd Ed, 1997), Addison-Wesley, ISBN 0201896842.

The Particle Data Group provides a short review of techniques for generating distributions of random numbers in the “Monte Carlo” section of its Annual Review of Particle Physics.

*Review of Particle Properties* R.M. Barnett et al., Physical Review D54, 1 (1996)  
<http://pdg.lbl.gov/>.

The Review of Particle Physics is available online in postscript and pdf format.

An overview of methods used to compute cumulative distribution functions can be found in *Statistical Computing* by W.J. Kennedy and J.E. Gentle. Another general reference is *Elements of Statistical Computing* by R.A. Thisted.

William E. Kennedy and James E. Gentle, *Statistical Computing* (1980), Marcel Dekker, ISBN 0-8247-6898-1.

Ronald A. Thisted, *Elements of Statistical Computing* (1988), Chapman & Hall, ISBN 0-412-01371-1.

The cumulative distribution functions for the Gaussian distribution are based on the following papers,

*Rational Chebyshev Approximations Using Linear Equations*, W.J. Cody, W. Fraser, J.F. Hart. Numerische Mathematik 12, 242–251 (1968).

*Rational Chebyshev Approximations for the Error Function*, W.J. Cody. Mathematics of Computation 23, n107, 631–637 (July 1969).

## 20 Statistics

This chapter describes the statistical functions in the library. The basic statistical functions include routines to compute the mean, variance and standard deviation. More advanced functions allow you to calculate absolute deviations, skewness, and kurtosis as well as the median and arbitrary percentiles. The algorithms use recurrence relations to compute average quantities in a stable way, without large intermediate values that might overflow.

The functions are available in versions for datasets in the standard floating-point and integer types. The versions for double precision floating-point data have the prefix `gsl_stats` and are declared in the header file `'gsl_statistics_double.h'`. The versions for integer data have the prefix `gsl_stats_int` and are declared in the header file `'gsl_statistics_int.h'`.

### 20.1 Mean, Standard Deviation and Variance

`double gsl_stats_mean (const double data[], size_t stride, size_t n)` [Function]

This function returns the arithmetic mean of *data*, a dataset of length *n* with stride *stride*. The arithmetic mean, or *sample mean*, is denoted by  $\hat{\mu}$  and defined as,

$$\hat{\mu} = \frac{1}{N} \sum x_i$$

where  $x_i$  are the elements of the dataset *data*. For samples drawn from a gaussian distribution the variance of  $\hat{\mu}$  is  $\sigma^2/N$ .

`double gsl_stats_variance (const double data[], size_t stride, size_t n)` [Function]

This function returns the estimated, or *sample*, variance of *data*, a dataset of length *n* with stride *stride*. The estimated variance is denoted by  $\hat{\sigma}^2$  and is defined by,

$$\hat{\sigma}^2 = \frac{1}{(N-1)} \sum (x_i - \hat{\mu})^2$$

where  $x_i$  are the elements of the dataset *data*. Note that the normalization factor of  $1/(N-1)$  results from the derivation of  $\hat{\sigma}^2$  as an unbiased estimator of the population variance  $\sigma^2$ . For samples drawn from a gaussian distribution the variance of  $\hat{\sigma}^2$  itself is  $2\sigma^4/N$ .

This function computes the mean via a call to `gsl_stats_mean`. If you have already computed the mean then you can pass it directly to `gsl_stats_variance_m`.

`double gsl_stats_variance_m (const double data[], size_t stride, size_t n, double mean)` [Function]

This function returns the sample variance of *data* relative to the given value of *mean*. The function is computed with  $\hat{\mu}$  replaced by the value of *mean* that you supply,

$$\hat{\sigma}^2 = \frac{1}{(N-1)} \sum (x_i - mean)^2$$

`double gsl_stats_sd (const double data[], size_t stride, size_t n)` [Function]

```
double gsl_stats_sd_m (const double data[], size_t stride, size_t n, [Function]
 double mean)
```

The standard deviation is defined as the square root of the variance. These functions return the square root of the corresponding variance functions above.

```
double gsl_stats_variance_with_fixed_mean (const double data[], size_t stride, size_t n, double mean) [Function]
```

This function computes an unbiased estimate of the variance of *data* when the population mean *mean* of the underlying distribution is known *a priori*. In this case the estimator for the variance uses the factor  $1/N$  and the sample mean  $\hat{\mu}$  is replaced by the known population mean  $\mu$ ,

$$\hat{\sigma}^2 = \frac{1}{N} \sum (x_i - \mu)^2$$

```
double gsl_stats_sd_with_fixed_mean (const double data[], size_t stride, size_t n, double mean) [Function]
```

This function calculates the standard deviation of *data* for a fixed population mean *mean*. The result is the square root of the corresponding variance function.

## 20.2 Absolute deviation

```
double gsl_stats_absdev (const double data[], size_t stride, size_t n) [Function]
```

This function computes the absolute deviation from the mean of *data*, a dataset of length *n* with stride *stride*. The absolute deviation from the mean is defined as,

$$absdev = \frac{1}{N} \sum |x_i - \hat{\mu}|$$

where  $x_i$  are the elements of the dataset *data*. The absolute deviation from the mean provides a more robust measure of the width of a distribution than the variance. This function computes the mean of *data* via a call to `gsl_stats_mean`.

```
double gsl_stats_absdev_m (const double data[], size_t stride, size_t n, double mean) [Function]
```

This function computes the absolute deviation of the dataset *data* relative to the given value of *mean*,

$$absdev = \frac{1}{N} \sum |x_i - mean|$$

This function is useful if you have already computed the mean of *data* (and want to avoid recomputing it), or wish to calculate the absolute deviation relative to another value (such as zero, or the median).



## 20.3 Higher moments (skewness and kurtosis)

**double gsl\_stats\_skew** (*const double data*[], *size\_t stride*, *size\_t n*) [Function]  
 This function computes the skewness of *data*, a dataset of length *n* with stride *stride*.  
 The skewness is defined as,

$$skew = \frac{1}{N} \sum \left( \frac{x_i - \hat{\mu}}{\hat{\sigma}} \right)^3$$

where  $x_i$  are the elements of the dataset *data*. The skewness measures the asymmetry of the tails of a distribution.

The function computes the mean and estimated standard deviation of *data* via calls to `gsl_stats_mean` and `gsl_stats_sd`.

**double gsl\_stats\_skew\_m\_sd** (*const double data*[], *size\_t stride*, *size\_t n*, *double mean*, *double sd*) [Function]  
 This function computes the skewness of the dataset *data* using the given values of the mean *mean* and standard deviation *sd*,

$$skew = \frac{1}{N} \sum \left( \frac{x_i - mean}{sd} \right)^3$$

These functions are useful if you have already computed the mean and standard deviation of *data* and want to avoid recomputing them.

**double gsl\_stats\_kurtosis** (*const double data*[], *size\_t stride*, *size\_t n*) [Function]  
 This function computes the kurtosis of *data*, a dataset of length *n* with stride *stride*.  
 The kurtosis is defined as,

$$kurtosis = \left( \frac{1}{N} \sum \left( \frac{x_i - \hat{\mu}}{\hat{\sigma}} \right)^4 \right) - 3$$

The kurtosis measures how sharply peaked a distribution is, relative to its width. The kurtosis is normalized to zero for a gaussian distribution.

**double gsl\_stats\_kurtosis\_m\_sd** (*const double data*[], *size\_t stride*, *size\_t n*, *double mean*, *double sd*) [Function]  
 This function computes the kurtosis of the dataset *data* using the given values of the mean *mean* and standard deviation *sd*,

$$kurtosis = \frac{1}{N} \left( \sum \left( \frac{x_i - mean}{sd} \right)^4 \right) - 3$$

This function is useful if you have already computed the mean and standard deviation of *data* and want to avoid recomputing them.

## 20.4 Autocorrelation

`double gsl_stats_lag1_autocorrelation (const double data[], [Function]  
const size_t stride, const size_t n)`

This function computes the lag-1 autocorrelation of the dataset *data*.

$$a_1 = \frac{\sum_{i=1}^n (x_i - \hat{\mu})(x_{i-1} - \hat{\mu})}{\sum_{i=1}^n (x_i - \hat{\mu})(x_i - \hat{\mu})}$$

`double gsl_stats_lag1_autocorrelation_m (const double data[], [Function]  
const size_t stride, const size_t n, const double mean)`

This function computes the lag-1 autocorrelation of the dataset *data* using the given value of the mean *mean*.

## 20.5 Covariance

`double gsl_stats_covariance (const double data1[], const size_t [Function]  
stride1, const double data2[], const size_t stride2, const size_t n)`

This function computes the covariance of the datasets *data1* and *data2* which must both be of the same length *n*.

$$covar = \frac{1}{(n-1)} \sum_{i=1}^n (x_i - \hat{x})(y_i - \hat{y})$$

`double gsl_stats_covariance_m (const double data1[], const size_t [Function]  
stride1, const double data2[], const size_t stride2, const size_t n, const  
double mean1, const double mean2)`

This function computes the covariance of the datasets *data1* and *data2* using the given values of the means, *mean1* and *mean2*. This is useful if you have already computed the means of *data1* and *data2* and want to avoid recomputing them.

## 20.6 Correlation

`double gsl_stats_correlation (const double data1[], const size_t [Function]  
stride1, const double data2[], const size_t stride2, const size_t n)`

This function efficiently computes the Pearson correlation coefficient between the datasets *data1* and *data2* which must both be of the same length *n*.

$$r = \frac{cov(x, y)}{\hat{\sigma}_x \hat{\sigma}_y} = \frac{\frac{1}{n-1} \sum (x_i - \hat{x})(y_i - \hat{y})}{\sqrt{\frac{1}{n-1} \sum (x_i - \hat{x})^2} \sqrt{\frac{1}{n-1} \sum (y_i - \hat{y})^2}}$$

## 20.7 Weighted Samples

The functions described in this section allow the computation of statistics for weighted samples. The functions accept an array of samples,  $x_i$ , with associated weights,  $w_i$ . Each sample  $x_i$  is considered as having been drawn from a Gaussian distribution with variance  $\sigma_i^2$ . The sample weight  $w_i$  is defined as the reciprocal of this variance,  $w_i = 1/\sigma_i^2$ . Setting a weight to zero corresponds to removing a sample from a dataset.

`double gsl_stats_wmean (const double w[], size_t wstride, const double data[], size_t stride, size_t n)` [Function]

This function returns the weighted mean of the dataset *data* with stride *stride* and length *n*, using the set of weights *w* with stride *wstride* and length *n*. The weighted mean is defined as,

$$\hat{\mu} = \frac{\sum w_i x_i}{\sum w_i}$$

`double gsl_stats_wvariance (const double w[], size_t wstride, const double data[], size_t stride, size_t n)` [Function]

This function returns the estimated variance of the dataset *data* with stride *stride* and length *n*, using the set of weights *w* with stride *wstride* and length *n*. The estimated variance of a weighted dataset is defined as,

$$\hat{\sigma}^2 = \frac{\sum w_i}{(\sum w_i)^2 - \sum (w_i^2)} \sum w_i (x_i - \hat{\mu})^2$$

Note that this expression reduces to an unweighted variance with the familiar  $1/(N-1)$  factor when there are *N* equal non-zero weights.

`double gsl_stats_wvariance_m (const double w[], size_t wstride, const double data[], size_t stride, size_t n, double wmean)` [Function]

This function returns the estimated variance of the weighted dataset *data* using the given weighted mean *wmean*.

`double gsl_stats_wsd (const double w[], size_t wstride, const double data[], size_t stride, size_t n)` [Function]

The standard deviation is defined as the square root of the variance. This function returns the square root of the corresponding variance function `gsl_stats_wvariance` above.

`double gsl_stats_wsd_m (const double w[], size_t wstride, const double data[], size_t stride, size_t n, double wmean)` [Function]

This function returns the square root of the corresponding variance function `gsl_stats_wvariance_m` above.

`double gsl_stats_wvariance_with_fixed_mean (const double w[], size_t wstride, const double data[], size_t stride, size_t n, const double mean)` [Function]

This function computes an unbiased estimate of the variance of weighted dataset *data* when the population mean *mean* of the underlying distribution is known *a priori*. In this case the estimator for the variance replaces the sample mean  $\hat{\mu}$  by the known population mean  $\mu$ ,

$$\hat{\sigma}^2 = \frac{\sum w_i (x_i - \mu)^2}{\sum w_i}$$

`double gsl_stats_wsd_with_fixed_mean (const double w[], size_t wstride, const double data[], size_t stride, size_t n, const double mean)` [Function]

The standard deviation is defined as the square root of the variance. This function returns the square root of the corresponding variance function above.

`double gsl_stats_wabsdev (const double w[], size_t wstride, const double data[], size_t stride, size_t n)` [Function]

This function computes the weighted absolute deviation from the weighted mean of *data*. The absolute deviation from the mean is defined as,

$$absdev = \frac{\sum w_i |x_i - \hat{\mu}|}{\sum w_i}$$

`double gsl_stats_wabsdev_m (const double w[], size_t wstride, const double data[], size_t stride, size_t n, double wmean)` [Function]

This function computes the absolute deviation of the weighted dataset *data* about the given weighted mean *wmean*.

`double gsl_stats_wskew (const double w[], size_t wstride, const double data[], size_t stride, size_t n)` [Function]

This function computes the weighted skewness of the dataset *data*.

$$skew = \frac{\sum w_i ((x_i - \bar{x})/\sigma)^3}{\sum w_i}$$

`double gsl_stats_wskew_m_sd (const double w[], size_t wstride, const double data[], size_t stride, size_t n, double wmean, double wsd)` [Function]

This function computes the weighted skewness of the dataset *data* using the given values of the weighted mean and weighted standard deviation, *wmean* and *wsd*.

`double gsl_stats_wkurtosis (const double w[], size_t wstride, const double data[], size_t stride, size_t n)` [Function]

This function computes the weighted kurtosis of the dataset *data*.

$$kurtosis = \frac{\sum w_i ((x_i - \bar{x})/\sigma)^4}{\sum w_i} - 3$$

`double gsl_stats_wkurtosis_m_sd (const double w[], size_t wstride, const double data[], size_t stride, size_t n, double wmean, double wsd)` [Function]

This function computes the weighted kurtosis of the dataset *data* using the given values of the weighted mean and weighted standard deviation, *wmean* and *wsd*.

## 20.8 Maximum and Minimum values

The following functions find the maximum and minimum values of a dataset (or their indices). If the data contains NaNs then a NaN will be returned, since the maximum or minimum value is undefined. For functions which return an index, the location of the first NaN in the array is returned.

`double gsl_stats_max (const double data[], size_t stride, size_t n)` [Function]

This function returns the maximum value in *data*, a dataset of length *n* with stride *stride*. The maximum value is defined as the value of the element  $x_i$  which satisfies  $x_i \geq x_j$  for all  $j$ .

If you want instead to find the element with the largest absolute magnitude you will need to apply `fabs` or `abs` to your data before calling this function.

**double gsl\_stats\_min** (*const double data*[], *size\_t stride*, *size\_t n*) [Function]

This function returns the minimum value in *data*, a dataset of length *n* with stride *stride*. The minimum value is defined as the value of the element  $x_i$  which satisfies  $x_i \leq x_j$  for all  $j$ .

If you want instead to find the element with the smallest absolute magnitude you will need to apply **fabs** or **abs** to your data before calling this function.

**void gsl\_stats\_minmax** (*double \*min*, *double \*max*, *const double data*[], *size\_t stride*, *size\_t n*) [Function]

This function finds both the minimum and maximum values *min*, *max* in *data* in a single pass.

**size\_t gsl\_stats\_max\_index** (*const double data*[], *size\_t stride*, *size\_t n*) [Function]

This function returns the index of the maximum value in *data*, a dataset of length *n* with stride *stride*. The maximum value is defined as the value of the element  $x_i$  which satisfies  $x_i \geq x_j$  for all  $j$ . When there are several equal maximum elements then the first one is chosen.

**size\_t gsl\_stats\_min\_index** (*const double data*[], *size\_t stride*, *size\_t n*) [Function]

This function returns the index of the minimum value in *data*, a dataset of length *n* with stride *stride*. The minimum value is defined as the value of the element  $x_i$  which satisfies  $x_i \leq x_j$  for all  $j$ . When there are several equal minimum elements then the first one is chosen.

**void gsl\_stats\_minmax\_index** (*size\_t \*min\_index*, *size\_t \*max\_index*, *const double data*[], *size\_t stride*, *size\_t n*) [Function]

This function returns the indexes *min\_index*, *max\_index* of the minimum and maximum values in *data* in a single pass.

## 20.9 Median and Percentiles

The median and percentile functions described in this section operate on sorted data. For convenience we use *quantiles*, measured on a scale of 0 to 1, instead of percentiles (which use a scale of 0 to 100).

**double gsl\_stats\_median\_from\_sorted\_data** (*const double sorted\_data*[], *size\_t stride*, *size\_t n*) [Function]

This function returns the median value of *sorted\_data*, a dataset of length *n* with stride *stride*. The elements of the array must be in ascending numerical order. There are no checks to see whether the data are sorted, so the function **gsl\_sort** should always be used first.

When the dataset has an odd number of elements the median is the value of element  $(n-1)/2$ . When the dataset has an even number of elements the median is the mean of the two nearest middle values, elements  $(n-1)/2$  and  $n/2$ . Since the algorithm for computing the median involves interpolation this function always returns a floating-point number, even for integer data types.

`double gsl_stats_quantile_from_sorted_data` (*const double* `sorted_data[]`, *size\_t* `stride`, *size\_t* `n`, *double* `f`) [Function]

This function returns a quantile value of `sorted_data`, a double-precision array of length `n` with stride `stride`. The elements of the array must be in ascending numerical order. The quantile is determined by the `f`, a fraction between 0 and 1. For example, to compute the value of the 75th percentile `f` should have the value 0.75.

There are no checks to see whether the data are sorted, so the function `gsl_sort` should always be used first.

The quantile is found by interpolation, using the formula

$$\text{quantile} = (1 - \delta)x_i + \delta x_{i+1}$$

where  $i$  is `floor((n - 1)f)` and  $\delta$  is  $(n - 1)f - i$ .

Thus the minimum value of the array (`data[0*stride]`) is given by `f` equal to zero, the maximum value (`data[(n-1)*stride]`) is given by `f` equal to one and the median value is given by `f` equal to 0.5. Since the algorithm for computing quantiles involves interpolation this function always returns a floating-point number, even for integer data types.

## 20.10 Examples

Here is a basic example of how to use the statistical functions:

```
#include <stdio.h>
#include <gsl/gsl_statistics.h>

int
main(void)
{
 double data[5] = {17.2, 18.1, 16.5, 18.3, 12.6};
 double mean, variance, largest, smallest;

 mean = gsl_stats_mean(data, 1, 5);
 variance = gsl_stats_variance(data, 1, 5);
 largest = gsl_stats_max(data, 1, 5);
 smallest = gsl_stats_min(data, 1, 5);

 printf ("The dataset is %g, %g, %g, %g, %g\n",
 data[0], data[1], data[2], data[3], data[4]);

 printf ("The sample mean is %g\n", mean);
 printf ("The estimated variance is %g\n", variance);
 printf ("The largest value is %g\n", largest);
 printf ("The smallest value is %g\n", smallest);
 return 0;
}
```

The program should produce the following output,

```
The dataset is 17.2, 18.1, 16.5, 18.3, 12.6
```

The sample mean is 16.54  
 The estimated variance is 4.2984  
 The largest value is 18.3  
 The smallest value is 12.6

Here is an example using sorted data,

```
#include <stdio.h>
#include <gsl/gsl_sort.h>
#include <gsl/gsl_statistics.h>

int
main(void)
{
 double data[5] = {17.2, 18.1, 16.5, 18.3, 12.6};
 double median, upperq, lowerq;

 printf ("Original dataset: %g, %g, %g, %g, %g\n",
 data[0], data[1], data[2], data[3], data[4]);

 gsl_sort (data, 1, 5);

 printf ("Sorted dataset: %g, %g, %g, %g, %g\n",
 data[0], data[1], data[2], data[3], data[4]);

 median
 = gsl_stats_median_from_sorted_data (data,
 1, 5);

 upperq
 = gsl_stats_quantile_from_sorted_data (data,
 1, 5,
 0.75);

 lowerq
 = gsl_stats_quantile_from_sorted_data (data,
 1, 5,
 0.25);

 printf ("The median is %g\n", median);
 printf ("The upper quartile is %g\n", upperq);
 printf ("The lower quartile is %g\n", lowerq);
 return 0;
}
```

This program should produce the following output,

Original dataset: 17.2, 18.1, 16.5, 18.3, 12.6  
 Sorted dataset: 12.6, 16.5, 17.2, 18.1, 18.3  
 The median is 17.2  
 The upper quartile is 18.1

The lower quartile is 16.5

## 20.11 References and Further Reading

The standard reference for almost any topic in statistics is the multi-volume *Advanced Theory of Statistics* by Kendall and Stuart.

Maurice Kendall, Alan Stuart, and J. Keith Ord. *The Advanced Theory of Statistics* (multiple volumes) reprinted as *Kendall's Advanced Theory of Statistics*. Wiley, ISBN 047023380X.

Many statistical concepts can be more easily understood by a Bayesian approach. The following book by Gelman, Carlin, Stern and Rubin gives a comprehensive coverage of the subject.

Andrew Gelman, John B. Carlin, Hal S. Stern, Donald B. Rubin. *Bayesian Data Analysis*. Chapman & Hall, ISBN 0412039915.

For physicists the Particle Data Group provides useful reviews of Probability and Statistics in the “Mathematical Tools” section of its Annual Review of Particle Physics.

*Review of Particle Properties* R.M. Barnett et al., Physical Review D54, 1 (1996)

The Review of Particle Physics is available online at the website <http://pdg.lbl.gov/>.



## 21 Histograms

This chapter describes functions for creating histograms. Histograms provide a convenient way of summarizing the distribution of a set of data. A histogram consists of a set of *bins* which count the number of events falling into a given range of a continuous variable  $x$ . In GSL the bins of a histogram contain floating-point numbers, so they can be used to record both integer and non-integer distributions. The bins can use arbitrary sets of ranges (uniformly spaced bins are the default). Both one and two-dimensional histograms are supported.

Once a histogram has been created it can also be converted into a probability distribution function. The library provides efficient routines for selecting random samples from probability distributions. This can be useful for generating simulations based on real data.

The functions are declared in the header files ‘`gsl_histogram.h`’ and ‘`gsl_histogram2d.h`’.

### 21.1 The histogram struct

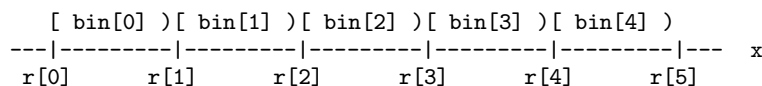
A histogram is defined by the following struct,

```
gsl_histogram [Data Type]
 size_t n This is the number of histogram bins
 double * range
 The ranges of the bins are stored in an array of $n + 1$ elements pointed
 to by range.
 double * bin
 The counts for each bin are stored in an array of n elements pointed to
 by bin. The bins are floating-point numbers, so you can increment them
 by non-integer values if necessary.
```

The range for  $\text{bin}[i]$  is given by  $\text{range}[i]$  to  $\text{range}[i+1]$ . For  $n$  bins there are  $n + 1$  entries in the array *range*. Each bin is inclusive at the lower end and exclusive at the upper end. Mathematically this means that the bins are defined by the following inequality,

$$\text{bin}[i] \text{ corresponds to } \text{range}[i] \leq x < \text{range}[i+1]$$

Here is a diagram of the correspondence between ranges and bins on the number-line for  $x$ ,



In this picture the values of the *range* array are denoted by  $r$ . On the left-hand side of each bin the square bracket ‘`[`’ denotes an inclusive lower bound ( $r \leq x$ ), and the round parentheses ‘`)`’ on the right-hand side denote an exclusive upper bound ( $x < r$ ). Thus any samples which fall on the upper end of the histogram are excluded. If you want to include this value for the last bin you will need to add an extra bin to your histogram.

The `gsl_histogram` struct and its associated functions are defined in the header file ‘`gsl_histogram.h`’.

## 21.2 Histogram allocation

The functions for allocating memory to a histogram follow the style of `malloc` and `free`. In addition they also perform their own error checking. If there is insufficient memory available to allocate a histogram then the functions call the error handler (with an error number of `GSL_ENOMEM`) in addition to returning a null pointer. Thus if you use the library error handler to abort your program then it isn't necessary to check every histogram `alloc`.

`gsl_histogram * gsl_histogram_alloc (size_t n)` [Function]

This function allocates memory for a histogram with  $n$  bins, and returns a pointer to a newly created `gsl_histogram` struct. If insufficient memory is available a null pointer is returned and the error handler is invoked with an error code of `GSL_ENOMEM`. The bins and ranges are not initialized, and should be prepared using one of the range-setting functions below in order to make the histogram ready for use.

`int gsl_histogram_set_ranges (gsl_histogram * h, const double range[], size_t size)` [Function]

This function sets the ranges of the existing histogram  $h$  using the array *range* of size *size*. The values of the histogram bins are reset to zero. The *range* array should contain the desired bin limits. The ranges can be arbitrary, subject to the restriction that they are monotonically increasing.

The following example shows how to create a histogram with logarithmic bins with ranges [1,10), [10,100) and [100,1000).

```
gsl_histogram * h = gsl_histogram_alloc (3);

/* bin[0] covers the range 1 <= x < 10 */
/* bin[1] covers the range 10 <= x < 100 */
/* bin[2] covers the range 100 <= x < 1000 */

double range[4] = { 1.0, 10.0, 100.0, 1000.0 };

gsl_histogram_set_ranges (h, range, 4);
```

Note that the size of the *range* array should be defined to be one element bigger than the number of bins. The additional element is required for the upper value of the final bin.

`int gsl_histogram_set_ranges_uniform (gsl_histogram * h, double xmin, double xmax)` [Function]

This function sets the ranges of the existing histogram  $h$  to cover the range  $xmin$  to  $xmax$  uniformly. The values of the histogram bins are reset to zero. The bin ranges are shown in the table below,

|                       |                  |                                 |
|-----------------------|------------------|---------------------------------|
| <code>bin[0]</code>   | corresponds to   | $xmin \leq x < xmin + d$        |
| <code>bin[1]</code>   | corresponds to   | $xmin + d \leq x < xmin + 2d$   |
| <code>...</code>      | <code>...</code> | <code>...</code>                |
| <code>bin[n-1]</code> | corresponds to   | $xmin + (n - 1)d \leq x < xmax$ |

where  $d$  is the bin spacing,  $d = (xmax - xmin)/n$ .

`void gsl_histogram_free (gsl_histogram * h)` [Function]

This function frees the histogram *h* and all of the memory associated with it.

## 21.3 Copying Histograms

`int gsl_histogram_memcpy (gsl_histogram * dest, const gsl_histogram * src)` [Function]

This function copies the histogram *src* into the pre-existing histogram *dest*, making *dest* into an exact copy of *src*. The two histograms must be of the same size.

`gsl_histogram * gsl_histogram_clone (const gsl_histogram * src)` [Function]

This function returns a pointer to a newly created histogram which is an exact copy of the histogram *src*.

## 21.4 Updating and accessing histogram elements

There are two ways to access histogram bins, either by specifying an *x* coordinate or by using the bin-index directly. The functions for accessing the histogram through *x* coordinates use a binary search to identify the bin which covers the appropriate range.

`int gsl_histogram_increment (gsl_histogram * h, double x)` [Function]

This function updates the histogram *h* by adding one (1.0) to the bin whose range contains the coordinate *x*.

If *x* lies in the valid range of the histogram then the function returns zero to indicate success. If *x* is less than the lower limit of the histogram then the function returns `GSL_EDOM`, and none of bins are modified. Similarly, if the value of *x* is greater than or equal to the upper limit of the histogram then the function returns `GSL_EDOM`, and none of the bins are modified. The error handler is not called, however, since it is often necessary to compute histograms for a small range of a larger dataset, ignoring the values outside the range of interest.

`int gsl_histogram_accumulate (gsl_histogram * h, double x, double weight)` [Function]

This function is similar to `gsl_histogram_increment` but increases the value of the appropriate bin in the histogram *h* by the floating-point number *weight*.

`double gsl_histogram_get (const gsl_histogram * h, size_t i)` [Function]

This function returns the contents of the *i*-th bin of the histogram *h*. If *i* lies outside the valid range of indices for the histogram then the error handler is called with an error code of `GSL_EDOM` and the function returns 0.

`int gsl_histogram_get_range (const gsl_histogram * h, size_t i, double * lower, double * upper)` [Function]

This function finds the upper and lower range limits of the *i*-th bin of the histogram *h*. If the index *i* is valid then the corresponding range limits are stored in *lower* and *upper*. The lower limit is inclusive (i.e. events with this coordinate are included in the bin) and the upper limit is exclusive (i.e. events with the coordinate of the upper limit are excluded and fall in the neighboring higher bin, if it exists). The function returns 0 to indicate success. If *i* lies outside the valid range of indices for the histogram then the error handler is called and the function returns an error code of `GSL_EDOM`.

```
double gsl_histogram_max (const gsl_histogram * h) [Function]
double gsl_histogram_min (const gsl_histogram * h) [Function]
size_t gsl_histogram_bins (const gsl_histogram * h) [Function]
```

These functions return the maximum upper and minimum lower range limits and the number of bins of the histogram *h*. They provide a way of determining these values without accessing the `gsl_histogram` struct directly.

```
void gsl_histogram_reset (gsl_histogram * h) [Function]
```

This function resets all the bins in the histogram *h* to zero.

## 21.5 Searching histogram ranges

The following functions are used by the access and update routines to locate the bin which corresponds to a given *x* coordinate.

```
int gsl_histogram_find (const gsl_histogram * h, double x, size_t * i) [Function]
```

This function finds and sets the index *i* to the bin number which covers the coordinate *x* in the histogram *h*. The bin is located using a binary search. The search includes an optimization for histograms with uniform range, and will return the correct bin immediately in this case. If *x* is found in the range of the histogram then the function sets the index *i* and returns `GSL_SUCCESS`. If *x* lies outside the valid range of the histogram then the function returns `GSL_EDOM` and the error handler is invoked.

## 21.6 Histogram Statistics

```
double gsl_histogram_max_val (const gsl_histogram * h) [Function]
```

This function returns the maximum value contained in the histogram bins.

```
size_t gsl_histogram_max_bin (const gsl_histogram * h) [Function]
```

This function returns the index of the bin containing the maximum value. In the case where several bins contain the same maximum value the smallest index is returned.

```
double gsl_histogram_min_val (const gsl_histogram * h) [Function]
```

This function returns the minimum value contained in the histogram bins.

```
size_t gsl_histogram_min_bin (const gsl_histogram * h) [Function]
```

This function returns the index of the bin containing the minimum value. In the case where several bins contain the same maximum value the smallest index is returned.

```
double gsl_histogram_mean (const gsl_histogram * h) [Function]
```

This function returns the mean of the histogrammed variable, where the histogram is regarded as a probability distribution. Negative bin values are ignored for the purposes of this calculation. The accuracy of the result is limited by the bin width.

```
double gsl_histogram_sigma (const gsl_histogram * h) [Function]
```

This function returns the standard deviation of the histogrammed variable, where the histogram is regarded as a probability distribution. Negative bin values are ignored for the purposes of this calculation. The accuracy of the result is limited by the bin width.

**double** `gsl_histogram_sum` (*const* *gsl\_histogram* \* **h**) [Function]  
 This function returns the sum of all bin values. Negative bin values are included in the sum.

## 21.7 Histogram Operations

**int** `gsl_histogram_equal_bins_p` (*const* *gsl\_histogram* \* **h1**, *const* *gsl\_histogram* \* **h2**) [Function]  
 This function returns 1 if the all of the individual bin ranges of the two histograms are identical, and 0 otherwise.

**int** `gsl_histogram_add` (*gsl\_histogram* \* **h1**, *const* *gsl\_histogram* \* **h2**) [Function]  
 This function adds the contents of the bins in histogram *h2* to the corresponding bins of histogram *h1*, i.e.  $h'_1(i) = h_1(i) + h_2(i)$ . The two histograms must have identical bin ranges.

**int** `gsl_histogram_sub` (*gsl\_histogram* \* **h1**, *const* *gsl\_histogram* \* **h2**) [Function]  
 This function subtracts the contents of the bins in histogram *h2* from the corresponding bins of histogram *h1*, i.e.  $h'_1(i) = h_1(i) - h_2(i)$ . The two histograms must have identical bin ranges.

**int** `gsl_histogram_mul` (*gsl\_histogram* \* **h1**, *const* *gsl\_histogram* \* **h2**) [Function]  
 This function multiplies the contents of the bins of histogram *h1* by the contents of the corresponding bins in histogram *h2*, i.e.  $h'_1(i) = h_1(i) * h_2(i)$ . The two histograms must have identical bin ranges.

**int** `gsl_histogram_div` (*gsl\_histogram* \* **h1**, *const* *gsl\_histogram* \* **h2**) [Function]  
 This function divides the contents of the bins of histogram *h1* by the contents of the corresponding bins in histogram *h2*, i.e.  $h'_1(i) = h_1(i)/h_2(i)$ . The two histograms must have identical bin ranges.

**int** `gsl_histogram_scale` (*gsl\_histogram* \* **h**, *double* **scale**) [Function]  
 This function multiplies the contents of the bins of histogram *h* by the constant *scale*, i.e.  $h'_1(i) = h_1(i) * scale$ .

**int** `gsl_histogram_shift` (*gsl\_histogram* \* **h**, *double* **offset**) [Function]  
 This function shifts the contents of the bins of histogram *h* by the constant *offset*, i.e.  $h'_1(i) = h_1(i) + offset$ .

## 21.8 Reading and writing histograms

The library provides functions for reading and writing histograms to a file as binary data or formatted text.

**int** `gsl_histogram_fwrite` (*FILE* \* **stream**, *const* *gsl\_histogram* \* **h**) [Function]  
 This function writes the ranges and bins of the histogram *h* to the stream *stream* in binary format. The return value is 0 for success and `GSL_EFAILED` if there was a problem writing to the file. Since the data is written in the native binary format it may not be portable between different architectures.

`int gsl_histogram_fread (FILE * stream, gsl_histogram * h)` [Function]

This function reads into the histogram *h* from the open stream *stream* in binary format. The histogram *h* must be preallocated with the correct size since the function uses the number of bins in *h* to determine how many bytes to read. The return value is 0 for success and `GSL_EFAILED` if there was a problem reading from the file. The data is assumed to have been written in the native binary format on the same architecture.

`int gsl_histogram_fprintf (FILE * stream, const gsl_histogram * h,  
const char * range_format, const char * bin_format)` [Function]

This function writes the ranges and bins of the histogram *h* line-by-line to the stream *stream* using the format specifiers *range\_format* and *bin\_format*. These should be one of the `%g`, `%e` or `%f` formats for floating point numbers. The function returns 0 for success and `GSL_EFAILED` if there was a problem writing to the file. The histogram output is formatted in three columns, and the columns are separated by spaces, like this,

```
range[0] range[1] bin[0]
range[1] range[2] bin[1]
range[2] range[3] bin[2]
....
range[n-1] range[n] bin[n-1]
```

The values of the ranges are formatted using *range\_format* and the value of the bins are formatted using *bin\_format*. Each line contains the lower and upper limit of the range of the bins and the value of the bin itself. Since the upper limit of one bin is the lower limit of the next there is duplication of these values between lines but this allows the histogram to be manipulated with line-oriented tools.

`int gsl_histogram_fscanf (FILE * stream, gsl_histogram * h)` [Function]

This function reads formatted data from the stream *stream* into the histogram *h*. The data is assumed to be in the three-column format used by `gsl_histogram_fprintf`. The histogram *h* must be preallocated with the correct length since the function uses the size of *h* to determine how many numbers to read. The function returns 0 for success and `GSL_EFAILED` if there was a problem reading from the file.

## 21.9 Resampling from histograms

A histogram made by counting events can be regarded as a measurement of a probability distribution. Allowing for statistical error, the height of each bin represents the probability of an event where the value of *x* falls in the range of that bin. The probability distribution function has the one-dimensional form  $p(x)dx$  where,

$$p(x) = n_i / (N w_i)$$

In this equation  $n_i$  is the number of events in the bin which contains *x*,  $w_i$  is the width of the bin and *N* is the total number of events. The distribution of events within each bin is assumed to be uniform.

## 21.10 The histogram probability distribution struct

The probability distribution function for a histogram consists of a set of *bins* which measure the probability of an event falling into a given range of a continuous variable *x*. A probability

distribution function is defined by the following struct, which actually stores the cumulative probability distribution function. This is the natural quantity for generating samples via the inverse transform method, because there is a one-to-one mapping between the cumulative probability distribution and the range [0,1]. It can be shown that by taking a uniform random number in this range and finding its corresponding coordinate in the cumulative probability distribution we obtain samples with the desired probability distribution.

**gsl\_histogram\_pdf** [Data Type]

**size\_t n** This is the number of bins used to approximate the probability distribution function.

**double \* range**  
The ranges of the bins are stored in an array of  $n + 1$  elements pointed to by *range*.

**double \* sum**  
The cumulative probability for the bins is stored in an array of  $n$  elements pointed to by *sum*.

The following functions allow you to create a **gsl\_histogram\_pdf** struct which represents this probability distribution and generate random samples from it.

**gsl\_histogram\_pdf \* gsl\_histogram\_pdf\_alloc** (*size\_t n*) [Function]

This function allocates memory for a probability distribution with  $n$  bins and returns a pointer to a newly initialized **gsl\_histogram\_pdf** struct. If insufficient memory is available a null pointer is returned and the error handler is invoked with an error code of **GSL\_ENOMEM**.

**int gsl\_histogram\_pdf\_init** (*gsl\_histogram\_pdf \* p*, *const gsl\_histogram \* h*) [Function]

This function initializes the probability distribution  $p$  with the contents of the histogram  $h$ . If any of the bins of  $h$  are negative then the error handler is invoked with an error code of **GSL\_EDOM** because a probability distribution cannot contain negative values.

**void gsl\_histogram\_pdf\_free** (*gsl\_histogram\_pdf \* p*) [Function]

This function frees the probability distribution function  $p$  and all of the memory associated with it.

**double gsl\_histogram\_pdf\_sample** (*const gsl\_histogram\_pdf \* p*, *double r*) [Function]

This function uses  $r$ , a uniform random number between zero and one, to compute a single random sample from the probability distribution  $p$ . The algorithm used to compute the sample  $s$  is given by the following formula,

$$s = \text{range}[i] + \delta * (\text{range}[i + 1] - \text{range}[i])$$

where  $i$  is the index which satisfies  $\text{sum}[i] \leq r < \text{sum}[i + 1]$  and  $\delta$  is  $(r - \text{sum}[i]) / (\text{sum}[i + 1] - \text{sum}[i])$ .

## 21.11 Example programs for histograms

The following program shows how to make a simple histogram of a column of numerical data supplied on `stdin`. The program takes three arguments, specifying the upper and lower bounds of the histogram and the number of bins. It then reads numbers from `stdin`, one line at a time, and adds them to the histogram. When there is no more data to read it prints out the accumulated histogram using `gsl_histogram_fprintf`.

```
#include <stdio.h>
#include <stdlib.h>
#include <gsl/gsl_histogram.h>

int
main (int argc, char **argv)
{
 double a, b;
 size_t n;

 if (argc != 4)
 {
 printf ("Usage: gsl-histogram xmin xmax n\n"
 "Computes a histogram of the data "
 "on stdin using n bins from xmin "
 "to xmax\n");
 exit (0);
 }

 a = atof (argv[1]);
 b = atof (argv[2]);
 n = atoi (argv[3]);

 {
 double x;
 gsl_histogram * h = gsl_histogram_alloc (n);
 gsl_histogram_set_ranges_uniform (h, a, b);

 while (fscanf (stdin, "%lg", &x) == 1)
 {
 gsl_histogram_increment (h, x);
 }
 gsl_histogram_fprintf (stdout, h, "%g", "%g");
 gsl_histogram_free (h);
 }
 exit (0);
}
```

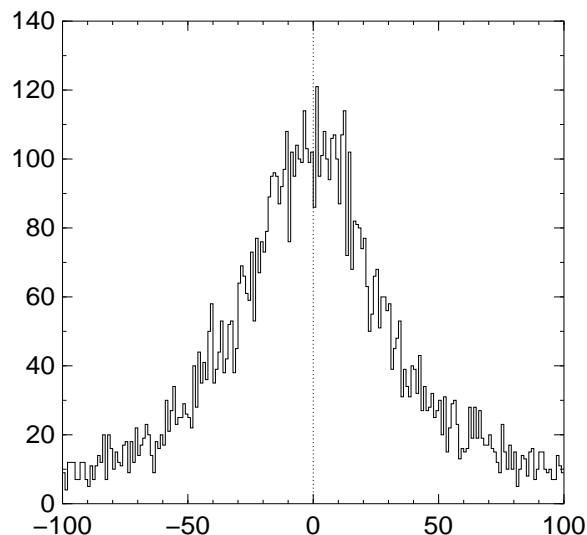
Here is an example of the program in use. We generate 10000 random samples from a Cauchy distribution with a width of 30 and histogram them over the range -100 to 100, using 200 bins.



```
$ gsl-randist 0 10000 cauchy 30
| gsl-histogram -100 100 200 > histogram.dat
```

A plot of the resulting histogram shows the familiar shape of the Cauchy distribution and the fluctuations caused by the finite sample size.

```
$ awk '{print $1, $3 ; print $2, $3}' histogram.dat
| graph -T X
```



## 21.12 Two dimensional histograms

A two dimensional histogram consists of a set of *bins* which count the number of events falling in a given area of the  $(x, y)$  plane. The simplest way to use a two dimensional histogram is to record two-dimensional position information,  $n(x, y)$ . Another possibility is to form a *joint distribution* by recording related variables. For example a detector might record both the position of an event ( $x$ ) and the amount of energy it deposited  $E$ . These could be histogrammed as the joint distribution  $n(x, E)$ .

## 21.13 The 2D histogram struct

Two dimensional histograms are defined by the following struct,

```
gsl_histogram2d [Data Type]
```

```
 size_t nx, ny
```

This is the number of histogram bins in the x and y directions.

```
 double * xrange
```

The ranges of the bins in the x-direction are stored in an array of  $nx + 1$  elements pointed to by *xrange*.

```
 double * yrange
```

The ranges of the bins in the y-direction are stored in an array of  $ny + 1$  elements pointed to by *yrange*.

`double * bin`

The counts for each bin are stored in an array pointed to by *bin*. The bins are floating-point numbers, so you can increment them by non-integer values if necessary. The array *bin* stores the two dimensional array of bins in a single block of memory according to the mapping  $\text{bin}(i,j) = \text{bin}[i * \text{ny} + j]$ .

The range for  $\text{bin}(i,j)$  is given by  $\text{xrange}[i]$  to  $\text{xrange}[i+1]$  in the x-direction and  $\text{yrange}[j]$  to  $\text{yrange}[j+1]$  in the y-direction. Each bin is inclusive at the lower end and exclusive at the upper end. Mathematically this means that the bins are defined by the following inequality,

$$\begin{array}{lcl} \text{bin}(i,j) \text{ corresponds to} & \text{xrange}[i] \leq x < \text{xrange}[i+1] \\ \text{and} & \text{yrange}[j] \leq y < \text{yrange}[j+1] \end{array}$$

Note that any samples which fall on the upper sides of the histogram are excluded. If you want to include these values for the side bins you will need to add an extra row or column to your histogram.

The `gsl_histogram2d` struct and its associated functions are defined in the header file ‘`gsl_histogram2d.h`’.

## 21.14 2D Histogram allocation

The functions for allocating memory to a 2D histogram follow the style of `malloc` and `free`. In addition they also perform their own error checking. If there is insufficient memory available to allocate a histogram then the functions call the error handler (with an error number of `GSL_ENOMEM`) in addition to returning a null pointer. Thus if you use the library error handler to abort your program then it isn’t necessary to check every 2D histogram alloc.

`gsl_histogram2d * gsl_histogram2d_alloc (size_t nx, size_t ny)` [Function]

This function allocates memory for a two-dimensional histogram with *nx* bins in the x direction and *ny* bins in the y direction. The function returns a pointer to a newly created `gsl_histogram2d` struct. If insufficient memory is available a null pointer is returned and the error handler is invoked with an error code of `GSL_ENOMEM`. The bins and ranges must be initialized with one of the functions below before the histogram is ready for use.

`int gsl_histogram2d_set_ranges (gsl_histogram2d * h, const double xrange[], size_t xsize, const double yrange[], size_t ysize)` [Function]

This function sets the ranges of the existing histogram *h* using the arrays *xrange* and *yrange* of size *xsize* and *ysize* respectively. The values of the histogram bins are reset to zero.

`int gsl_histogram2d_set_ranges_uniform (gsl_histogram2d * h, double xmin, double xmax, double ymin, double ymax)` [Function]

This function sets the ranges of the existing histogram *h* to cover the ranges *xmin* to *xmax* and *ymin* to *ymax* uniformly. The values of the histogram bins are reset to zero.

**void gsl\_histogram2d\_free** (*gsl\_histogram2d \* h*) [Function]  
 This function frees the 2D histogram *h* and all of the memory associated with it.

## 21.15 Copying 2D Histograms

**int gsl\_histogram2d\_memcpy** (*gsl\_histogram2d \* dest, const  
 gsl\_histogram2d \* src*) [Function]  
 This function copies the histogram *src* into the pre-existing histogram *dest*, making *dest* into an exact copy of *src*. The two histograms must be of the same size.

**gsl\_histogram2d \* gsl\_histogram2d\_clone** (*const gsl\_histogram2d  
 \* src*) [Function]  
 This function returns a pointer to a newly created histogram which is an exact copy of the histogram *src*.

## 21.16 Updating and accessing 2D histogram elements

You can access the bins of a two-dimensional histogram either by specifying a pair of  $(x, y)$  coordinates or by using the bin indices  $(i, j)$  directly. The functions for accessing the histogram through  $(x, y)$  coordinates use binary searches in the x and y directions to identify the bin which covers the appropriate range.

**int gsl\_histogram2d\_increment** (*gsl\_histogram2d \* h, double x,  
 double y*) [Function]  
 This function updates the histogram *h* by adding one (1.0) to the bin whose x and y ranges contain the coordinates  $(x, y)$ .

If the point  $(x, y)$  lies inside the valid ranges of the histogram then the function returns zero to indicate success. If  $(x, y)$  lies outside the limits of the histogram then the function returns `GSL_EDOM`, and none of the bins are modified. The error handler is not called, since it is often necessary to compute histograms for a small range of a larger dataset, ignoring any coordinates outside the range of interest.

**int gsl\_histogram2d\_accumulate** (*gsl\_histogram2d \* h, double x,  
 double y, double weight*) [Function]  
 This function is similar to `gsl_histogram2d_increment` but increases the value of the appropriate bin in the histogram *h* by the floating-point number *weight*.

**double gsl\_histogram2d\_get** (*const gsl\_histogram2d \* h, size\_t i,  
 size\_t j*) [Function]  
 This function returns the contents of the  $(i, j)$ -th bin of the histogram *h*. If  $(i, j)$  lies outside the valid range of indices for the histogram then the error handler is called with an error code of `GSL_EDOM` and the function returns 0.

**int gsl\_histogram2d\_get\_xrange** (*const gsl\_histogram2d \* h, size\_t  
 i, double \* xlower, double \* xupper*) [Function]

**int gsl\_histogram2d\_get\_yrange** (*const gsl\_histogram2d \* h, size\_t  
 j, double \* ylower, double \* yupper*) [Function]

These functions find the upper and lower range limits of the *i*-th and *j*-th bins in the x and y directions of the histogram *h*. The range limits are stored in *xlower* and

*xupper* or *ylower* and *yupper*. The lower limits are inclusive (i.e. events with these coordinates are included in the bin) and the upper limits are exclusive (i.e. events with the value of the upper limit are not included and fall in the neighboring higher bin, if it exists). The functions return 0 to indicate success. If *i* or *j* lies outside the valid range of indices for the histogram then the error handler is called with an error code of `GSL_EDOM`.

```
double gsl_histogram2d_xmax (const gsl_histogram2d * h) [Function]
double gsl_histogram2d_xmin (const gsl_histogram2d * h) [Function]
size_t gsl_histogram2d_nx (const gsl_histogram2d * h) [Function]
double gsl_histogram2d_ymax (const gsl_histogram2d * h) [Function]
double gsl_histogram2d_ymin (const gsl_histogram2d * h) [Function]
size_t gsl_histogram2d_ny (const gsl_histogram2d * h) [Function]
```

These functions return the maximum upper and minimum lower range limits and the number of bins for the x and y directions of the histogram *h*. They provide a way of determining these values without accessing the `gsl_histogram2d` struct directly.

```
void gsl_histogram2d_reset (gsl_histogram2d * h) [Function]
```

This function resets all the bins of the histogram *h* to zero.

## 21.17 Searching 2D histogram ranges

The following functions are used by the access and update routines to locate the bin which corresponds to a given  $(x, y)$  coordinate.

```
int gsl_histogram2d_find (const gsl_histogram2d * h, double x, [Function]
 double y, size_t * i, size_t * j)
```

This function finds and sets the indices *i* and *j* to the bin which covers the coordinates  $(x, y)$ . The bin is located using a binary search. The search includes an optimization for histograms with uniform ranges, and will return the correct bin immediately in this case. If  $(x, y)$  is found then the function sets the indices  $(i, j)$  and returns `GSL_SUCCESS`. If  $(x, y)$  lies outside the valid range of the histogram then the function returns `GSL_EDOM` and the error handler is invoked.

## 21.18 2D Histogram Statistics

```
double gsl_histogram2d_max_val (const gsl_histogram2d * h) [Function]
```

This function returns the maximum value contained in the histogram bins.

```
void gsl_histogram2d_max_bin (const gsl_histogram2d * h, size_t * i, [Function]
 size_t * j)
```

This function finds the indices of the bin containing the maximum value in the histogram *h* and stores the result in  $(i, j)$ . In the case where several bins contain the same maximum value the first bin found is returned.

```
double gsl_histogram2d_min_val (const gsl_histogram2d * h) [Function]
```

This function returns the minimum value contained in the histogram bins.

**void gsl\_histogram2d\_min\_bin** (*const gsl\_histogram2d \* h, size\_t \* i, size\_t \* j*) [Function]

This function finds the indices of the bin containing the minimum value in the histogram *h* and stores the result in (*i,j*). In the case where several bins contain the same maximum value the first bin found is returned.

**double gsl\_histogram2d\_xmean** (*const gsl\_histogram2d \* h*) [Function]

This function returns the mean of the histogrammed x variable, where the histogram is regarded as a probability distribution. Negative bin values are ignored for the purposes of this calculation.

**double gsl\_histogram2d\_ymean** (*const gsl\_histogram2d \* h*) [Function]

This function returns the mean of the histogrammed y variable, where the histogram is regarded as a probability distribution. Negative bin values are ignored for the purposes of this calculation.

**double gsl\_histogram2d\_xsigma** (*const gsl\_histogram2d \* h*) [Function]

This function returns the standard deviation of the histogrammed x variable, where the histogram is regarded as a probability distribution. Negative bin values are ignored for the purposes of this calculation.

**double gsl\_histogram2d\_ysigma** (*const gsl\_histogram2d \* h*) [Function]

This function returns the standard deviation of the histogrammed y variable, where the histogram is regarded as a probability distribution. Negative bin values are ignored for the purposes of this calculation.

**double gsl\_histogram2d\_cov** (*const gsl\_histogram2d \* h*) [Function]

This function returns the covariance of the histogrammed x and y variables, where the histogram is regarded as a probability distribution. Negative bin values are ignored for the purposes of this calculation.

**double gsl\_histogram2d\_sum** (*const gsl\_histogram2d \* h*) [Function]

This function returns the sum of all bin values. Negative bin values are included in the sum.

## 21.19 2D Histogram Operations

**int gsl\_histogram2d\_equal\_bins\_p** (*const gsl\_histogram2d \* h1, const gsl\_histogram2d \* h2*) [Function]

This function returns 1 if all the individual bin ranges of the two histograms are identical, and 0 otherwise.

**int gsl\_histogram2d\_add** (*gsl\_histogram2d \* h1, const gsl\_histogram2d \* h2*) [Function]

This function adds the contents of the bins in histogram *h2* to the corresponding bins of histogram *h1*, i.e.  $h'_1(i, j) = h_1(i, j) + h_2(i, j)$ . The two histograms must have identical bin ranges.

**int gsl\_histogram2d\_sub** (*gsl\_histogram2d \* h1, const* [Function]  
*gsl\_histogram2d \* h2*)

This function subtracts the contents of the bins in histogram *h2* from the corresponding bins of histogram *h1*, i.e.  $h'_1(i, j) = h_1(i, j) - h_2(i, j)$ . The two histograms must have identical bin ranges.

**int gsl\_histogram2d\_mul** (*gsl\_histogram2d \* h1, const* [Function]  
*gsl\_histogram2d \* h2*)

This function multiplies the contents of the bins of histogram *h1* by the contents of the corresponding bins in histogram *h2*, i.e.  $h'_1(i, j) = h_1(i, j) * h_2(i, j)$ . The two histograms must have identical bin ranges.

**int gsl\_histogram2d\_div** (*gsl\_histogram2d \* h1, const* [Function]  
*gsl\_histogram2d \* h2*)

This function divides the contents of the bins of histogram *h1* by the contents of the corresponding bins in histogram *h2*, i.e.  $h'_1(i, j) = h_1(i, j) / h_2(i, j)$ . The two histograms must have identical bin ranges.

**int gsl\_histogram2d\_scale** (*gsl\_histogram2d \* h, double scale*) [Function]

This function multiplies the contents of the bins of histogram *h* by the constant *scale*, i.e.  $h'_1(i, j) = h_1(i, j) * scale$ .

**int gsl\_histogram2d\_shift** (*gsl\_histogram2d \* h, double offset*) [Function]

This function shifts the contents of the bins of histogram *h* by the constant *offset*, i.e.  $h'_1(i, j) = h_1(i, j) + offset$ .

## 21.20 Reading and writing 2D histograms

The library provides functions for reading and writing two dimensional histograms to a file as binary data or formatted text.

**int gsl\_histogram2d\_fwrite** (*FILE \* stream, const gsl\_histogram2d* [Function]  
*\* h*)

This function writes the ranges and bins of the histogram *h* to the stream *stream* in binary format. The return value is 0 for success and **GSL\_EFAILED** if there was a problem writing to the file. Since the data is written in the native binary format it may not be portable between different architectures.

**int gsl\_histogram2d\_fread** (*FILE \* stream, gsl\_histogram2d \* h*) [Function]

This function reads into the histogram *h* from the stream *stream* in binary format. The histogram *h* must be preallocated with the correct size since the function uses the number of x and y bins in *h* to determine how many bytes to read. The return value is 0 for success and **GSL\_EFAILED** if there was a problem reading from the file. The data is assumed to have been written in the native binary format on the same architecture.

**int gsl\_histogram2d\_fprintf** (*FILE \* stream, const gsl\_histogram2d* [Function]  
*\* h, const char \* range\_format, const char \* bin\_format*)

This function writes the ranges and bins of the histogram *h* line-by-line to the stream *stream* using the format specifiers *range\_format* and *bin\_format*. These should be one

of the %g, %e or %f formats for floating point numbers. The function returns 0 for success and `GSL_EFAILED` if there was a problem writing to the file. The histogram output is formatted in five columns, and the columns are separated by spaces, like this,

```
xrange[0] xrange[1] yrange[0] yrange[1] bin(0,0)
xrange[0] xrange[1] yrange[1] yrange[2] bin(0,1)
xrange[0] xrange[1] yrange[2] yrange[3] bin(0,2)
....
xrange[0] xrange[1] yrange[ny-1] yrange[ny] bin(0,ny-1)

xrange[1] xrange[2] yrange[0] yrange[1] bin(1,0)
xrange[1] xrange[2] yrange[1] yrange[2] bin(1,1)
xrange[1] xrange[2] yrange[1] yrange[2] bin(1,2)
....
xrange[1] xrange[2] yrange[ny-1] yrange[ny] bin(1,ny-1)

....

xrange[nx-1] xrange[nx] yrange[0] yrange[1] bin(nx-1,0)
xrange[nx-1] xrange[nx] yrange[1] yrange[2] bin(nx-1,1)
xrange[nx-1] xrange[nx] yrange[1] yrange[2] bin(nx-1,2)
....
xrange[nx-1] xrange[nx] yrange[ny-1] yrange[ny] bin(nx-1,ny-1)
```

Each line contains the lower and upper limits of the bin and the contents of the bin. Since the upper limits of the each bin are the lower limits of the neighboring bins there is duplication of these values but this allows the histogram to be manipulated with line-oriented tools.

**int gsl\_histogram2d\_fscanf** (*FILE* \* *stream*, *gsl\_histogram2d* \* *h*) [Function]  
 This function reads formatted data from the stream *stream* into the histogram *h*. The data is assumed to be in the five-column format used by `gsl_histogram2d_fprintf`. The histogram *h* must be preallocated with the correct lengths since the function uses the sizes of *h* to determine how many numbers to read. The function returns 0 for success and `GSL_EFAILED` if there was a problem reading from the file.

## 21.21 Resampling from 2D histograms

As in the one-dimensional case, a two-dimensional histogram made by counting events can be regarded as a measurement of a probability distribution. Allowing for statistical error, the height of each bin represents the probability of an event where  $(x,y)$  falls in the range of that bin. For a two-dimensional histogram the probability distribution takes the form  $p(x,y)dxdy$  where,

$$p(x,y) = n_{ij}/(NA_{ij})$$

In this equation  $n_{ij}$  is the number of events in the bin which contains  $(x,y)$ ,  $A_{ij}$  is the area of the bin and  $N$  is the total number of events. The distribution of events within each bin is assumed to be uniform.

**gsl\_histogram2d\_pdf** [Data Type]  
**size\_t nx, ny**  
 This is the number of histogram bins used to approximate the probability distribution function in the x and y directions.

`double * xrange`

The ranges of the bins in the x-direction are stored in an array of  $nx + 1$  elements pointed to by *xrange*.

`double * yrange`

The ranges of the bins in the y-direction are stored in an array of  $ny + 1$  elements pointed to by *yrange*.

`double * sum`

The cumulative probability for the bins is stored in an array of  $nx \times ny$  elements pointed to by *sum*.

The following functions allow you to create a `gsl_histogram2d_pdf` struct which represents a two dimensional probability distribution and generate random samples from it.

`gsl_histogram2d_pdf * gsl_histogram2d_pdf_alloc (size_t nx, size_t ny)` [Function]

This function allocates memory for a two-dimensional probability distribution of size  $nx$ -by- $ny$  and returns a pointer to a newly initialized `gsl_histogram2d_pdf` struct. If insufficient memory is available a null pointer is returned and the error handler is invoked with an error code of `GSL_ENOMEM`.

`int gsl_histogram2d_pdf_init (gsl_histogram2d_pdf * p, const gsl_histogram2d * h)` [Function]

This function initializes the two-dimensional probability distribution calculated *p* from the histogram *h*. If any of the bins of *h* are negative then the error handler is invoked with an error code of `GSL_EDOM` because a probability distribution cannot contain negative values.

`void gsl_histogram2d_pdf_free (gsl_histogram2d_pdf * p)` [Function]

This function frees the two-dimensional probability distribution function *p* and all of the memory associated with it.

`int gsl_histogram2d_pdf_sample (const gsl_histogram2d_pdf * p, double r1, double r2, double * x, double * y)` [Function]

This function uses two uniform random numbers between zero and one, *r1* and *r2*, to compute a single random sample from the two-dimensional probability distribution *p*.



## 21.22 Example programs for 2D histograms

This program demonstrates two features of two-dimensional histograms. First a 10-by-10 two-dimensional histogram is created with x and y running from 0 to 1. Then a few sample points are added to the histogram, at (0.3,0.3) with a height of 1, at (0.8,0.1) with a height of 5 and at (0.7,0.9) with a height of 0.5. This histogram with three events is used to generate a random sample of 1000 simulated events, which are printed out.

```
#include <stdio.h>
#include <gsl/gsl_rng.h>
#include <gsl/gsl_histogram2d.h>

int
main (void)
{
 const gsl_rng_type * T;
 gsl_rng * r;

 gsl_histogram2d * h = gsl_histogram2d_alloc (10, 10);

 gsl_histogram2d_set_ranges_uniform (h,
 0.0, 1.0,
 0.0, 1.0);

 gsl_histogram2d_accumulate (h, 0.3, 0.3, 1);
 gsl_histogram2d_accumulate (h, 0.8, 0.1, 5);
 gsl_histogram2d_accumulate (h, 0.7, 0.9, 0.5);

 gsl_rng_env_setup ();

 T = gsl_rng_default;
 r = gsl_rng_alloc (T);

 {
 int i;
 gsl_histogram2d_pdf * p
 = gsl_histogram2d_pdf_alloc (h->nx, h->ny);

 gsl_histogram2d_pdf_init (p, h);

 for (i = 0; i < 1000; i++) {
 double x, y;
 double u = gsl_rng_uniform (r);
 double v = gsl_rng_uniform (r);

 gsl_histogram2d_pdf_sample (p, u, v, &x, &y);

 printf ("%g %g\n", x, y);
 }
 }
}
```

```

 }

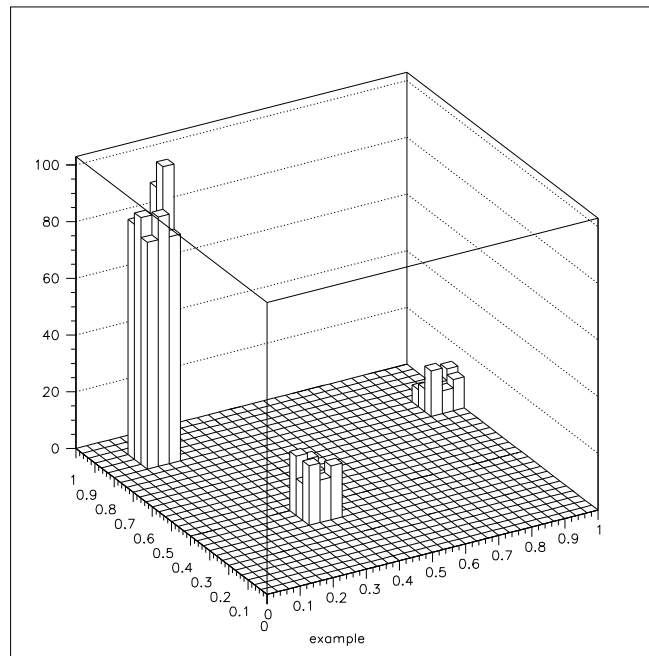
 gsl_histogram2d_pdf_free (p);
}

gsl_histogram2d_free (h);
gsl_rng_free (r);

return 0;
}

```

The following plot shows the distribution of the simulated events. Using a higher resolution grid we can see the original underlying histogram and also the statistical fluctuations caused by the events being uniformly distributed over the area of the original bins.



## 22 N-tuples

This chapter describes functions for creating and manipulating *ntuples*, sets of values associated with events. The ntuple data is stored in files. Their values can be extracted in any combination and *booked* in a histogram using a selection function.

The values to be stored are held in a user-defined data structure, and an ntuple is created associating this data structure with a file. The values are then written to the file (normally inside a loop) using the ntuple functions described below.

A histogram can be created from ntuple data by providing a selection function and a value function. The selection function specifies whether an event should be included in the subset to be analyzed or not. The value function computes the entry to be added to the histogram for each event.

All the ntuple functions are defined in the header file ‘`gsl_ntuple.h`’

### 22.1 The ntuple struct

Ntuples are manipulated using the `gsl_ntuple` struct. This struct contains information on the file where the ntuple data is stored, a pointer to the current ntuple data row and the size of the user-defined ntuple data struct.

```
typedef struct {
 FILE * file;
 void * ntuple_data;
 size_t size;
} gsl_ntuple;
```

### 22.2 Creating ntuples

`gsl_ntuple * gsl_ntuple_create (char * filename, void * ntuple_data, size_t size)` [Function]

This function creates a new write-only ntuple file *filename* for ntuples of size *size* and returns a pointer to the newly created ntuple struct. Any existing file with the same name is truncated to zero length and overwritten. A pointer to memory for the current ntuple row *ntuple\_data* must be supplied—this is used to copy ntuples in and out of the file.

### 22.3 Opening an existing ntuple file

`gsl_ntuple * gsl_ntuple_open (char * filename, void * ntuple_data, size_t size)` [Function]

This function opens an existing ntuple file *filename* for reading and returns a pointer to a corresponding ntuple struct. The ntuples in the file must have size *size*. A pointer to memory for the current ntuple row *ntuple\_data* must be supplied—this is used to copy ntuples in and out of the file.

## 22.4 Writing ntuples

```
int gsl_ntuple_write (gsl_ntuple * ntuple) [Function]
 This function writes the current ntuple ntuple->ntuple_data of size ntuple->size to
 the corresponding file.
```

```
int gsl_ntuple_bookdata (gsl_ntuple * ntuple) [Function]
 This function is a synonym for gsl_ntuple_write.
```

## 22.5 Reading ntuples

```
int gsl_ntuple_read (gsl_ntuple * ntuple) [Function]
 This function reads the current row of the ntuple file for ntuple and stores the values
 in ntuple->data.
```

## 22.6 Closing an ntuple file

```
int gsl_ntuple_close (gsl_ntuple * ntuple) [Function]
 This function closes the ntuple file ntuple and frees its associated allocated memory.
```

## 22.7 Histogramming ntuple values

Once an ntuple has been created its contents can be histogrammed in various ways using the function `gsl_ntuple_project`. Two user-defined functions must be provided, a function to select events and a function to compute scalar values. The selection function and the value function both accept the ntuple row as a first argument and other parameters as a second argument.

The *selection function* determines which ntuple rows are selected for histogramming. It is defined by the following struct,

```
typedef struct {
 int (* function) (void * ntuple_data, void * params);
 void * params;
} gsl_ntuple_select_fn;
```

The struct component *function* should return a non-zero value for each ntuple row that is to be included in the histogram.

The *value function* computes scalar values for those ntuple rows selected by the selection function,

```
typedef struct {
 double (* function) (void * ntuple_data, void * params);
 void * params;
} gsl_ntuple_value_fn;
```

In this case the struct component *function* should return the value to be added to the histogram for the ntuple row.

```
int gsl_ntuple_project (gsl_histogram * h, gsl_ntuple * ntuple, [Function]
 gsl_ntuple_value_fn * value_func, gsl_ntuple_select_fn * select_func)
 This function updates the histogram h from the ntuple ntuple using the functions
 value_func and select_func. For each ntuple row where the selection function select_func
 is non-zero the corresponding value of that row is computed using the function
 value_func and added to the histogram. Those ntuple rows where select_func
```

returns zero are ignored. New entries are added to the histogram, so subsequent calls can be used to accumulate further data in the same histogram.

## 22.8 Examples

The following example programs demonstrate the use of ntuples in managing a large dataset. The first program creates a set of 10,000 simulated “events”, each with 3 associated values  $(x, y, z)$ . These are generated from a gaussian distribution with unit variance, for demonstration purposes, and written to the ntuple file ‘test.dat’.

```
#include <gsl/gsl_ntuple.h>
#include <gsl/gsl_rng.h>
#include <gsl/gsl_randist.h>

struct data
{
 double x;
 double y;
 double z;
};

int
main (void)
{
 const gsl_rng_type * T;
 gsl_rng * r;

 struct data ntuple_row;
 int i;

 gsl_ntuple *ntuple
 = gsl_ntuple_create ("test.dat", &ntuple_row,
 sizeof (ntuple_row));

 gsl_rng_env_setup ();

 T = gsl_rng_default;
 r = gsl_rng_alloc (T);

 for (i = 0; i < 10000; i++)
 {
 ntuple_row.x = gsl_ran_ugaussian (r);
 ntuple_row.y = gsl_ran_ugaussian (r);
 ntuple_row.z = gsl_ran_ugaussian (r);

 gsl_ntuple_write (ntuple);
 }
}
```

```

 gsl_ntuple_close (ntuple);
 gsl_rng_free (r);

 return 0;
}

```

The next program analyses the ntuple data in the file ‘test.dat’. The analysis procedure is to compute the squared-magnitude of each event,  $E^2 = x^2 + y^2 + z^2$ , and select only those which exceed a lower limit of 1.5. The selected events are then histogrammed using their  $E^2$  values.

```

#include <math.h>
#include <gsl/gsl_ntuple.h>
#include <gsl/gsl_histogram.h>

struct data
{
 double x;
 double y;
 double z;
};

int sel_func (void *ntuple_data, void *params);
double val_func (void *ntuple_data, void *params);

int
main (void)
{
 struct data ntuple_row;

 gsl_ntuple *ntuple
 = gsl_ntuple_open ("test.dat", &ntuple_row,
 sizeof (ntuple_row));
 double lower = 1.5;

 gsl_ntuple_select_fn S;
 gsl_ntuple_value_fn V;

 gsl_histogram *h = gsl_histogram_alloc (100);
 gsl_histogram_set_ranges_uniform(h, 0.0, 10.0);

 S.function = &sel_func;
 S.params = &lower;

 V.function = &val_func;
 V.params = 0;

 gsl_ntuple_project (h, ntuple, &V, &S);
}

```

```
 gsl_histogram_fprintf (stdout, h, "%f", "%f");
 gsl_histogram_free (h);
 gsl_ntuple_close (ntuple);

 return 0;
}

int
sel_func (void *ntuple_data, void *params)
{
 struct data * data = (struct data *) ntuple_data;
 double x, y, z, E2, scale;
 scale = *(double *) params;

 x = data->x;
 y = data->y;
 z = data->z;

 E2 = x * x + y * y + z * z;

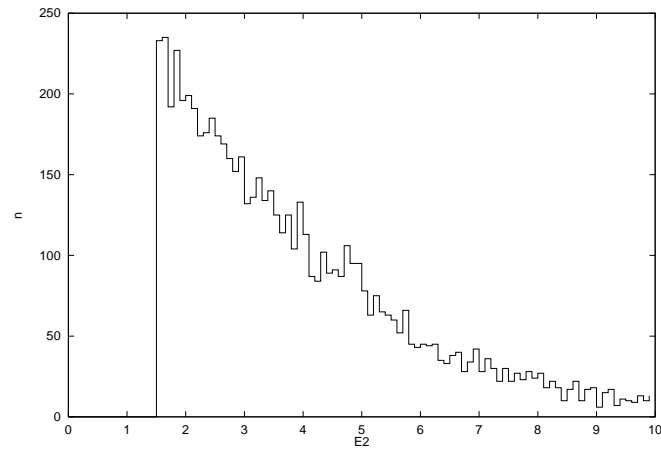
 return E2 > scale;
}

double
val_func (void *ntuple_data, void *params)
{
 struct data * data = (struct data *) ntuple_data;
 double x, y, z;

 x = data->x;
 y = data->y;
 z = data->z;

 return x * x + y * y + z * z;
}
```

The following plot shows the distribution of the selected events. Note the cut-off at the lower bound.



## 22.9 References and Further Reading

Further information on the use of ntuples can be found in the documentation for the CERN packages PAW and HBOOK (available online).



## 23 Monte Carlo Integration

This chapter describes routines for multidimensional Monte Carlo integration. These include the traditional Monte Carlo method and adaptive algorithms such as VEGAS and MISER which use importance sampling and stratified sampling techniques. Each algorithm computes an estimate of a multidimensional definite integral of the form,

$$I = \int_{x_l}^{x_u} dx \int_{y_l}^{y_u} dy \dots f(x, y, \dots)$$

over a hypercubic region  $((x_l, x_u), (y_l, y_u), \dots)$  using a fixed number of function calls. The routines also provide a statistical estimate of the error on the result. This error estimate should be taken as a guide rather than as a strict error bound—random sampling of the region may not uncover all the important features of the function, resulting in an underestimate of the error.

The functions are defined in separate header files for each routine, `gsl_monte_plain.h`, `'gsl_monte_miser.h'` and `'gsl_monte_vegas.h'`.

### 23.1 Interface

All of the Monte Carlo integration routines use the same general form of interface. There is an allocator to allocate memory for control variables and workspace, a routine to initialize those control variables, the integrator itself, and a function to free the space when done.

Each integration function requires a random number generator to be supplied, and returns an estimate of the integral and its standard deviation. The accuracy of the result is determined by the number of function calls specified by the user. If a known level of accuracy is required this can be achieved by calling the integrator several times and averaging the individual results until the desired accuracy is obtained.

Random sample points used within the Monte Carlo routines are always chosen strictly within the integration region, so that endpoint singularities are automatically avoided.

The function to be integrated has its own datatype, defined in the header file `'gsl_monte.h'`.

**gsl\_monte\_function** [Data Type]

This data type defines a general function with parameters for Monte Carlo integration.

**double (\* f) (double \* x, size\_t dim, void \* params)**

this function should return the value  $f(x, params)$  for the argument  $x$  and parameters  $params$ , where  $x$  is an array of size  $dim$  giving the coordinates of the point where the function is to be evaluated.

**size\_t dim**

the number of dimensions for  $x$ .

**void \* params**

a pointer to the parameters of the function.

Here is an example for a quadratic function in two dimensions,

$$f(x, y) = ax^2 + bxy + cy^2$$

with  $a = 3$ ,  $b = 2$ ,  $c = 1$ . The following code defines a `gsl_monte_function` `F` which you could pass to an integrator:

```
struct my_f_params { double a; double b; double c; };

double
my_f (double x[], size_t dim, void * p) {
 struct my_f_params * fp = (struct my_f_params *)p;

 if (dim != 2)
 {
 fprintf (stderr, "error: dim != 2");
 abort ();
 }

 return fp->a * x[0] * x[0]
 + fp->b * x[0] * x[1]
 + fp->c * x[1] * x[1];
}

gsl_monte_function F;
struct my_f_params params = { 3.0, 2.0, 1.0 };

F.f = &my_f;
F.dim = 2;
F.params = ¶ms;
```

The function  $f(x)$  can be evaluated using the following macro,

```
#define GSL_MONTE_FN_EVAL(F,x)
 (*(F->f))(x, (F->dim), (F->params))
```

## 23.2 PLAIN Monte Carlo

The plain Monte Carlo algorithm samples points randomly from the integration region to estimate the integral and its error. Using this algorithm the estimate of the integral  $E(f; N)$  for  $N$  randomly distributed points  $x_i$  is given by,

$$E(f; N) = V \langle f \rangle = \frac{V}{N} \sum_i^N f(x_i)$$

where  $V$  is the volume of the integration region. The error on this estimate  $\sigma(E; N)$  is calculated from the estimated variance of the mean,

$$\sigma^2(E; N) = \frac{V}{N} \sum_i^N (f(x_i) - \langle f \rangle)^2.$$

For large  $N$  this variance decreases asymptotically as  $\text{Var}(f)/N$ , where  $\text{Var}(f)$  is the true variance of the function over the integration region. The error estimate itself should decrease as  $\sigma(f)/\sqrt{N}$ . The familiar law of errors decreasing as  $1/\sqrt{N}$  applies—to reduce the error by a factor of 10 requires a 100-fold increase in the number of sample points.

The functions described in this section are declared in the header file ‘gsl\_monte\_plain.h’.

**gsl\_monte\_plain\_state \* gsl\_monte\_plain\_alloc** (*size\_t dim*) [Function]  
 This function allocates and initializes a workspace for Monte Carlo integration in *dim* dimensions.

**int gsl\_monte\_plain\_init** (*gsl\_monte\_plain\_state\* s*) [Function]  
 This function initializes a previously allocated integration state. This allows an existing workspace to be reused for different integrations.

**int gsl\_monte\_plain\_integrate** (*gsl\_monte\_function \* f, double \* xl, double \* xu, size\_t dim, size\_t calls, gsl\_rng \* r, gsl\_monte\_plain\_state \* s, double \* result, double \* abserr*) [Function]

This routine uses the plain Monte Carlo algorithm to integrate the function *f* over the *dim*-dimensional hypercubic region defined by the lower and upper limits in the arrays *xl* and *xu*, each of size *dim*. The integration uses a fixed number of function calls *calls*, and obtains random sampling points using the random number generator *r*. A previously allocated workspace *s* must be supplied. The result of the integration is returned in *result*, with an estimated absolute error *abserr*.

**void gsl\_monte\_plain\_free** (*gsl\_monte\_plain\_state \* s*) [Function]  
 This function frees the memory associated with the integrator state *s*.

### 23.3 MISER

The MISER algorithm of Press and Farrar is based on recursive stratified sampling. This technique aims to reduce the overall integration error by concentrating integration points in the regions of highest variance.

The idea of stratified sampling begins with the observation that for two disjoint regions *a* and *b* with Monte Carlo estimates of the integral  $E_a(f)$  and  $E_b(f)$  and variances  $\sigma_a^2(f)$  and  $\sigma_b^2(f)$ , the variance  $\text{Var}(f)$  of the combined estimate  $E(f) = \frac{1}{2}(E_a(f) + E_b(f))$  is given by,

$$\text{Var}(f) = \frac{\sigma_a^2(f)}{4N_a} + \frac{\sigma_b^2(f)}{4N_b}.$$

It can be shown that this variance is minimized by distributing the points such that,

$$\frac{N_a}{N_a + N_b} = \frac{\sigma_a}{\sigma_a + \sigma_b}.$$

Hence the smallest error estimate is obtained by allocating sample points in proportion to the standard deviation of the function in each sub-region.

The MISER algorithm proceeds by bisecting the integration region along one coordinate axis to give two sub-regions at each step. The direction is chosen by examining all *d* possible bisections and selecting the one which will minimize the combined variance of the two sub-regions. The variance in the sub-regions is estimated by sampling with a fraction of the total number of points available to the current step. The same procedure is then repeated recursively for each of the two half-spaces from the best bisection. The remaining sample points are allocated to the sub-regions using the formula for  $N_a$  and  $N_b$ . This recursive

allocation of integration points continues down to a user-specified depth where each sub-region is integrated using a plain Monte Carlo estimate. These individual values and their error estimates are then combined upwards to give an overall result and an estimate of its error.

The functions described in this section are declared in the header file `'gsl_monte_miser.h'`.

`gsl_monte_miser_state * gsl_monte_miser_alloc (size_t dim)` [Function]

This function allocates and initializes a workspace for Monte Carlo integration in *dim* dimensions. The workspace is used to maintain the state of the integration.

`int gsl_monte_miser_init (gsl_monte_miser_state* s)` [Function]

This function initializes a previously allocated integration state. This allows an existing workspace to be reused for different integrations.

`int gsl_monte_miser_integrate (gsl_monte_function * f, double * xl, double * xu, size_t dim, size_t calls, gsl_rng * r, gsl_monte_miser_state * s, double * result, double * abserr)` [Function]

This routine uses the MISER Monte Carlo algorithm to integrate the function *f* over the *dim*-dimensional hypercubic region defined by the lower and upper limits in the arrays *xl* and *xu*, each of size *dim*. The integration uses a fixed number of function calls *calls*, and obtains random sampling points using the random number generator *r*. A previously allocated workspace *s* must be supplied. The result of the integration is returned in *result*, with an estimated absolute error *abserr*.

`void gsl_monte_miser_free (gsl_monte_miser_state * s)` [Function]

This function frees the memory associated with the integrator state *s*.

The MISER algorithm has several configurable parameters. The following variables can be accessed through the `gsl_monte_miser_state` struct,

`double estimate_frac` [Variable]

This parameter specifies the fraction of the currently available number of function calls which are allocated to estimating the variance at each recursive step. The default value is 0.1.

`size_t min_calls` [Variable]

This parameter specifies the minimum number of function calls required for each estimate of the variance. If the number of function calls allocated to the estimate using *estimate\_frac* falls below *min\_calls* then *min\_calls* are used instead. This ensures that each estimate maintains a reasonable level of accuracy. The default value of *min\_calls* is `16 * dim`.

`size_t min_calls_per_bisection` [Variable]

This parameter specifies the minimum number of function calls required to proceed with a bisection step. When a recursive step has fewer calls available than *min\_calls\_per\_bisection* it performs a plain Monte Carlo estimate of the current sub-region and terminates its branch of the recursion. The default value of this parameter is `32 * min_calls`.

**double alpha**

[Variable]

This parameter controls how the estimated variances for the two sub-regions of a bisection are combined when allocating points. With recursive sampling the overall variance should scale better than  $1/N$ , since the values from the sub-regions will be obtained using a procedure which explicitly minimizes their variance. To accommodate this behavior the MISER algorithm allows the total variance to depend on a scaling parameter  $\alpha$ ,

$$\text{Var}(f) = \frac{\sigma_a}{N_a^\alpha} + \frac{\sigma_b}{N_b^\alpha}.$$

The authors of the original paper describing MISER recommend the value  $\alpha = 2$  as a good choice, obtained from numerical experiments, and this is used as the default value in this implementation.

**double dither**

[Variable]

This parameter introduces a random fractional variation of size *dither* into each bisection, which can be used to break the symmetry of integrands which are concentrated near the exact center of the hypercubic integration region. The default value of *dither* is zero, so no variation is introduced. If needed, a typical value of *dither* is 0.1.

**23.4 VEGAS**

The VEGAS algorithm of Lepage is based on importance sampling. It samples points from the probability distribution described by the function  $|f|$ , so that the points are concentrated in the regions that make the largest contribution to the integral.

In general, if the Monte Carlo integral of  $f$  is sampled with points distributed according to a probability distribution described by the function  $g$ , we obtain an estimate  $E_g(f; N)$ ,

$$E_g(f; N) = E(f/g; N)$$

with a corresponding variance,

$$\text{Var}_g(f; N) = \text{Var}(f/g; N).$$

If the probability distribution is chosen as  $g = |f|/I(|f|)$  then it can be shown that the variance  $\text{Var}_g(f; N)$  vanishes, and the error in the estimate will be zero. In practice it is not possible to sample from the exact distribution  $g$  for an arbitrary function, so importance sampling algorithms aim to produce efficient approximations to the desired distribution.

The VEGAS algorithm approximates the exact distribution by making a number of passes over the integration region while histogramming the function  $f$ . Each histogram is used to define a sampling distribution for the next pass. Asymptotically this procedure converges to the desired distribution. In order to avoid the number of histogram bins growing like  $K^d$  the probability distribution is approximated by a separable function:  $g(x_1, x_2, \dots) = g_1(x_1)g_2(x_2) \dots$  so that the number of bins required is only  $Kd$ . This is equivalent to locating the peaks of the function from the projections of the integrand onto the coordinate axes. The efficiency of VEGAS depends on the validity of this assumption. It is most efficient when the peaks of the integrand are well-localized. If an integrand can be rewritten in a form which is approximately separable this will increase the efficiency of integration with VEGAS.

VEGAS incorporates a number of additional features, and combines both stratified sampling and importance sampling. The integration region is divided into a number of “boxes”, with each box getting a fixed number of points (the goal is 2). Each box can then have a fractional number of bins, but if the ratio of bins-per-box is less than two, Vegas switches to a kind variance reduction (rather than importance sampling).

`gsl_monte_vegas_state * gsl_monte_vegas_alloc (size_t dim)` [Function]

This function allocates and initializes a workspace for Monte Carlo integration in *dim* dimensions. The workspace is used to maintain the state of the integration.

`int gsl_monte_vegas_init (gsl_monte_vegas_state* s)` [Function]

This function initializes a previously allocated integration state. This allows an existing workspace to be reused for different integrations.

`int gsl_monte_vegas_integrate (gsl_monte_function * f, double * xl, double * xu, size_t dim, size_t calls, gsl_rng * r, gsl_monte_vegas_state * s, double * result, double * abserr)` [Function]

This routine uses the VEGAS Monte Carlo algorithm to integrate the function *f* over the *dim*-dimensional hypercubic region defined by the lower and upper limits in the arrays *xl* and *xu*, each of size *dim*. The integration uses a fixed number of function calls *calls*, and obtains random sampling points using the random number generator *r*. A previously allocated workspace *s* must be supplied. The result of the integration is returned in *result*, with an estimated absolute error *abserr*. The result and its error estimate are based on a weighted average of independent samples. The chi-squared per degree of freedom for the weighted average is returned via the state struct component, *s->chisq*, and must be consistent with 1 for the weighted average to be reliable.

`void gsl_monte_vegas_free (gsl_monte_vegas_state * s)` [Function]

This function frees the memory associated with the integrator state *s*.

The VEGAS algorithm computes a number of independent estimates of the integral internally, according to the *iterations* parameter described below, and returns their weighted average. Random sampling of the integrand can occasionally produce an estimate where the error is zero, particularly if the function is constant in some regions. An estimate with zero error causes the weighted average to break down and must be handled separately. In the original Fortran implementations of VEGAS the error estimate is made non-zero by substituting a small value (typically  $1e-30$ ). The implementation in GSL differs from this and avoids the use of an arbitrary constant—it either assigns the value a weight which is the average weight of the preceding estimates or discards it according to the following procedure,

current estimate has zero error, weighted average has finite error

The current estimate is assigned a weight which is the average weight of the preceding estimates.

current estimate has finite error, previous estimates had zero error

The previous estimates are discarded and the weighted averaging procedure begins with the current estimate.

current estimate has zero error, previous estimates had zero error

The estimates are averaged using the arithmetic mean, but no error is computed.

The VEGAS algorithm is highly configurable. The following variables can be accessed through the `gsl_monte_vegas_state` struct,

`double result` [Variable]  
`double sigma` [Variable]

These parameters contain the raw value of the integral *result* and its error *sigma* from the last iteration of the algorithm.

`double chisq` [Variable]

This parameter gives the chi-squared per degree of freedom for the weighted estimate of the integral. The value of *chisq* should be close to 1. A value of *chisq* which differs significantly from 1 indicates that the values from different iterations are inconsistent. In this case the weighted error will be under-estimated, and further iterations of the algorithm are needed to obtain reliable results.

`double alpha` [Variable]

The parameter **alpha** controls the stiffness of the rebinning algorithm. It is typically set between one and two. A value of zero prevents rebinning of the grid. The default value is 1.5.

`size_t iterations` [Variable]

The number of iterations to perform for each call to the routine. The default value is 5 iterations.

`int stage` [Variable]

Setting this determines the *stage* of the calculation. Normally, **stage** = 0 which begins with a new uniform grid and empty weighted average. Calling vegas with **stage** = 1 retains the grid from the previous run but discards the weighted average, so that one can “tune” the grid using a relatively small number of points and then do a large run with **stage** = 1 on the optimized grid. Setting **stage** = 2 keeps the grid and the weighted average from the previous run, but may increase (or decrease) the number of histogram bins in the grid depending on the number of calls available. Choosing **stage** = 3 enters at the main loop, so that nothing is changed, and is equivalent to performing additional iterations in a previous call.

`int mode` [Variable]

The possible choices are `GSL_VEGAS_MODE_IMPORTANCE`, `GSL_VEGAS_MODE_STRATIFIED`, `GSL_VEGAS_MODE_IMPORTANCE_ONLY`. This determines whether VEGAS will use importance sampling or stratified sampling, or whether it can pick on its own. In low dimensions VEGAS uses strict stratified sampling (more precisely, stratified sampling is chosen if there are fewer than 2 bins per box).

`int verbose` [Variable]

`FILE * ostream` [Variable]

These parameters set the level of information printed by VEGAS. All information is written to the stream *ostream*. The default setting of *verbose* is -1, which turns off all output. A *verbose* value of 0 prints summary information about the weighted average and final result, while a value of 1 also displays the grid coordinates. A value of 2 prints information from the rebinning procedure for each iteration.

## 23.5 Examples

The example program below uses the Monte Carlo routines to estimate the value of the following 3-dimensional integral from the theory of random walks,

$$I = \int_{-\pi}^{+\pi} \frac{dk_x}{2\pi} \int_{-\pi}^{+\pi} \frac{dk_y}{2\pi} \int_{-\pi}^{+\pi} \frac{dk_z}{2\pi} \frac{1}{(1 - \cos(k_x) \cos(k_y) \cos(k_z))}.$$

The analytic value of this integral can be shown to be  $I = \Gamma(1/4)^4 / (4\pi^3) = 1.393203929685676859\dots$ . The integral gives the mean time spent at the origin by a random walk on a body-centered cubic lattice in three dimensions.

For simplicity we will compute the integral over the region  $(0, 0, 0)$  to  $(\pi, \pi, \pi)$  and multiply by 8 to obtain the full result. The integral is slowly varying in the middle of the region but has integrable singularities at the corners  $(0, 0, 0)$ ,  $(0, \pi, \pi)$ ,  $(\pi, 0, \pi)$  and  $(\pi, \pi, 0)$ . The Monte Carlo routines only select points which are strictly within the integration region and so no special measures are needed to avoid these singularities.

```
#include <stdlib.h>
#include <gsl/gsl_math.h>
#include <gsl/gsl_monte.h>
#include <gsl/gsl_monte_plain.h>
#include <gsl/gsl_monte_miser.h>
#include <gsl/gsl_monte_vegas.h>

/* Computation of the integral,

 I = int (dx dy dz)/(2pi)^3 1/(1-cos(x)cos(y)cos(z))

 over (-pi,-pi,-pi) to (+pi, +pi, +pi). The exact answer
 is Gamma(1/4)^4/(4 pi^3). This example is taken from
 C.Itzykson, J.M.Drouffe, "Statistical Field Theory -
 Volume 1", Section 1.1, p21, which cites the original
 paper M.L.Glasser, I.J.Zucker, Proc.Natl.Acad.Sci.USA 74
 1800 (1977) */

/* For simplicity we compute the integral over the region
 (0,0,0) -> (pi,pi,pi) and multiply by 8 */

double exact = 1.3932039296856768591842462603255;

double
g (double *k, size_t dim, void *params)
{
 double A = 1.0 / (M_PI * M_PI * M_PI);
 return A / (1.0 - cos (k[0]) * cos (k[1]) * cos (k[2]));
}

void
display_results (char *title, double result, double error)
{
 printf ("%s =====\n", title);
 printf ("result = % .6f\n", result);
 printf ("sigma = % .6f\n", error);
 printf ("exact = % .6f\n", exact);
 printf ("error = % .6f = %.1g sigma\n", result - exact,
 fabs (result - exact) / error);
}
```



```

int
main (void)
{
 double res, err;

 double xl[3] = { 0, 0, 0 };
 double xu[3] = { M_PI, M_PI, M_PI };

 const gsl_rng_type *T;
 gsl_rng *r;

 gsl_monte_function G = { &g, 3, 0 };

 size_t calls = 500000;

 gsl_rng_env_setup ();

 T = gsl_rng_default;
 r = gsl_rng_alloc (T);

 {
 gsl_monte_plain_state *s = gsl_monte_plain_alloc (3);
 gsl_monte_plain_integrate (&G, xl, xu, 3, calls, r, s,
 &res, &err);
 gsl_monte_plain_free (s);

 display_results ("plain", res, err);
 }

 {
 gsl_monte_miser_state *s = gsl_monte_miser_alloc (3);
 gsl_monte_miser_integrate (&G, xl, xu, 3, calls, r, s,
 &res, &err);
 gsl_monte_miser_free (s);

 display_results ("miser", res, err);
 }

 {
 gsl_monte_vegas_state *s = gsl_monte_vegas_alloc (3);

 gsl_monte_vegas_integrate (&G, xl, xu, 3, 10000, r, s,
 &res, &err);
 display_results ("vegas warm-up", res, err);

 printf ("converging...\n");

 do
 {
 gsl_monte_vegas_integrate (&G, xl, xu, 3, calls/5, r, s,
 &res, &err);
 printf ("result = % .6f sigma = % .6f "
 "chisq/dof = %.1f\n", res, err, s->chisq);
 }
 while (fabs (s->chisq - 1.0) > 0.5);

 display_results ("vegas final", res, err);
 }
}

```

```

 gsl_monte_vegas_free (s);
}

gsl_rng_free (r);

return 0;
}

```

With 500,000 function calls the plain Monte Carlo algorithm achieves a fractional error of 0.6%. The estimated error `sigma` is consistent with the actual error, and the computed result differs from the true result by about one standard deviation,

```

plain =====
result = 1.385867
sigma = 0.007938
exact = 1.393204
error = -0.007337 = 0.9 sigma

```

The MISER algorithm reduces the error by a factor of two, and also correctly estimates the error,

```

miser =====
result = 1.390656
sigma = 0.003743
exact = 1.393204
error = -0.002548 = 0.7 sigma

```

In the case of the VEGAS algorithm the program uses an initial warm-up run of 10,000 function calls to prepare, or “warm up”, the grid. This is followed by a main run with five iterations of 100,000 function calls. The chi-squared per degree of freedom for the five iterations are checked for consistency with 1, and the run is repeated if the results have not converged. In this case the estimates are consistent on the first pass.

```

vegas warm-up =====
result = 1.386925
sigma = 0.002651
exact = 1.393204
error = -0.006278 = 2 sigma
converging...
result = 1.392957 sigma = 0.000452 chisq/dof = 1.1
vegas final =====
result = 1.392957
sigma = 0.000452
exact = 1.393204
error = -0.000247 = 0.5 sigma

```

If the value of `chisq` had differed significantly from 1 it would indicate inconsistent results, with a correspondingly underestimated error. The final estimate from VEGAS (using a similar number of function calls) is significantly more accurate than the other two algorithms.

## 23.6 References and Further Reading

The MISER algorithm is described in the following article by Press and Farrar,

W.H. Press, G.R. Farrar, *Recursive Stratified Sampling for Multidimensional Monte Carlo Integration*, Computers in Physics, v4 (1990), pp190–195.

The VEGAS algorithm is described in the following papers,

G.P. Lepage, *A New Algorithm for Adaptive Multidimensional Integration*, Journal of Computational Physics 27, 192–203, (1978)

G.P. Lepage, *VEGAS: An Adaptive Multi-dimensional Integration Program*, Cornell preprint CLNS 80-447, March 1980

## 24 Simulated Annealing

Stochastic search techniques are used when the structure of a space is not well understood or is not smooth, so that techniques like Newton's method (which requires calculating Jacobian derivative matrices) cannot be used. In particular, these techniques are frequently used to solve combinatorial optimization problems, such as the traveling salesman problem.

The goal is to find a point in the space at which a real valued *energy function* (or *cost function*) is minimized. Simulated annealing is a minimization technique which has given good results in avoiding local minima; it is based on the idea of taking a random walk through the space at successively lower temperatures, where the probability of taking a step is given by a Boltzmann distribution.

The functions described in this chapter are declared in the header file 'gsl\_siman.h'.

### 24.1 Simulated Annealing algorithm

The simulated annealing algorithm takes random walks through the problem space, looking for points with low energies; in these random walks, the probability of taking a step is determined by the Boltzmann distribution,

$$p = e^{-(E_{i+1}-E_i)/(kT)}$$

if  $E_{i+1} > E_i$ , and  $p = 1$  when  $E_{i+1} \leq E_i$ .

In other words, a step will occur if the new energy is lower. If the new energy is higher, the transition can still occur, and its likelihood is proportional to the temperature  $T$  and inversely proportional to the energy difference  $E_{i+1} - E_i$ .

The temperature  $T$  is initially set to a high value, and a random walk is carried out at that temperature. Then the temperature is lowered very slightly according to a *cooling schedule*, for example:  $T \rightarrow T/\mu_T$  where  $\mu_T$  is slightly greater than 1.

The slight probability of taking a step that gives higher energy is what allows simulated annealing to frequently get out of local minima.

### 24.2 Simulated Annealing functions

```
void gsl_siman_solve (const gsl_rng * r, void * x0_p, [Function]
 gsl_siman_Efunc_t Ef, gsl_siman_step_t take_step, gsl_siman_metric_t
 distance, gsl_siman_print_t print_position, gsl_siman_copy_t copyfunc,
 gsl_siman_copy_construct_t copy_constructor, gsl_siman_destroy_t
 destructor, size_t element_size, gsl_siman_params_t params)
```

This function performs a simulated annealing search through a given space. The space is specified by providing the functions *Ef* and *distance*. The simulated annealing steps are generated using the random number generator *r* and the function *take\_step*.

The starting configuration of the system should be given by *x0\_p*. The routine offers two modes for updating configurations, a fixed-size mode and a variable-size mode. In the fixed-size mode the configuration is stored as a single block of memory of size *element\_size*. Copies of this configuration are created, copied and destroyed internally using the standard library functions `malloc`, `memcpy` and `free`. The function pointers *copyfunc*, *copy\_constructor* and *destructor* should be null pointers in fixed-size mode.

In the variable-size mode the functions *copyfunc*, *copy\_constructor* and *destructor* are used to create, copy and destroy configurations internally. The variable *element\_size* should be zero in the variable-size mode.

The *params* structure (described below) controls the run by providing the temperature schedule and other tunable parameters to the algorithm.

On exit the best result achieved during the search is placed in *\*x0\_p*. If the annealing process has been successful this should be a good approximation to the optimal point in the space.

If the function pointer *print\_position* is not null, a debugging log will be printed to *stdout* with the following columns:

```
number_of_iterations temperature x x-(*x0_p) Ef(x)
```

and the output of the function *print\_position* itself. If *print\_position* is null then no information is printed.

The simulated annealing routines require several user-specified functions to define the configuration space and energy function. The prototypes for these functions are given below.

**gsl\_siman\_Efunc\_t** [Data Type]

This function type should return the energy of a configuration *xp*.

```
double (*gsl_siman_Efunc_t) (void *xp)
```

**gsl\_siman\_step\_t** [Data Type]

This function type should modify the configuration *xp* using a random step taken from the generator *r*, up to a maximum distance of *step\_size*.

```
void (*gsl_siman_step_t) (const gsl_rng *r, void *xp,
 double step_size)
```

**gsl\_siman\_metric\_t** [Data Type]

This function type should return the distance between two configurations *xp* and *yp*.

```
double (*gsl_siman_metric_t) (void *xp, void *yp)
```

**gsl\_siman\_print\_t** [Data Type]

This function type should print the contents of the configuration *xp*.

```
void (*gsl_siman_print_t) (void *xp)
```

**gsl\_siman\_copy\_t** [Data Type]

This function type should copy the configuration *source* into *dest*.

```
void (*gsl_siman_copy_t) (void *source, void *dest)
```

**gsl\_siman\_copy\_construct\_t** [Data Type]

This function type should create a new copy of the configuration *xp*.

```
void * (*gsl_siman_copy_construct_t) (void *xp)
```

**gsl\_siman\_destroy\_t** [Data Type]

This function type should destroy the configuration *xp*, freeing its memory.

```
void (*gsl_siman_destroy_t) (void *xp)
```

`gsl_siman_params_t` [Data Type]

These are the parameters that control a run of `gsl_siman_solve`. This structure contains all the information needed to control the search, beyond the energy function, the step function and the initial guess.

`int n_tries`

The number of points to try for each step.

`int iters_fixed_T`

The number of iterations at each temperature.

`double step_size`

The maximum step size in the random walk.

`double k, t_initial, mu_t, t_min`

The parameters of the Boltzmann distribution and cooling schedule.

## 24.3 Examples

The simulated annealing package is clumsy, and it has to be because it is written in C, for C callers, and tries to be polymorphic at the same time. But here we provide some examples which can be pasted into your application with little change and should make things easier.

### 24.3.1 Trivial example

The first example, in one dimensional cartesian space, sets up an energy function which is a damped sine wave; this has many local minima, but only one global minimum, somewhere between 1.0 and 1.5. The initial guess given is 15.5, which is several local minima away from the global minimum.

```
#include <math.h>
#include <stdlib.h>
#include <string.h>
#include <gsl/gsl_siman.h>

/* set up parameters for this simulated annealing run */

/* how many points do we try before stepping */
#define N_TRIES 200

/* how many iterations for each T? */
#define ITERS_FIXED_T 1000

/* max step size in random walk */
#define STEP_SIZE 1.0

/* Boltzmann constant */
#define K 1.0

/* initial temperature */
#define T_INITIAL 0.008

/* damping factor for temperature */
#define MU_T 1.003
#define T_MIN 2.0e-6

gsl_siman_params_t params
```

```

 = {N_TRIES, ITERS_FIXED_T, STEP_SIZE,
 K, T_INITIAL, MU_T, T_MIN};

/* now some functions to test in one dimension */
double E1(void *xp)
{
 double x = * ((double *) xp);

 return exp(-pow((x-1.0),2.0))*sin(8*x);
}

double M1(void *xp, void *yp)
{
 double x = *((double *) xp);
 double y = *((double *) yp);

 return fabs(x - y);
}

void S1(const gsl_rng * r, void *xp, double step_size)
{
 double old_x = *((double *) xp);
 double new_x;

 double u = gsl_rng_uniform(r);
 new_x = u * 2 * step_size - step_size + old_x;

 memcpy(xp, &new_x, sizeof(new_x));
}

void P1(void *xp)
{
 printf ("%12g", *((double *) xp));
}

int
main(int argc, char *argv[])
{
 const gsl_rng_type * T;
 gsl_rng * r;

 double x_initial = 15.5;

 gsl_rng_env_setup();

 T = gsl_rng_default;
 r = gsl_rng_alloc(T);

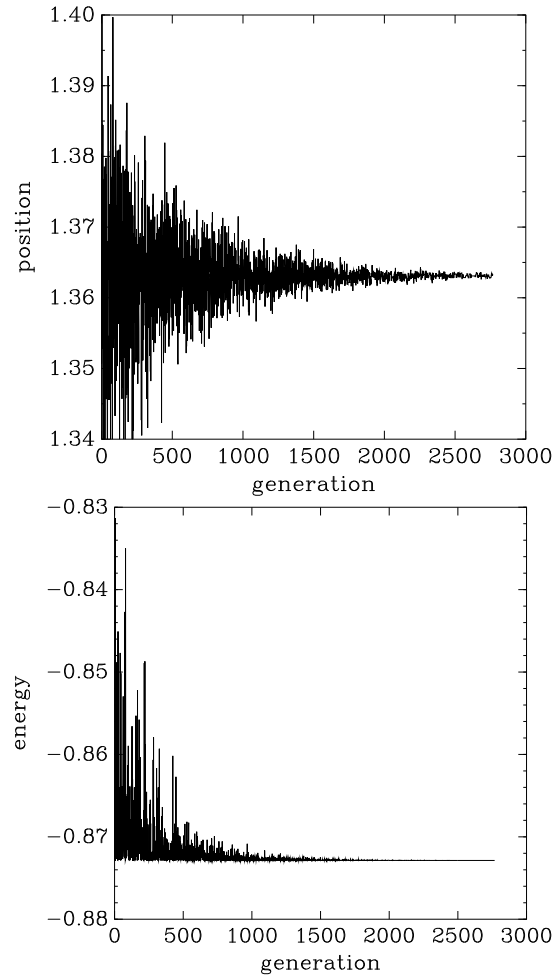
 gsl_siman_solve(r, &x_initial, E1, S1, M1, P1,
 NULL, NULL, NULL,
 sizeof(double), params);

 gsl_rng_free (r);
 return 0;
}

```

Here are a couple of plots that are generated by running `siman_test` in the following way:

```
$./siman_test | awk '!/^#/ {print $1, $4}'
| graph -y 1.34 1.4 -W0 -X generation -Y position
| plot -Tps > siman-test.eps
$./siman_test | awk '!/^#/ {print $1, $5}'
| graph -y -0.88 -0.83 -W0 -X generation -Y energy
| plot -Tps > siman-energy.eps
```



Example of a simulated annealing run: at higher temperatures (early in the plot) you see that the solution can fluctuate, but at lower temperatures it converges.

### 24.3.2 Traveling Salesman Problem

The TSP (*Traveling Salesman Problem*) is the classic combinatorial optimization problem. I have provided a very simple version of it, based on the coordinates of twelve cities in the southwestern United States. This should maybe be called the *Flying Salesman Problem*,



since I am using the great-circle distance between cities, rather than the driving distance. Also: I assume the earth is a sphere, so I don't use geoid distances.

The `gsl_siman_solve` routine finds a route which is 3490.62 Kilometers long; this is confirmed by an exhaustive search of all possible routes with the same initial city.

The full code can be found in 'siman/siman\_tsp.c', but I include here some plots generated in the following way:

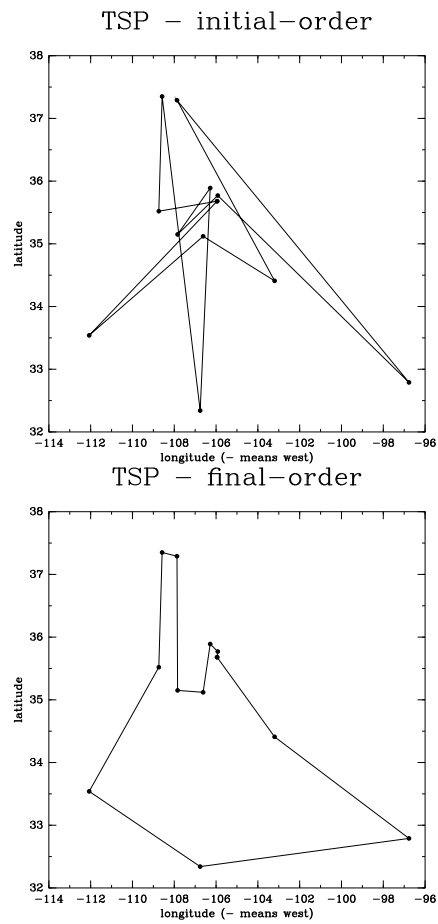
```
$./siman_tsp > tsp.output
$ grep -v "^#" tsp.output
| awk '{print $1, $NF}'
| graph -y 3300 6500 -W0 -X generation -Y distance
 -L "TSP - 12 southwest cities"
| plot -Tps > 12-cities.eps
$ grep initial_city_coord tsp.output
| awk '{print $2, $3}'
| graph -X "longitude (- means west)" -Y "latitude"
 -L "TSP - initial-order" -f 0.03 -S 1 0.1
| plot -Tps > initial-route.eps
$ grep final_city_coord tsp.output
| awk '{print $2, $3}'
| graph -X "longitude (- means west)" -Y "latitude"
 -L "TSP - final-order" -f 0.03 -S 1 0.1
| plot -Tps > final-route.eps
```

This is the output showing the initial order of the cities; longitude is negative, since it is west and I want the plot to look like a map.

```
initial coordinates of cities (longitude and latitude)
###initial_city_coord: -105.95 35.68 Santa Fe
###initial_city_coord: -112.07 33.54 Phoenix
###initial_city_coord: -106.62 35.12 Albuquerque
###initial_city_coord: -103.2 34.41 Clovis
###initial_city_coord: -107.87 37.29 Durango
###initial_city_coord: -96.77 32.79 Dallas
###initial_city_coord: -105.92 35.77 Tesuque
###initial_city_coord: -107.84 35.15 Grants
###initial_city_coord: -106.28 35.89 Los Alamos
###initial_city_coord: -106.76 32.34 Las Cruces
###initial_city_coord: -108.58 37.35 Cortez
###initial_city_coord: -108.74 35.52 Gallup
###initial_city_coord: -105.95 35.68 Santa Fe
```

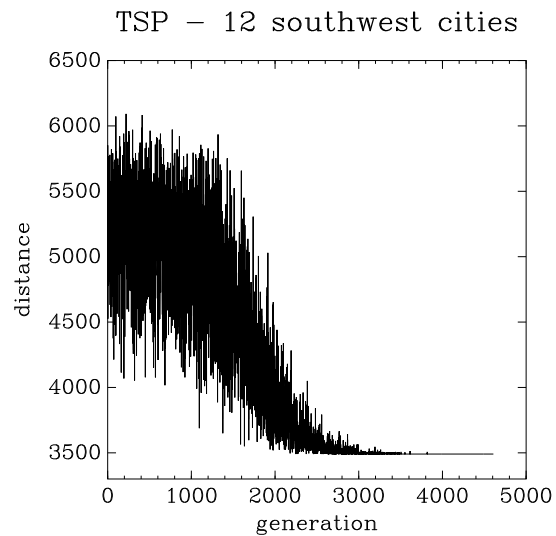
The optimal route turns out to be:

```
final coordinates of cities (longitude and latitude)
###final_city_coord: -105.95 35.68 Santa Fe
###final_city_coord: -106.28 35.89 Los Alamos
###final_city_coord: -106.62 35.12 Albuquerque
###final_city_coord: -107.84 35.15 Grants
###final_city_coord: -107.87 37.29 Durango
###final_city_coord: -108.58 37.35 Cortez
###final_city_coord: -108.74 35.52 Gallup
###final_city_coord: -112.07 33.54 Phoenix
###final_city_coord: -106.76 32.34 Las Cruces
###final_city_coord: -96.77 32.79 Dallas
###final_city_coord: -103.2 34.41 Clovis
###final_city_coord: -105.92 35.77 Tesuque
###final_city_coord: -105.95 35.68 Santa Fe
```



Initial and final (optimal) route for the 12 southwestern cities Flying Salesman Problem.

Here's a plot of the cost function (energy) versus generation (point in the calculation at which a new temperature is set) for this problem:



Example of a simulated annealing run for the 12 southwestern cities Flying Salesman Problem.

## 24.4 References and Further Reading

Further information is available in the following book,

*Modern Heuristic Techniques for Combinatorial Problems*, Colin R. Reeves (ed.), McGraw-Hill, 1995 (ISBN 0-07-709239-2).

## 25 Ordinary Differential Equations

This chapter describes functions for solving ordinary differential equation (ODE) initial value problems. The library provides a variety of low-level methods, such as Runge-Kutta and Bulirsch-Stoer routines, and higher-level components for adaptive step-size control. The components can be combined by the user to achieve the desired solution, with full access to any intermediate steps.

These functions are declared in the header file ‘`gsl_odeiv.h`’.

### 25.1 Defining the ODE System

The routines solve the general  $n$ -dimensional first-order system,

$$\frac{dy_i(t)}{dt} = f_i(t, y_1(t), \dots, y_n(t))$$

for  $i = 1, \dots, n$ . The stepping functions rely on the vector of derivatives  $f_i$  and the Jacobian matrix,  $J_{ij} = \partial f_i(t, y(t)) / \partial y_j$ . A system of equations is defined using the `gsl_odeiv_system` datatype.

`gsl_odeiv_system` [Data Type]

This data type defines a general ODE system with arbitrary parameters.

```
int (* function) (double t, const double y[], double dydt[], void *
params)
```

This function should store the vector elements  $f_i(t, y, params)$  in the array `dydt`, for arguments  $(t, y)$  and parameters `params`. The function should return `GSL_SUCCESS` if the calculation was completed successfully. Any other return value indicates an error.

```
int (* jacobian) (double t, const double y[], double * dfdy, double
dfdt[], void * params);
```

This function should store the vector of derivative elements  $\partial f_i(t, y, params) / \partial t$  in the array `dfdt` and the Jacobian matrix  $J_{ij}$  in the array `dfdy`, regarded as a row-ordered matrix  $J(i, j) = dfdy[i * dimension + j]$  where `dimension` is the dimension of the system. The function should return `GSL_SUCCESS` if the calculation was completed successfully. Any other return value indicates an error.

Some of the simpler solver algorithms do not make use of the Jacobian matrix, so it is not always strictly necessary to provide it (the `jacobian` element of the struct can be replaced by a null pointer for those algorithms). However, it is useful to provide the Jacobian to allow the solver algorithms to be interchanged—the best algorithms make use of the Jacobian.

```
size_t dimension;
```

This is the dimension of the system of equations.

```
void * params
```

This is a pointer to the arbitrary parameters of the system.

## 25.2 Stepping Functions

The lowest level components are the *stepping functions* which advance a solution from time  $t$  to  $t + h$  for a fixed step-size  $h$  and estimate the resulting local error.

`gsl_odeiv_step * gsl_odeiv_step_alloc (const gsl_odeiv_step_type [Function]  
*  $T$ , size_t  $dim$ )`

This function returns a pointer to a newly allocated instance of a stepping function of type  $T$  for a system of  $dim$  dimensions.

`int gsl_odeiv_step_reset (gsl_odeiv_step *  $s$ ) [Function]`

This function resets the stepping function  $s$ . It should be used whenever the next use of  $s$  will not be a continuation of a previous step.

`void gsl_odeiv_step_free (gsl_odeiv_step *  $s$ ) [Function]`

This function frees all the memory associated with the stepping function  $s$ .

`const char * gsl_odeiv_step_name (const gsl_odeiv_step *  $s$ ) [Function]`

This function returns a pointer to the name of the stepping function. For example,

```
printf ("step method is '%s'\n",
 gsl_odeiv_step_name (s));
```

would print something like `step method is 'rk4'`.

`unsigned int gsl_odeiv_step_order (const gsl_odeiv_step *  $s$ ) [Function]`

This function returns the order of the stepping function on the previous step. This order can vary if the stepping function itself is adaptive.

`int gsl_odeiv_step_apply (gsl_odeiv_step *  $s$ , double  $t$ , double  $h$ , [Function]  
double  $y$ [], double  $yerr$ [], const double  $dydt\_in$ [], double  $dydt\_out$ [], const  
gsl_odeiv_system *  $dydt$ )`

This function applies the stepping function  $s$  to the system of equations defined by  $dydt$ , using the step size  $h$  to advance the system from time  $t$  and state  $y$  to time  $t+h$ . The new state of the system is stored in  $y$  on output, with an estimate of the absolute error in each component stored in  $yerr$ . If the argument  $dydt\_in$  is not null it should point an array containing the derivatives for the system at time  $t$  on input. This is optional as the derivatives will be computed internally if they are not provided, but allows the reuse of existing derivative information. On output the new derivatives of the system at time  $t+h$  will be stored in  $dydt\_out$  if it is not null.

If the user-supplied functions defined in the system  $dydt$  return a status other than `GSL_SUCCESS` the step will be aborted. In this case, the elements of  $y$  will be restored to their pre-step values and the error code from the user-supplied function will be returned. The step-size  $h$  will be set to the step-size which caused the error. If the function is called again with a smaller step-size, e.g.  $h/10$ , it should be possible to get closer to any singularity. To distinguish between error codes from the user-supplied functions and those from `gsl_odeiv_step_apply` itself, any user-defined return values should be distinct from the standard GSL error codes.

The following algorithms are available,

|                                                                                                |             |
|------------------------------------------------------------------------------------------------|-------------|
| <code>gsl_odeiv_step_rk2</code>                                                                | [Step Type] |
| Embedded Runge-Kutta (2, 3) method.                                                            |             |
| <code>gsl_odeiv_step_rk4</code>                                                                | [Step Type] |
| 4th order (classical) Runge-Kutta.                                                             |             |
| <code>gsl_odeiv_step_rkf45</code>                                                              | [Step Type] |
| Embedded Runge-Kutta-Fehlberg (4, 5) method. This method is a good general-purpose integrator. |             |
| <code>gsl_odeiv_step_rkck</code>                                                               | [Step Type] |
| Embedded Runge-Kutta Cash-Karp (4, 5) method.                                                  |             |
| <code>gsl_odeiv_step_rk8pd</code>                                                              | [Step Type] |
| Embedded Runge-Kutta Prince-Dormand (8,9) method.                                              |             |
| <code>gsl_odeiv_step_rk2imp</code>                                                             | [Step Type] |
| Implicit 2nd order Runge-Kutta at Gaussian points.                                             |             |
| <code>gsl_odeiv_step_rk4imp</code>                                                             | [Step Type] |
| Implicit 4th order Runge-Kutta at Gaussian points.                                             |             |
| <code>gsl_odeiv_step_bsimp</code>                                                              | [Step Type] |
| Implicit Bulirsch-Stoer method of Bader and Deuffhard. This algorithm requires the Jacobian.   |             |
| <code>gsl_odeiv_step_gear1</code>                                                              | [Step Type] |
| M=1 implicit Gear method.                                                                      |             |
| <code>gsl_odeiv_step_gear2</code>                                                              | [Step Type] |
| M=2 implicit Gear method.                                                                      |             |

### 25.3 Adaptive Step-size Control

The control function examines the proposed change to the solution produced by a stepping function and attempts to determine the optimal step-size for a user-specified level of error.

`gsl_odeiv_control * gsl_odeiv_control_standard_new` (double *eps\_abs*, double *eps\_rel*, double *a\_y*, double *a\_dydt*) [Function]

The standard control object is a four parameter heuristic based on absolute and relative errors *eps\_abs* and *eps\_rel*, and scaling factors *a\_y* and *a\_dydt* for the system state  $y(t)$  and derivatives  $y'(t)$  respectively.

The step-size adjustment procedure for this method begins by computing the desired error level  $D_i$  for each component,

$$D_i = \epsilon_{abs} + \epsilon_{rel} * (a_y |y_i| + a_{dydt} h |y'_i|)$$

and comparing it with the observed error  $E_i = |yerr_i|$ . If the observed error  $E$  exceeds the desired error level  $D$  by more than 10% for any component then the method reduces the step-size by an appropriate factor,

$$h_{new} = h_{old} * S * (E/D)^{-1/q}$$

where  $q$  is the consistency order of the method (e.g.  $q = 4$  for 4(5) embedded RK), and  $S$  is a safety factor of 0.9. The ratio  $E/D$  is taken to be the maximum of the ratios  $E_i/D_i$ .

If the observed error  $E$  is less than 50% of the desired error level  $D$  for the maximum ratio  $E_i/D_i$  then the algorithm takes the opportunity to increase the step-size to bring the error in line with the desired level,

$$h_{new} = h_{old} * S * (E/D)^{-1/(q+1)}$$

This encompasses all the standard error scaling methods. To avoid uncontrolled changes in the stepsize, the overall scaling factor is limited to the range 1/5 to 5.

`gsl_odeiv_control * gsl_odeiv_control_y_new (double eps_abs, [Function]  
double eps_rel)`

This function creates a new control object which will keep the local error on each step within an absolute error of `eps_abs` and relative error of `eps_rel` with respect to the solution  $y_i(t)$ . This is equivalent to the standard control object with `a_y=1` and `a_dydt=0`.

`gsl_odeiv_control * gsl_odeiv_control_yp_new (double [Function]  
double eps_abs, double eps_rel)`

This function creates a new control object which will keep the local error on each step within an absolute error of `eps_abs` and relative error of `eps_rel` with respect to the derivatives of the solution  $y'_i(t)$ . This is equivalent to the standard control object with `a_y=0` and `a_dydt=1`.

`gsl_odeiv_control * gsl_odeiv_control_scaled_new (double [Function]  
double eps_abs, double eps_rel, double a_y, double a_dydt, const double  
double scale_abs[], size_t dim)`

This function creates a new control object which uses the same algorithm as `gsl_odeiv_control_standard_new` but with an absolute error which is scaled for each component by the array `scale_abs`. The formula for  $D_i$  for this control object is,

$$D_i = \epsilon_{abs}s_i + \epsilon_{rel} * (a_y|y_i| + a_{dydt}h|y'_i|)$$

where  $s_i$  is the  $i$ -th component of the array `scale_abs`. The same error control heuristic is used by the Matlab ODE suite.

`gsl_odeiv_control * gsl_odeiv_control_alloc (const [Function]  
gsl_odeiv_control_type * T)`

This function returns a pointer to a newly allocated instance of a control function of type  $T$ . This function is only needed for defining new types of control functions. For most purposes the standard control functions described above should be sufficient.

`int gsl_odeiv_control_init (gsl_odeiv_control * c, double eps_abs, [Function]  
double eps_rel, double a_y, double a_dydt)`

This function initializes the control function `c` with the parameters `eps_abs` (absolute error), `eps_rel` (relative error), `a_y` (scaling factor for  $y$ ) and `a_dydt` (scaling factor for derivatives).

**void gsl\_odeiv\_control\_free** (*gsl\_odeiv\_control \* c*) [Function]

This function frees all the memory associated with the control function *c*.

**int gsl\_odeiv\_control\_hadjust** (*gsl\_odeiv\_control \* c, gsl\_odeiv\_step \* s, const double y[], const double yerr[], const double dydt[], double \* h*) [Function]

This function adjusts the step-size *h* using the control function *c*, and the current values of *y*, *yerr* and *dydt*. The stepping function *step* is also needed to determine the order of the method. If the error in the *y*-values *yerr* is found to be too large then the step-size *h* is reduced and the function returns `GSL_ODEIV_HADJ_DEC`. If the error is sufficiently small then *h* may be increased and `GSL_ODEIV_HADJ_INC` is returned. The function returns `GSL_ODEIV_HADJ_NIL` if the step-size is unchanged. The goal of the function is to estimate the largest step-size which satisfies the user-specified accuracy requirements for the current point.

**const char \* gsl\_odeiv\_control\_name** (*const gsl\_odeiv\_control \* c*) [Function]

This function returns a pointer to the name of the control function. For example,

```
printf ("control method is '%s'\n",
 gsl_odeiv_control_name (c));
```

would print something like `control method is 'standard'`

## 25.4 Evolution

The highest level of the system is the evolution function which combines the results of a stepping function and control function to reliably advance the solution forward over an interval  $(t_0, t_1)$ . If the control function signals that the step-size should be decreased the evolution function backs out of the current step and tries the proposed smaller step-size. This process is continued until an acceptable step-size is found.

**gsl\_odeiv\_evolve \* gsl\_odeiv\_evolve\_alloc** (*size\_t dim*) [Function]

This function returns a pointer to a newly allocated instance of an evolution function for a system of *dim* dimensions.

**int gsl\_odeiv\_evolve\_apply** (*gsl\_odeiv\_evolve \* e, gsl\_odeiv\_control \* con, gsl\_odeiv\_step \* step, const gsl\_odeiv\_system \* dydt, double \* t, double t1, double \* h, double y[]*) [Function]

This function advances the system (*e*, *dydt*) from time *t* and position *y* using the stepping function *step*. The new time and position are stored in *t* and *y* on output. The initial step-size is taken as *h*, but this will be modified using the control function *c* to achieve the appropriate error bound if necessary. The routine may make several calls to *step* in order to determine the optimum step-size. An estimate of the local error for the step can be obtained from the components of the array *e->yerr[]*. If the step-size has been changed the value of *h* will be modified on output. The maximum time *t1* is guaranteed not to be exceeded by the time-step. On the final time-step the value of *t* will be set to *t1* exactly.

If the user-supplied functions defined in the system *dydt* return a status other than `GSL_SUCCESS` the step will be aborted. In this case, *t* and *y* will be restored to their pre-step values and the error code from the user-supplied function will be returned. To distinguish between error codes from the user-supplied functions and those from



`gsl_odeiv_evolve_apply` itself, any user-defined return values should be distinct from the standard GSL error codes.

`int gsl_odeiv_evolve_reset (gsl_odeiv_evolve * e)` [Function]

This function resets the evolution function `e`. It should be used whenever the next use of `e` will not be a continuation of a previous step.

`void gsl_odeiv_evolve_free (gsl_odeiv_evolve * e)` [Function]

This function frees all the memory associated with the evolution function `e`.

## 25.5 Examples

The following program solves the second-order nonlinear Van der Pol oscillator equation,

$$x''(t) + \mu x'(t)(x(t)^2 - 1) + x(t) = 0$$

This can be converted into a first order system suitable for use with the routines described in this chapter by introducing a separate variable for the velocity,  $y = x'(t)$ ,

$$\begin{aligned} x' &= y \\ y' &= -x + \mu y(1 - x^2) \end{aligned}$$

The program begins by defining functions for these derivatives and their Jacobian,

```
#include <stdio.h>
#include <gsl/gsl_errno.h>
#include <gsl/gsl_matrix.h>
#include <gsl/gsl_odeiv.h>

int
func (double t, const double y[], double f[],
 void *params)
{
 double mu = *(double *)params;
 f[0] = y[1];
 f[1] = -y[0] - mu*y[1]*(y[0]*y[0] - 1);
 return GSL_SUCCESS;
}

int
jac (double t, const double y[], double *dfdy,
 double dfdt[], void *params)
{
 double mu = *(double *)params;
 gsl_matrix_view dfdy_mat
 = gsl_matrix_view_array (dfdy, 2, 2);
 gsl_matrix * m = &dfdy_mat.matrix;
 gsl_matrix_set (m, 0, 0, 0.0);
 gsl_matrix_set (m, 0, 1, 1.0);
 gsl_matrix_set (m, 1, 0, -2.0*mu*y[0]*y[1] - 1.0);
}
```

```

 gsl_matrix_set (m, 1, 1, -mu*(y[0]*y[0] - 1.0));
 dfdt[0] = 0.0;
 dfdt[1] = 0.0;
 return GSL_SUCCESS;
}

int
main (void)
{
 const gsl_odeiv_step_type * T
 = gsl_odeiv_step_rk8pd;

 gsl_odeiv_step * s
 = gsl_odeiv_step_alloc (T, 2);
 gsl_odeiv_control * c
 = gsl_odeiv_control_y_new (1e-6, 0.0);
 gsl_odeiv_evolve * e
 = gsl_odeiv_evolve_alloc (2);

 double mu = 10;
 gsl_odeiv_system sys = {func, jac, 2, &mu};

 double t = 0.0, t1 = 100.0;
 double h = 1e-6;
 double y[2] = { 1.0, 0.0 };

 while (t < t1)
 {
 int status = gsl_odeiv_evolve_apply (e, c, s,
 &sys,
 &t, t1,
 &h, y);

 if (status != GSL_SUCCESS)
 break;

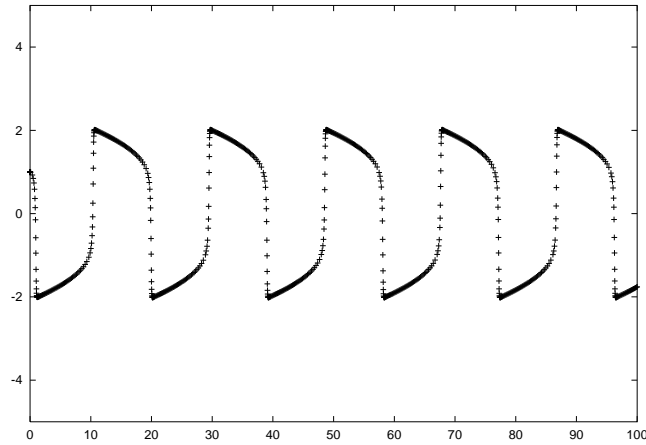
 printf (".5e %.5e %.5e\n", t, y[0], y[1]);
 }

 gsl_odeiv_evolve_free (e);
 gsl_odeiv_control_free (c);
 gsl_odeiv_step_free (s);
 return 0;
}

```

For functions with multiple parameters, the appropriate information can be passed in through the *params* argument using a pointer to a struct.

The main loop of the program evolves the solution from  $(y, y') = (1, 0)$  at  $t = 0$  to  $t = 100$ . The step-size  $h$  is automatically adjusted by the controller to maintain an absolute accuracy of  $10^{-6}$  in the function values  $y$ .



Numerical solution of the Van der Pol oscillator equation  
using Prince-Dormand 8th order Runge-Kutta.

To obtain the values at user-specified positions, rather than those chosen automatically by the control function, the main loop can be modified to advance the solution from one chosen point to the next. For example, the following main loop prints the solution at the points  $t_i = 0, 1, 2, \dots, 100$ ,

```
for (i = 1; i <= 100; i++)
{
 double ti = i * t1 / 100.0;

 while (t < ti)
 {
 gsl_odeiv_evolve_apply (e, c, s,
 &sys,
 &t, ti, &h,
 y);
 }

 printf (".5e %.5e %.5e\n", t, y[0], y[1]);
}
```

Note that arbitrary values of  $t_i$  can be used for each stage of the integration. The equally spaced points in this example are just used as an illustration.

It is also possible to work with a non-adaptive integrator, using only the stepping function itself. The following program uses the **rk4** fourth-order Runge-Kutta stepping function with a fixed stepsize of 0.01,

```
int
main (void)
{
```

```

const gsl_odeiv_step_type * T
 = gsl_odeiv_step_rk4;

gsl_odeiv_step * s
 = gsl_odeiv_step_alloc (T, 2);

double mu = 10;
gsl_odeiv_system sys = {func, jac, 2, &mu};

double t = 0.0, t1 = 100.0;
double h = 1e-2;
double y[2] = { 1.0, 0.0 }, y_err[2];
double dydt_in[2], dydt_out[2];

/* initialise dydt_in from system parameters */
GSL_ODEIV_FN_EVAL(&sys, t, y, dydt_in);

while (t < t1)
{
 int status = gsl_odeiv_step_apply (s, t, h,
 y, y_err,
 dydt_in,
 dydt_out,
 &sys);

 if (status != GSL_SUCCESS)
 break;

 dydt_in[0] = dydt_out[0];
 dydt_in[1] = dydt_out[1];

 t += h;

 printf ("%5e %5e %5e\n", t, y[0], y[1]);
}

gsl_odeiv_step_free (s);
return 0;
}

```

The derivatives must be initialized for the starting point  $t = 0$  before the first step is taken. Subsequent steps use the output derivatives *dydt\_out* as inputs to the next step by copying their values into *dydt\_in*.

## 25.6 References and Further Reading

Many of the basic Runge-Kutta formulas can be found in the Handbook of Mathematical Functions,

Abramowitz & Stegun (eds.), *Handbook of Mathematical Functions*, Section 25.5.

The implicit Bulirsch-Stoer algorithm `bsimp` is described in the following paper,

G. Bader and P. Deuffhard, “A Semi-Implicit Mid-Point Rule for Stiff Systems of Ordinary Differential Equations.”, *Numer. Math.* 41, 373–398, 1983.

## 26 Interpolation

This chapter describes functions for performing interpolation. The library provides a variety of interpolation methods, including Cubic splines and Akima splines. The interpolation types are interchangeable, allowing different methods to be used without recompiling. Interpolations can be defined for both normal and periodic boundary conditions. Additional functions are available for computing derivatives and integrals of interpolating functions.

The functions described in this section are declared in the header files ‘`gsl_interp.h`’ and ‘`gsl_spline.h`’.

### 26.1 Introduction

Given a set of data points  $(x_1, y_1) \dots (x_n, y_n)$  the routines described in this section compute a continuous interpolating function  $y(x)$  such that  $y(x_i) = y_i$ . The interpolation is piecewise smooth, and its behavior at the end-points is determined by the type of interpolation used.

### 26.2 Interpolation Functions

The interpolation function for a given dataset is stored in a `gsl_interp` object. These are created by the following functions.

`gsl_interp * gsl_interp_alloc (const gsl_interp_type * T, size_t size)` [Function]

This function returns a pointer to a newly allocated interpolation object of type *T* for *size* data-points.

`int gsl_interp_init (gsl_interp * interp, const double xa[], const double ya[], size_t size)` [Function]

This function initializes the interpolation object *interp* for the data (*xa*,*ya*) where *xa* and *ya* are arrays of size *size*. The interpolation object (`gsl_interp`) does not save the data arrays *xa* and *ya* and only stores the static state computed from the data. The *xa* data array is always assumed to be strictly ordered, with increasing *x* values; the behavior for other arrangements is not defined.

`void gsl_interp_free (gsl_interp * interp)` [Function]

This function frees the interpolation object *interp*.

### 26.3 Interpolation Types

The interpolation library provides five interpolation types:

`gsl_interp_linear` [Interpolation Type]

Linear interpolation. This interpolation method does not require any additional memory.

`gsl_interp_polynomial` [Interpolation Type]

Polynomial interpolation. This method should only be used for interpolating small numbers of points because polynomial interpolation introduces large oscillations, even for well-behaved datasets. The number of terms in the interpolating polynomial is equal to the number of points.

**gsl\_interp\_cspline** [Interpolation Type]

Cubic spline with natural boundary conditions. The resulting curve is piecewise cubic on each interval, with matching first and second derivatives at the supplied data-points. The second derivative is chosen to be zero at the first point and last point.

**gsl\_interp\_cspline\_periodic** [Interpolation Type]

Cubic spline with periodic boundary conditions. The resulting curve is piecewise cubic on each interval, with matching first and second derivatives at the supplied data-points. The derivatives at the first and last points are also matched. Note that the last point in the data must have the same y-value as the first point, otherwise the resulting periodic interpolation will have a discontinuity at the boundary.

**gsl\_interp\_akima** [Interpolation Type]

Non-rounded Akima spline with natural boundary conditions. This method uses the non-rounded corner algorithm of Wodicka.

**gsl\_interp\_akima\_periodic** [Interpolation Type]

Non-rounded Akima spline with periodic boundary conditions. This method uses the non-rounded corner algorithm of Wodicka.

The following related functions are available:

**const char \* gsl\_interp\_name** (*const gsl\_interp \* interp*) [Function]

This function returns the name of the interpolation type used by *interp*. For example,

```
printf ("interp uses '%s' interpolation.\n",
 gsl_interp_name (interp));
```

would print something like,

```
interp uses 'cspline' interpolation.
```

**unsigned int gsl\_interp\_min\_size** (*const gsl\_interp \* interp*) [Function]

This function returns the minimum number of points required by the interpolation type of *interp*. For example, Akima spline interpolation requires a minimum of 5 points.

## 26.4 Index Look-up and Acceleration

The state of searches can be stored in a `gsl_interp_accel` object, which is a kind of iterator for interpolation lookups. It caches the previous value of an index lookup. When the subsequent interpolation point falls in the same interval its index value can be returned immediately.

**size\_t gsl\_interp\_bsearch** (*const double x\_array[]*, *double x*, *size\_t index\_lo*, *size\_t index\_hi*) [Function]

This function returns the index *i* of the array *x\_array* such that  $x\_array[i] \leq x < x\_array[i+1]$ . The index is searched for in the range  $[index\_lo, index\_hi]$ . An inline version of this function is used when `HAVE_INLINE` is defined.

`gsl_interp_accel * gsl_interp_accel_alloc (void)` [Function]

This function returns a pointer to an accelerator object, which is a kind of iterator for interpolation lookups. It tracks the state of lookups, thus allowing for application of various acceleration strategies.

`size_t gsl_interp_accel_find (gsl_interp_accel * a, const double x_array[], size_t size, double x)` [Function]

This function performs a lookup action on the data array `x_array` of size `size`, using the given accelerator `a`. This is how lookups are performed during evaluation of an interpolation. The function returns an index `i` such that `x_array[i] <= x < x_array[i+1]`. An inline version of this function is used when `HAVE_INLINE` is defined.

`void gsl_interp_accel_free (gsl_interp_accel* acc)` [Function]

This function frees the accelerator object `acc`.

## 26.5 Evaluation of Interpolating Functions

`double gsl_interp_eval (const gsl_interp * interp, const double xa[], const double ya[], double x, gsl_interp_accel * acc)` [Function]

`int gsl_interp_eval_e (const gsl_interp * interp, const double xa[], const double ya[], double x, gsl_interp_accel * acc, double * y)` [Function]

These functions return the interpolated value of `y` for a given point `x`, using the interpolation object `interp`, data arrays `xa` and `ya` and the accelerator `acc`.

`double gsl_interp_eval_deriv (const gsl_interp * interp, const double xa[], const double ya[], double x, gsl_interp_accel * acc)` [Function]

`int gsl_interp_eval_deriv_e (const gsl_interp * interp, const double xa[], const double ya[], double x, gsl_interp_accel * acc, double * d)` [Function]

These functions return the derivative `d` of an interpolated function for a given point `x`, using the interpolation object `interp`, data arrays `xa` and `ya` and the accelerator `acc`.

`double gsl_interp_eval_deriv2 (const gsl_interp * interp, const double xa[], const double ya[], double x, gsl_interp_accel * acc)` [Function]

`int gsl_interp_eval_deriv2_e (const gsl_interp * interp, const double xa[], const double ya[], double x, gsl_interp_accel * acc, double * d2)` [Function]

These functions return the second derivative `d2` of an interpolated function for a given point `x`, using the interpolation object `interp`, data arrays `xa` and `ya` and the accelerator `acc`.

`double gsl_interp_eval_integ (const gsl_interp * interp, const double xa[], const double ya[], double a, double b, gsl_interp_accel * acc)` [Function]

`int gsl_interp_eval_integ_e (const gsl_interp * interp, const double xa[], const double ya[], double a, double b, gsl_interp_accel * acc, double * result)` [Function]

These functions return the numerical integral `result` of an interpolated function over the range `[a, b]`, using the interpolation object `interp`, data arrays `xa` and `ya` and the accelerator `acc`.



## 26.6 Higher-level Interface

The functions described in the previous sections required the user to supply pointers to the  $x$  and  $y$  arrays on each call. The following functions are equivalent to the corresponding `gsl_interp` functions but maintain a copy of this data in the `gsl_spline` object. This removes the need to pass both  $x_a$  and  $y_a$  as arguments on each evaluation. These functions are defined in the header file ‘`gsl_spline.h`’.

```
gsl_spline * gsl_spline_alloc (const gsl_interp_type * T, size_t [Function]
 size)

int gsl_spline_init (gsl_spline * spline, const double xa[], const [Function]
 double ya[], size_t size)

void gsl_spline_free (gsl_spline * spline) [Function]

const char * gsl_spline_name (const gsl_spline * spline) [Function]

unsigned int gsl_spline_min_size (const gsl_spline * spline) [Function]

double gsl_spline_eval (const gsl_spline * spline, double x, [Function]
 gsl_interp_accel * acc)

int gsl_spline_eval_e (const gsl_spline * spline, double x, [Function]
 gsl_interp_accel * acc, double * y)

double gsl_spline_eval_deriv (const gsl_spline * spline, double x, [Function]
 gsl_interp_accel * acc)

int gsl_spline_eval_deriv_e (const gsl_spline * spline, double x, [Function]
 gsl_interp_accel * acc, double * d)

double gsl_spline_eval_deriv2 (const gsl_spline * spline, double x, [Function]
 gsl_interp_accel * acc)

int gsl_spline_eval_deriv2_e (const gsl_spline * spline, double x, [Function]
 gsl_interp_accel * acc, double * d2)

double gsl_spline_eval_integ (const gsl_spline * spline, double a, [Function]
 double b, gsl_interp_accel * acc)

int gsl_spline_eval_integ_e (const gsl_spline * spline, double a, [Function]
 double b, gsl_interp_accel * acc, double * result)
```

## 26.7 Examples

The following program demonstrates the use of the interpolation and spline functions. It computes a cubic spline interpolation of the 10-point dataset  $(x_i, y_i)$  where  $x_i = i + \sin(i)/2$  and  $y_i = i + \cos(i^2)$  for  $i = 0 \dots 9$ .

```
#include <stdlib.h>
#include <stdio.h>
#include <math.h>
#include <gsl/gsl_errno.h>
#include <gsl/gsl_spline.h>

int
main (void)
```

```

{
 int i;
 double xi, yi, x[10], y[10];

 printf ("#m=0,S=2\n");

 for (i = 0; i < 10; i++)
 {
 x[i] = i + 0.5 * sin (i);
 y[i] = i + cos (i * i);
 printf ("%g %g\n", x[i], y[i]);
 }

 printf ("#m=1,S=0\n");

 {
 gsl_interp_accel *acc
 = gsl_interp_accel_alloc ();
 gsl_spline *spline
 = gsl_spline_alloc (gsl_interp_cspline, 10);

 gsl_spline_init (spline, x, y, 10);

 for (xi = x[0]; xi < x[9]; xi += 0.01)
 {
 yi = gsl_spline_eval (spline, xi, acc);
 printf ("%g %g\n", xi, yi);
 }
 gsl_spline_free (spline);
 gsl_interp_accel_free (acc);
 }
 return 0;
}

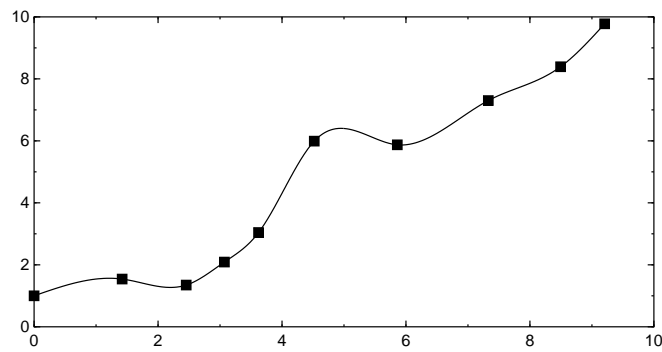
```

The output is designed to be used with the GNU plotutils **graph** program,

```

$./a.out > interp.dat
$ graph -T ps < interp.dat > interp.ps

```



The result shows a smooth interpolation of the original points. The interpolation method can be changed simply by varying the first argument of `gsl_spline_alloc`.

The next program demonstrates a periodic cubic spline with 4 data points. Note that the first and last points must be supplied with the same y-value for a periodic spline.

```
#include <stdlib.h>
#include <stdio.h>
#include <math.h>
#include <gsl/gsl_errno.h>
#include <gsl/gsl_spline.h>

int
main (void)
{
 int N = 4;
 double x[4] = {0.00, 0.10, 0.27, 0.30};
 double y[4] = {0.15, 0.70, -0.10, 0.15}; /* Note: first = last
 for periodic data */

 gsl_interp_accel *acc = gsl_interp_accel_alloc ();
 const gsl_interp_type *t = gsl_interp_cspline_periodic;
 gsl_spline *spline = gsl_spline_alloc (t, N);

 int i; double xi, yi;

 printf ("#m=0,S=5\n");
 for (i = 0; i < N; i++)
 {
 printf ("%g %g\n", x[i], y[i]);
 }

 printf ("#m=1,S=0\n");
 gsl_spline_init (spline, x, y, N);

 for (i = 0; i <= 100; i++)
 {
 xi = (1 - i / 100.0) * x[0] + (i / 100.0) * x[N-1];
 yi = gsl_spline_eval (spline, xi, acc);
 printf ("%g %g\n", xi, yi);
 }
}
```

```

 }

 gsl_spline_free (spline);
 gsl_interp_accel_free (acc);
 return 0;
}

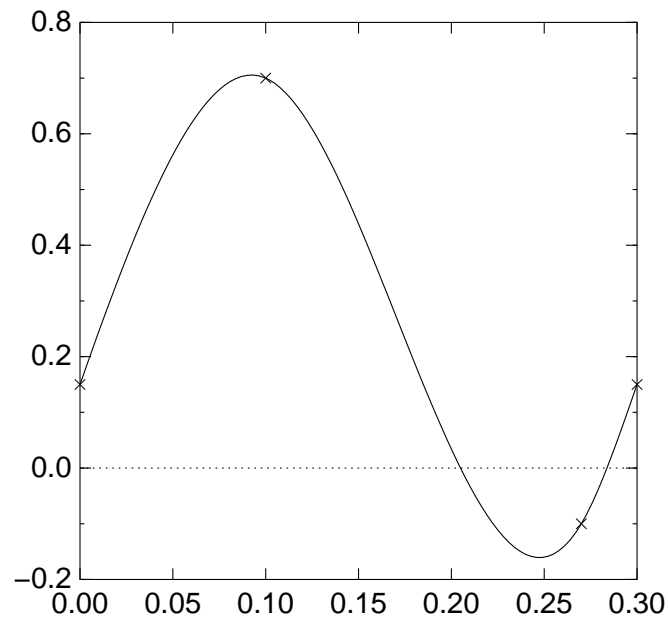
```

The output can be plotted with GNU `graph`.

```

$./a.out > interp.dat
$ graph -T ps < interp.dat > interp.ps

```



The result shows a periodic interpolation of the original points. The slope of the fitted curve is the same at the beginning and end of the data, and the second derivative is also.

## 26.8 References and Further Reading

Descriptions of the interpolation algorithms and further references can be found in the following books:

C.W. Ueberhuber, *Numerical Computation (Volume 1), Chapter 9 “Interpolation”*, Springer (1997), ISBN 3-540-62058-3.

D.M. Young, R.T. Gregory *A Survey of Numerical Mathematics (Volume 1), Chapter 6.8*, Dover (1988), ISBN 0-486-65691-8.

## 27 Numerical Differentiation

The functions described in this chapter compute numerical derivatives by finite differencing. An adaptive algorithm is used to find the best choice of finite difference and to estimate the error in the derivative. These functions are declared in the header file ‘`gsl_deriv.h`’.

### 27.1 Functions

```
int gsl_deriv_central (const gsl_function * f, double x, double h, [Function]
 double * result, double * abserr)
```

This function computes the numerical derivative of the function  $f$  at the point  $x$  using an adaptive central difference algorithm with a step-size of  $h$ . The derivative is returned in *result* and an estimate of its absolute error is returned in *abserr*.

The initial value of  $h$  is used to estimate an optimal step-size, based on the scaling of the truncation error and round-off error in the derivative calculation. The derivative is computed using a 5-point rule for equally spaced abscissae at  $x - h$ ,  $x - h/2$ ,  $x$ ,  $x + h/2$ ,  $x + h$ , with an error estimate taken from the difference between the 5-point rule and the corresponding 3-point rule  $x - h$ ,  $x$ ,  $x + h$ . Note that the value of the function at  $x$  does not contribute to the derivative calculation, so only 4-points are actually used.

```
int gsl_deriv_forward (const gsl_function * f, double x, double h, [Function]
 double * result, double * abserr)
```

This function computes the numerical derivative of the function  $f$  at the point  $x$  using an adaptive forward difference algorithm with a step-size of  $h$ . The function is evaluated only at points greater than  $x$ , and never at  $x$  itself. The derivative is returned in *result* and an estimate of its absolute error is returned in *abserr*. This function should be used if  $f(x)$  has a discontinuity at  $x$ , or is undefined for values less than  $x$ .

The initial value of  $h$  is used to estimate an optimal step-size, based on the scaling of the truncation error and round-off error in the derivative calculation. The derivative at  $x$  is computed using an “open” 4-point rule for equally spaced abscissae at  $x + h/4$ ,  $x + h/2$ ,  $x + 3h/4$ ,  $x + h$ , with an error estimate taken from the difference between the 4-point rule and the corresponding 2-point rule  $x + h/2$ ,  $x + h$ .

```
int gsl_deriv_backward (const gsl_function * f, double x, double h, [Function]
 double * result, double * abserr)
```

This function computes the numerical derivative of the function  $f$  at the point  $x$  using an adaptive backward difference algorithm with a step-size of  $h$ . The function is evaluated only at points less than  $x$ , and never at  $x$  itself. The derivative is returned in *result* and an estimate of its absolute error is returned in *abserr*. This function should be used if  $f(x)$  has a discontinuity at  $x$ , or is undefined for values greater than  $x$ .

This function is equivalent to calling `gsl_deriv_forward` with a negative step-size.

## 27.2 Examples

The following code estimates the derivative of the function  $f(x) = x^{3/2}$  at  $x = 2$  and at  $x = 0$ . The function  $f(x)$  is undefined for  $x < 0$  so the derivative at  $x = 0$  is computed using `gsl_deriv_forward`.

```
#include <stdio.h>
#include <gsl/gsl_math.h>
#include <gsl/gsl_deriv.h>

double f (double x, void * params)
{
 return pow (x, 1.5);
}

int
main (void)
{
 gsl_function F;
 double result, abserr;

 F.function = &f;
 F.params = 0;

 printf ("f(x) = x^(3/2)\n");

 gsl_deriv_central (&F, 2.0, 1e-8, &result, &abserr);
 printf ("x = 2.0\n");
 printf ("f'(x) = %.10f +/- %.10f\n", result, abserr);
 printf ("exact = %.10f\n\n", 1.5 * sqrt(2.0));

 gsl_deriv_forward (&F, 0.0, 1e-8, &result, &abserr);
 printf ("x = 0.0\n");
 printf ("f'(x) = %.10f +/- %.10f\n", result, abserr);
 printf ("exact = %.10f\n", 0.0);

 return 0;
}
```

Here is the output of the program,

```
$./a.out
f(x) = x^(3/2)
x = 2.0
f'(x) = 2.1213203120 +/- 0.0000004064
exact = 2.1213203436

x = 0.0
f'(x) = 0.0000000160 +/- 0.0000000339
exact = 0.0000000000
```

## 27.3 References and Further Reading

The algorithms used by these functions are described in the following sources:

Abramowitz and Stegun, *Handbook of Mathematical Functions*, Section 25.3.4, and Table 25.5 (Coefficients for Differentiation).

S.D. Conte and Carl de Boor, *Elementary Numerical Analysis: An Algorithmic Approach*, McGraw-Hill, 1972.

## 28 Chebyshev Approximations

This chapter describes routines for computing Chebyshev approximations to univariate functions. A Chebyshev approximation is a truncation of the series  $f(x) = \sum c_n T_n(x)$ , where the Chebyshev polynomials  $T_n(x) = \cos(n \arccos x)$  provide an orthogonal basis of polynomials on the interval  $[-1, 1]$  with the weight function  $1/\sqrt{1-x^2}$ . The first few Chebyshev polynomials are,  $T_0(x) = 1$ ,  $T_1(x) = x$ ,  $T_2(x) = 2x^2 - 1$ . For further information see Abramowitz & Stegun, Chapter 22.

The functions described in this chapter are declared in the header file ‘`gsl_chebyshev.h`’.

### 28.1 Definitions

A Chebyshev series is stored using the following structure,

```
typedef struct
{
 double * c; /* coefficients c[0] .. c[order] */
 int order; /* order of expansion */
 double a; /* lower interval point */
 double b; /* upper interval point */
 ...
} gsl_cheb_series
```

The approximation is made over the range  $[a, b]$  using  $order+1$  terms, including the coefficient  $c[0]$ . The series is computed using the following convention,

$$f(x) = \frac{c_0}{2} + \sum_{n=1} c_n T_n(x)$$

which is needed when accessing the coefficients directly.

### 28.2 Creation and Calculation of Chebyshev Series

`gsl_cheb_series * gsl_cheb_alloc (const size_t n)` [Function]

This function allocates space for a Chebyshev series of order  $n$  and returns a pointer to a new `gsl_cheb_series` struct.

`void gsl_cheb_free (gsl_cheb_series * cs)` [Function]

This function frees a previously allocated Chebyshev series  $cs$ .

`int gsl_cheb_init (gsl_cheb_series * cs, const gsl_function * f, const double a, const double b)` [Function]

This function computes the Chebyshev approximation  $cs$  for the function  $f$  over the range  $(a, b)$  to the previously specified order. The computation of the Chebyshev approximation is an  $O(n^2)$  process, and requires  $n$  function evaluations.

### 28.3 Chebyshev Series Evaluation

`double gsl_cheb_eval (const gsl_cheb_series * cs, double x)` [Function]

This function evaluates the Chebyshev series  $cs$  at a given point  $x$ .



```
int gsl_cheb_eval_err (const gsl_cheb_series * cs, const double x, [Function]
 double * result, double * abserr)
```

This function computes the Chebyshev series *cs* at a given point *x*, estimating both the series *result* and its absolute error *abserr*. The error estimate is made from the first neglected term in the series.

```
double gsl_cheb_eval_n (const gsl_cheb_series * cs, size_t order, [Function]
 double x)
```

This function evaluates the Chebyshev series *cs* at a given point *n*, to (at most) the given order *order*.

```
int gsl_cheb_eval_n_err (const gsl_cheb_series * cs, const size_t [Function]
 order, const double x, double * result, double * abserr)
```

This function evaluates a Chebyshev series *cs* at a given point *x*, estimating both the series *result* and its absolute error *abserr*, to (at most) the given order *order*. The error estimate is made from the first neglected term in the series.

## 28.4 Derivatives and Integrals

The following functions allow a Chebyshev series to be differentiated or integrated, producing a new Chebyshev series. Note that the error estimate produced by evaluating the derivative series will be underestimated due to the contribution of higher order terms being neglected.

```
int gsl_cheb_calc_deriv (gsl_cheb_series * deriv, const [Function]
 gsl_cheb_series * cs)
```

This function computes the derivative of the series *cs*, storing the derivative coefficients in the previously allocated *deriv*. The two series *cs* and *deriv* must have been allocated with the same order.

```
int gsl_cheb_calc_integ (gsl_cheb_series * integ, const [Function]
 gsl_cheb_series * cs)
```

This function computes the integral of the series *cs*, storing the integral coefficients in the previously allocated *integ*. The two series *cs* and *integ* must have been allocated with the same order. The lower limit of the integration is taken to be the left hand end of the range *a*.

## 28.5 Examples

The following example program computes Chebyshev approximations to a step function. This is an extremely difficult approximation to make, due to the discontinuity, and was chosen as an example where approximation error is visible. For smooth functions the Chebyshev approximation converges extremely rapidly and errors would not be visible.

```
#include <stdio.h>
#include <gsl/gsl_math.h>
#include <gsl/gsl_chebyshev.h>

double
f (double x, void *p)
```

```

{
 if (x < 0.5)
 return 0.25;
 else
 return 0.75;
}

int
main (void)
{
 int i, n = 10000;

 gsl_cheb_series *cs = gsl_cheb_alloc (40);

 gsl_function F;

 F.function = f;
 F.params = 0;

 gsl_cheb_init (cs, &F, 0.0, 1.0);

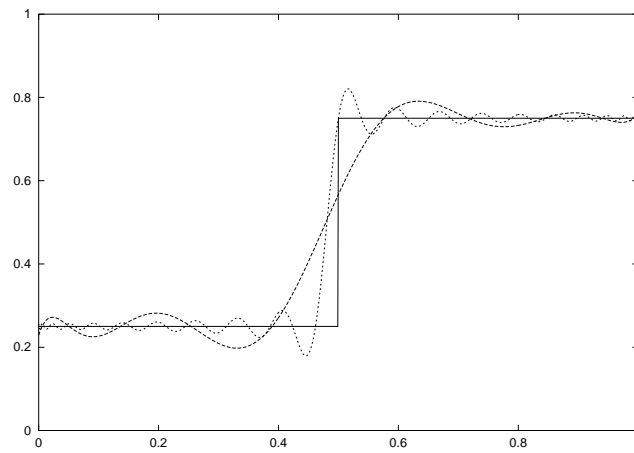
 for (i = 0; i < n; i++)
 {
 double x = i / (double)n;
 double r10 = gsl_cheb_eval_n (cs, 10, x);
 double r40 = gsl_cheb_eval (cs, x);
 printf ("%g %g %g %g\n",
 x, GSL_FN_EVAL (&F, x), r10, r40);
 }

 gsl_cheb_free (cs);

 return 0;
}

```

The output from the program gives the original function, 10-th order approximation and 40-th order approximation, all sampled at intervals of 0.001 in  $x$ .



## 28.6 References and Further Reading

The following paper describes the use of Chebyshev series,

R. Broucke, “Ten Subroutines for the Manipulation of Chebyshev Series [C1] (Algorithm 446)”. *Communications of the ACM* 16(4), 254–256 (1973)

## 29 Series Acceleration

The functions described in this chapter accelerate the convergence of a series using the Levin  $u$ -transform. This method takes a small number of terms from the start of a series and uses a systematic approximation to compute an extrapolated value and an estimate of its error. The  $u$ -transform works for both convergent and divergent series, including asymptotic series.

These functions are declared in the header file ‘`gsl_sum.h`’.

### 29.1 Acceleration functions

The following functions compute the full Levin  $u$ -transform of a series with its error estimate. The error estimate is computed by propagating rounding errors from each term through to the final extrapolation.

These functions are intended for summing analytic series where each term is known to high accuracy, and the rounding errors are assumed to originate from finite precision. They are taken to be relative errors of order `GSL_DBL_EPSILON` for each term.

The calculation of the error in the extrapolated value is an  $O(N^2)$  process, which is expensive in time and memory. A faster but less reliable method which estimates the error from the convergence of the extrapolated value is described in the next section. For the method described here a full table of intermediate values and derivatives through to  $O(N)$  must be computed and stored, but this does give a reliable error estimate.

`gsl_sum_levin_u_workspace * gsl_sum_levin_u_alloc (size_t n)` [Function]

This function allocates a workspace for a Levin  $u$ -transform of  $n$  terms. The size of the workspace is  $O(2n^2 + 3n)$ .

`void gsl_sum_levin_u_free (gsl_sum_levin_u_workspace * w)` [Function]

This function frees the memory associated with the workspace  $w$ .

`int gsl_sum_levin_u_accel (const double * array, size_t array_size, gsl_sum_levin_u_workspace * w, double * sum_accel, double * abserr)` [Function]

This function takes the terms of a series in  $array$  of size  $array\_size$  and computes the extrapolated limit of the series using a Levin  $u$ -transform. Additional working space must be provided in  $w$ . The extrapolated sum is stored in  $sum\_accel$ , with an estimate of the absolute error stored in  $abserr$ . The actual term-by-term sum is returned in  $w->sum\_plain$ . The algorithm calculates the truncation error (the difference between two successive extrapolations) and round-off error (propagated from the individual terms) to choose an optimal number of terms for the extrapolation. All the terms of the series passed in through  $array$  should be non-zero.

### 29.2 Acceleration functions without error estimation

The functions described in this section compute the Levin  $u$ -transform of series and attempt to estimate the error from the “truncation error” in the extrapolation, the difference between the final two approximations. Using this method avoids the need to compute an intermediate table of derivatives because the error is estimated from the behavior of the extrapolated

value itself. Consequently this algorithm is an  $O(N)$  process and only requires  $O(N)$  terms of storage. If the series converges sufficiently fast then this procedure can be acceptable. It is appropriate to use this method when there is a need to compute many extrapolations of series with similar convergence properties at high-speed. For example, when numerically integrating a function defined by a parameterized series where the parameter varies only slightly. A reliable error estimate should be computed first using the full algorithm described above in order to verify the consistency of the results.

`gsl_sum_levin_utrunc_workspace *` [Function]

`gsl_sum_levin_utrunc_alloc (size_t n)`

This function allocates a workspace for a Levin  $u$ -transform of  $n$  terms, without error estimation. The size of the workspace is  $O(3n)$ .

`void gsl_sum_levin_utrunc_free (gsl_sum_levin_utrunc_workspace * w)` [Function]

This function frees the memory associated with the workspace  $w$ .

`int gsl_sum_levin_utrunc_accel (const double * array, size_t array_size, gsl_sum_levin_utrunc_workspace * w, double * sum_accel, double * abserr_trunc)` [Function]

This function takes the terms of a series in *array* of size *array\_size* and computes the extrapolated limit of the series using a Levin  $u$ -transform. Additional working space must be provided in *w*. The extrapolated sum is stored in *sum\_accel*. The actual term-by-term sum is returned in *w->sum\_plain*. The algorithm terminates when the difference between two successive extrapolations reaches a minimum or is sufficiently small. The difference between these two values is used as estimate of the error and is stored in *abserr\_trunc*. To improve the reliability of the algorithm the extrapolated values are replaced by moving averages when calculating the truncation error, smoothing out any fluctuations.

## 29.3 Examples

The following code calculates an estimate of  $\zeta(2) = \pi^2/6$  using the series,

$$\zeta(2) = 1 + 1/2^2 + 1/3^2 + 1/4^2 + \dots$$

After  $N$  terms the error in the sum is  $O(1/N)$ , making direct summation of the series converge slowly.

```
#include <stdio.h>
#include <gsl/gsl_math.h>
#include <gsl/gsl_sum.h>

#define N 20

int
main (void)
{
 double t[N];
 double sum_accel, err;
```

```

double sum = 0;
int n;

gsl_sum_levin_u_workspace * w
 = gsl_sum_levin_u_alloc (N);

const double zeta_2 = M_PI * M_PI / 6.0;

/* terms for zeta(2) = \sum_{n=1}^{\infty} 1/n^2 */

for (n = 0; n < N; n++)
{
 double np1 = n + 1.0;
 t[n] = 1.0 / (np1 * np1);
 sum += t[n];
}

gsl_sum_levin_u_accel (t, N, w, &sum_accel, &err);

printf ("term-by-term sum = % .16f using %d terms\n",
 sum, N);

printf ("term-by-term sum = % .16f using %d terms\n",
 w->sum_plain, w->terms_used);

printf ("exact value = % .16f\n", zeta_2);
printf ("accelerated sum = % .16f using %d terms\n",
 sum_accel, w->terms_used);

printf ("estimated error = % .16f\n", err);
printf ("actual error = % .16f\n",
 sum_accel - zeta_2);

gsl_sum_levin_u_free (w);
return 0;
}

```

The output below shows that the Levin  $u$ -transform is able to obtain an estimate of the sum to 1 part in  $10^{10}$  using the first eleven terms of the series. The error estimate returned by the function is also accurate, giving the correct number of significant digits.

```

$./a.out
term-by-term sum = 1.5961632439130233 using 20 terms
term-by-term sum = 1.5759958390005426 using 13 terms
exact value = 1.6449340668482264
accelerated sum = 1.6449340668166479 using 13 terms
estimated error = 0.0000000000508580
actual error = -0.0000000000315785

```

Note that a direct summation of this series would require  $10^{10}$  terms to achieve the same precision as the accelerated sum does in 13 terms.

## 29.4 References and Further Reading

The algorithms used by these functions are described in the following papers,

T. Fessler, W.F. Ford, D.A. Smith, HURRY: An acceleration algorithm for scalar sequences and series *ACM Transactions on Mathematical Software*, 9(3):346–354, 1983. and Algorithm 602 9(3):355–357, 1983.

The theory of the  $u$ -transform was presented by Levin,

D. Levin, Development of Non-Linear Transformations for Improving Convergence of Sequences, *Intern. J. Computer Math.* B3:371–388, 1973.

A review paper on the Levin Transform is available online,

Herbert H. H. Homeier, Scalar Levin-Type Sequence Transformations, <http://arxiv.org/abs/math/0005209>.

## 30 Wavelet Transforms

This chapter describes functions for performing Discrete Wavelet Transforms (DWTs). The library includes wavelets for real data in both one and two dimensions. The wavelet functions are declared in the header files ‘`gsl_wavelet.h`’ and ‘`gsl_wavelet2d.h`’.

### 30.1 Definitions

The continuous wavelet transform and its inverse are defined by the relations,

$$w(s, \tau) = \int_{-\infty}^{\infty} f(t) * \psi_{s,\tau}^*(t) dt$$

and,

$$f(t) = \int_0^{\infty} ds \int_{-\infty}^{\infty} w(s, \tau) * \psi_{s,\tau}(t) d\tau$$

where the basis functions  $\psi_{s,\tau}$  are obtained by scaling and translation from a single function, referred to as the *mother wavelet*.

The discrete version of the wavelet transform acts on equally-spaced samples, with fixed scaling and translation steps ( $s, \tau$ ). The frequency and time axes are sampled *dyadically* on scales of  $2^j$  through a level parameter  $j$ . The resulting family of functions  $\{\psi_{j,n}\}$  constitutes an orthonormal basis for square-integrable signals.

The discrete wavelet transform is an  $O(N)$  algorithm, and is also referred to as the *fast wavelet transform*.

### 30.2 Initialization

The `gsl_wavelet` structure contains the filter coefficients defining the wavelet and any associated offset parameters.

`gsl_wavelet * gsl_wavelet_alloc (const gsl_wavelet_type * T, size_t k)` [Function]

This function allocates and initializes a wavelet object of type  $T$ . The parameter  $k$  selects the specific member of the wavelet family. A null pointer is returned if insufficient memory is available or if a unsupported member is selected.

The following wavelet types are implemented:

`gsl_wavelet_daubechies` [Wavelet]

`gsl_wavelet_daubechies_centered` [Wavelet]

This is the Daubechies wavelet family of maximum phase with  $k/2$  vanishing moments.

The implemented wavelets are  $k = 4, 6, \dots, 20$ , with  $k$  even.

`gsl_wavelet_haar` [Wavelet]

`gsl_wavelet_haar_centered` [Wavelet]

This is the Haar wavelet. The only valid choice of  $k$  for the Haar wavelet is  $k = 2$ .

`gsl_wavelet_bspline` [Wavelet]

`gsl_wavelet_bspline_centered` [Wavelet]

This is the biorthogonal B-spline wavelet family of order  $(i, j)$ . The implemented values of  $k = 100 * i + j$  are 103, 105, 202, 204, 206, 208, 301, 303, 305, 307, 309.



The centered forms of the wavelets align the coefficients of the various sub-bands on edges. Thus the resulting visualization of the coefficients of the wavelet transform in the phase plane is easier to understand.

```
const char * gsl_wavelet_name (const gsl_wavelet * w) [Function]
```

This function returns a pointer to the name of the wavelet family for *w*.

```
void gsl_wavelet_free (gsl_wavelet * w) [Function]
```

This function frees the wavelet object *w*.

The `gsl_wavelet_workspace` structure contains scratch space of the same size as the input data and is used to hold intermediate results during the transform.

```
gsl_wavelet_workspace * gsl_wavelet_workspace_alloc (size_t n) [Function]
```

This function allocates a workspace for the discrete wavelet transform. To perform a one-dimensional transform on *n* elements, a workspace of size *n* must be provided. For two-dimensional transforms of *n*-by-*n* matrices it is sufficient to allocate a workspace of size *n*, since the transform operates on individual rows and columns.

```
void gsl_wavelet_workspace_free (gsl_wavelet_workspace * work) [Function]
```

This function frees the allocated workspace *work*.

## 30.3 Transform Functions

This section describes the actual functions performing the discrete wavelet transform. Note that the transforms use periodic boundary conditions. If the signal is not periodic in the sample length then spurious coefficients will appear at the beginning and end of each level of the transform.

### 30.3.1 Wavelet transforms in one dimension

```
int gsl_wavelet_transform (const gsl_wavelet * w, double * data, [Function]
size_t stride, size_t n, gsl_wavelet_direction dir, gsl_wavelet_workspace * work)
```

```
int gsl_wavelet_transform_forward (const gsl_wavelet * w, double * data, [Function]
size_t stride, size_t n, gsl_wavelet_workspace * work)
```

```
int gsl_wavelet_transform_inverse (const gsl_wavelet * w, double * data, [Function]
size_t stride, size_t n, gsl_wavelet_workspace * work)
```

These functions compute in-place forward and inverse discrete wavelet transforms of length *n* with stride *stride* on the array *data*. The length of the transform *n* is restricted to powers of two. For the `transform` version of the function the argument *dir* can be either `forward` (+1) or `backward` (-1). A workspace *work* of length *n* must be provided.

For the forward transform, the elements of the original array are replaced by the discrete wavelet transform  $f_i \rightarrow w_{j,k}$  in a packed triangular storage layout, where *j* is the index of the level  $j = 0 \dots J - 1$  and *k* is the index of the coefficient within each level,  $k = 0 \dots 2^j - 1$ . The total number of levels is  $J = \log_2(n)$ . The output data has the following form,

$$(s_{-1,0}, d_{0,0}, d_{1,0}, d_{1,1}, d_{2,0}, \dots, d_{j,k}, \dots, d_{J-1,2^{J-1}-1})$$

where the first element is the smoothing coefficient  $s_{-1,0}$ , followed by the detail coefficients  $d_{j,k}$  for each level  $j$ . The backward transform inverts these coefficients to obtain the original data.

These functions return a status of `GSL_SUCCESS` upon successful completion. `GSL_EINVAL` is returned if  $n$  is not an integer power of 2 or if insufficient workspace is provided.

### 30.3.2 Wavelet transforms in two dimension

The library provides functions to perform two-dimensional discrete wavelet transforms on square matrices. The matrix dimensions must be an integer power of two. There are two possible orderings of the rows and columns in the two-dimensional wavelet transform, referred to as the “standard” and “non-standard” forms.

The “standard” transform performs a complete discrete wavelet transform on the rows of the matrix, followed by a separate complete discrete wavelet transform on the columns of the resulting row-transformed matrix. This procedure uses the same ordering as a two-dimensional fourier transform.

The “non-standard” transform is performed in interleaved passes on the rows and columns of the matrix for each level of the transform. The first level of the transform is applied to the matrix rows, and then to the matrix columns. This procedure is then repeated across the rows and columns of the data for the subsequent levels of the transform, until the full discrete wavelet transform is complete. The non-standard form of the discrete wavelet transform is typically used in image analysis.

The functions described in this section are declared in the header file ‘`gsl_wavelet2d.h`’.

```
int gsl_wavelet2d_transform (const gsl_wavelet * w, double * data, [Function]
 size_t tda, size_t size1, size_t size2, gsl_wavelet_direction dir,
 gsl_wavelet_workspace * work)
int gsl_wavelet2d_transform_forward (const gsl_wavelet * w, [Function]
 double * data, size_t tda, size_t size1, size_t size2, gsl_wavelet_workspace *
 work)
int gsl_wavelet2d_transform_inverse (const gsl_wavelet * w, [Function]
 double * data, size_t tda, size_t size1, size_t size2, gsl_wavelet_workspace *
 work)
```

These functions compute two-dimensional in-place forward and inverse discrete wavelet transforms in standard and non-standard forms on the array *data* stored in row-major form with dimensions *size1* and *size2* and physical row length *tda*. The dimensions must be equal (square matrix) and are restricted to powers of two. For the **transform** version of the function the argument *dir* can be either **forward** (+1) or **backward** (−1). A workspace *work* of the appropriate size must be provided. On exit, the appropriate elements of the array *data* are replaced by their two-dimensional wavelet transform.

The functions return a status of `GSL_SUCCESS` upon successful completion. `GSL_EINVAL` is returned if *size1* and *size2* are not equal and integer powers of 2, or if insufficient workspace is provided.

```
int gsl_wavelet2d_transform_matrix (const gsl_wavelet * w, [Function]
 gsl_matrix * m, gsl_wavelet_direction dir, gsl_wavelet_workspace * work)
```

```
int gsl_wavelet2d_transform_matrix_forward (const gsl_wavelet * w, [Function]
 gsl_matrix * m, gsl_wavelet_workspace * work)
```

```
int gsl_wavelet2d_transform_matrix_inverse (const gsl_wavelet * w, [Function]
 gsl_matrix * m, gsl_wavelet_workspace * work)
```

These functions compute the two-dimensional in-place wavelet transform on a matrix *a*.

```
int gsl_wavelet2d_nstransform (const gsl_wavelet * w, double * [Function]
 data, size_t tda, size_t size1, size_t size2, gsl_wavelet_direction dir,
 gsl_wavelet_workspace * work)
```

```
int gsl_wavelet2d_nstransform_forward (const gsl_wavelet * w, [Function]
 double * data, size_t tda, size_t size1, size_t size2, gsl_wavelet_workspace *
 work)
```

```
int gsl_wavelet2d_nstransform_inverse (const gsl_wavelet * w, [Function]
 double * data, size_t tda, size_t size1, size_t size2, gsl_wavelet_workspace *
 work)
```

These functions compute the two-dimensional wavelet transform in non-standard form.

```
int gsl_wavelet2d_nstransform_matrix (const gsl_wavelet * w, [Function]
 gsl_matrix * m, gsl_wavelet_direction dir, gsl_wavelet_workspace * work)
```

```
int gsl_wavelet2d_nstransform_matrix_forward (const [Function]
 gsl_wavelet * w, gsl_matrix * m, gsl_wavelet_workspace * work)
```

```
int gsl_wavelet2d_nstransform_matrix_inverse (const [Function]
 gsl_wavelet * w, gsl_matrix * m, gsl_wavelet_workspace * work)
```

These functions compute the non-standard form of the two-dimensional in-place wavelet transform on a matrix *a*.

## 30.4 Examples

The following program demonstrates the use of the one-dimensional wavelet transform functions. It computes an approximation to an input signal (of length 256) using the 20 largest components of the wavelet transform, while setting the others to zero.

```
#include <stdio.h>
#include <math.h>
#include <gsl/gsl_sort.h>
#include <gsl/gsl_wavelet.h>

int
main (int argc, char **argv)
{
 int i, n = 256, nc = 20;
 double *data = malloc (n * sizeof (double));
 double *absccoeff = malloc (n * sizeof (double));
 size_t *p = malloc (n * sizeof (size_t));

 FILE * f;
 gsl_wavelet *w;
```

```

gsl_wavelet_workspace *work;

w = gsl_wavelet_alloc (gsl_wavelet_daubechies, 4);
work = gsl_wavelet_workspace_alloc (n);

f = fopen (argv[1], "r");
for (i = 0; i < n; i++)
{
 fscanf (f, "%lg", &data[i]);
}
fclose (f);

gsl_wavelet_transform_forward (w, data, 1, n, work);

for (i = 0; i < n; i++)
{
 abscoeff[i] = fabs (data[i]);
}

gsl_sort_index (p, abscoeff, 1, n);

for (i = 0; (i + nc) < n; i++)
 data[p[i]] = 0;

gsl_wavelet_transform_inverse (w, data, 1, n, work);

for (i = 0; i < n; i++)
{
 printf ("%g\n", data[i]);
}

gsl_wavelet_free (w);
gsl_wavelet_workspace_free (work);

free (data);
free (abscoeff);
free (p);
return 0;
}

```

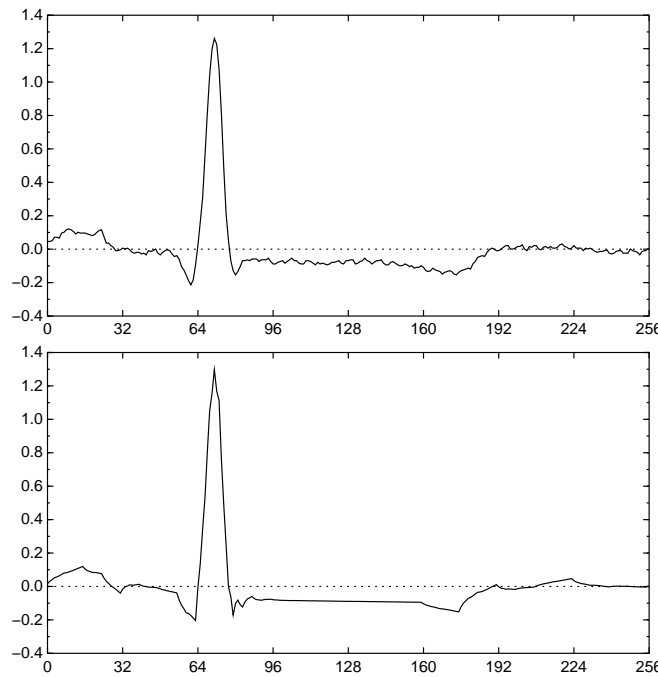
The output can be used with the GNU plotutils **graph** program,

```

$./a.out ecg.dat > dwt.dat
$ graph -T ps -x 0 256 32 -h 0.3 -a dwt.dat > dwt.ps

```

The graphs below show an original and compressed version of a sample ECG recording from the MIT-BIH Arrhythmia Database, part of the PhysioNet archive of public-domain of medical datasets.



Original (upper) and wavelet-compressed (lower) ECG signals, using the 20 largest components of the Daubechies(4) discrete wavelet transform.

## 30.5 References and Further Reading

The mathematical background to wavelet transforms is covered in the original lectures by Daubechies,

Ingrid Daubechies. *Ten Lectures on Wavelets*. *CBMS-NSF Regional Conference Series in Applied Mathematics* (1992), SIAM, ISBN 0898712742.

An easy to read introduction to the subject with an emphasis on the application of the wavelet transform in various branches of science is,

Paul S. Addison. *The Illustrated Wavelet Transform Handbook*. Institute of Physics Publishing (2002), ISBN 0750306920.

For extensive coverage of signal analysis by wavelets, wavelet packets and local cosine bases see,

S. G. Mallat. *A wavelet tour of signal processing* (Second edition). Academic Press (1999), ISBN 012466606X.

The concept of multiresolution analysis underlying the wavelet transform is described in,

S. G. Mallat. Multiresolution Approximations and Wavelet Orthonormal Bases of  $L^2(\mathbb{R})$ . *Transactions of the American Mathematical Society*, 315(1), 1989, 69–87.

S. G. Mallat. A Theory for Multiresolution Signal Decomposition—The Wavelet Representation. *IEEE Transactions on Pattern Analysis and Machine Intelligence*, 11, 1989, 674–693.

The coefficients for the individual wavelet families implemented by the library can be found in the following papers,

I. Daubechies. Orthonormal Bases of Compactly Supported Wavelets. *Communications on Pure and Applied Mathematics*, 41 (1988) 909–996.

A. Cohen, I. Daubechies, and J.-C. Feauveau. Biorthogonal Bases of Compactly Supported Wavelets. *Communications on Pure and Applied Mathematics*, 45 (1992) 485–560.

The PhysioNet archive of physiological datasets can be found online at <http://www.physionet.org/> and is described in the following paper,

Goldberger et al. PhysioBank, PhysioToolkit, and PhysioNet: Components of a New Research Resource for Complex Physiologic Signals. *Circulation* 101(23):e215-e220 2000.

## 31 Discrete Hankel Transforms

This chapter describes functions for performing Discrete Hankel Transforms (DHTs). The functions are declared in the header file ‘`gsl_dht.h`’.

### 31.1 Definitions

The discrete Hankel transform acts on a vector of sampled data, where the samples are assumed to have been taken at points related to the zeroes of a Bessel function of fixed order; compare this to the case of the discrete Fourier transform, where samples are taken at points related to the zeroes of the sine or cosine function.

Specifically, let  $f(t)$  be a function on the unit interval. Then the finite  $\nu$ -Hankel transform of  $f(t)$  is defined to be the set of numbers  $g_m$  given by,

$$g_m = \int_0^1 t dt J_\nu(j_{\nu,m} t) f(t),$$

so that,

$$f(t) = \sum_{m=1}^{\infty} \frac{2J_\nu(j_{\nu,m} x)}{J_{\nu+1}(j_{\nu,m})^2} g_m.$$

Suppose that  $f$  is band-limited in the sense that  $g_m = 0$  for  $m > M$ . Then we have the following fundamental sampling theorem.

$$g_m = \frac{2}{j_{\nu,M}^2} \sum_{k=1}^{M-1} f\left(\frac{j_{\nu,k}}{j_{\nu,M}}\right) \frac{J_\nu(j_{\nu,m} j_{\nu,k} / j_{\nu,M})}{J_{\nu+1}(j_{\nu,k})^2}.$$

It is this discrete expression which defines the discrete Hankel transform. The kernel in the summation above defines the matrix of the  $\nu$ -Hankel transform of size  $M - 1$ . The coefficients of this matrix, being dependent on  $\nu$  and  $M$ , must be precomputed and stored; the `gsl_dht` object encapsulates this data. The allocation function `gsl_dht_alloc` returns a `gsl_dht` object which must be properly initialized with `gsl_dht_init` before it can be used to perform transforms on data sample vectors, for fixed  $\nu$  and  $M$ , using the `gsl_dht_apply` function. The implementation allows a scaling of the fundamental interval, for convenience, so that one can assume the function is defined on the interval  $[0, X]$ , rather than the unit interval.

Notice that by assumption  $f(t)$  vanishes at the endpoints of the interval, consistent with the inversion formula and the sampling formula given above. Therefore, this transform corresponds to an orthogonal expansion in eigenfunctions of the Dirichlet problem for the Bessel differential equation.

### 31.2 Functions

`gsl_dht * gsl_dht_alloc (size_t size)` [Function]

This function allocates a Discrete Hankel transform object of size *size*.

`int gsl_dht_init (gsl_dht * t, double nu, double xmax)` [Function]

This function initializes the transform *t* for the given values of *nu* and *x*.

**gsl\_dht \* gsl\_dht\_new** (*size\_t size, double nu, double xmax*) [Function]

This function allocates a Discrete Hankel transform object of size *size* and initializes it for the given values of *nu* and *x*.

**void gsl\_dht\_free** (*gsl\_dht \* t*) [Function]

This function frees the transform *t*.

**int gsl\_dht\_apply** (*const gsl\_dht \* t, double \* f\_in, double \* f\_out*) [Function]

This function applies the transform *t* to the array *f\_in* whose size is equal to the size of the transform. The result is stored in the array *f\_out* which must be of the same length.

**double gsl\_dht\_x\_sample** (*const gsl\_dht \* t, int n*) [Function]

This function returns the value of the *n*-th sample point in the unit interval,  $(j_{\nu,n+1}/j_{\nu,M})X$ . These are the points where the function  $f(t)$  is assumed to be sampled.

**double gsl\_dht\_k\_sample** (*const gsl\_dht \* t, int n*) [Function]

This function returns the value of the *n*-th sample point in “k-space”,  $j_{\nu,n+1}/X$ .

### 31.3 References and Further Reading

The algorithms used by these functions are described in the following papers,

H. Fisk Johnson, Comp. Phys. Comm. 43, 181 (1987).

D. Lemoine, J. Chem. Phys. 101, 3936 (1994).



## 32 One dimensional Root-Finding

This chapter describes routines for finding roots of arbitrary one-dimensional functions. The library provides low level components for a variety of iterative solvers and convergence tests. These can be combined by the user to achieve the desired solution, with full access to the intermediate steps of the iteration. Each class of methods uses the same framework, so that you can switch between solvers at runtime without needing to recompile your program. Each instance of a solver keeps track of its own state, allowing the solvers to be used in multi-threaded programs.

The header file ‘`gsl_roots.h`’ contains prototypes for the root finding functions and related declarations.

### 32.1 Overview

One-dimensional root finding algorithms can be divided into two classes, *root bracketing* and *root polishing*. Algorithms which proceed by bracketing a root are guaranteed to converge. Bracketing algorithms begin with a bounded region known to contain a root. The size of this bounded region is reduced, iteratively, until it encloses the root to a desired tolerance. This provides a rigorous error estimate for the location of the root.

The technique of *root polishing* attempts to improve an initial guess to the root. These algorithms converge only if started “close enough” to a root, and sacrifice a rigorous error bound for speed. By approximating the behavior of a function in the vicinity of a root they attempt to find a higher order improvement of an initial guess. When the behavior of the function is compatible with the algorithm and a good initial guess is available a polishing algorithm can provide rapid convergence.

In GSL both types of algorithm are available in similar frameworks. The user provides a high-level driver for the algorithms, and the library provides the individual functions necessary for each of the steps. There are three main phases of the iteration. The steps are,

- initialize solver state,  $s$ , for algorithm  $T$
- update  $s$  using the iteration  $T$
- test  $s$  for convergence, and repeat iteration if necessary

The state for bracketing solvers is held in a `gsl_root_fsolver` struct. The updating procedure uses only function evaluations (not derivatives). The state for root polishing solvers is held in a `gsl_root_fdfsolver` struct. The updates require both the function and its derivative (hence the name `fdf`) to be supplied by the user.

### 32.2 Caveats

Note that root finding functions can only search for one root at a time. When there are several roots in the search area, the first root to be found will be returned; however it is difficult to predict which of the roots this will be. *In most cases, no error will be reported if you try to find a root in an area where there is more than one.*

Care must be taken when a function may have a multiple root (such as  $f(x) = (x - x_0)^2$  or  $f(x) = (x - x_0)^3$ ). It is not possible to use root-bracketing algorithms on even-multiplicity roots. For these algorithms the initial interval must contain a zero-crossing, where the function is negative at one end of the interval and positive at the other end. Roots with

even-multiplicity do not cross zero, but only touch it instantaneously. Algorithms based on root bracketing will still work for odd-multiplicity roots (e.g. cubic, quintic, ...). Root polishing algorithms generally work with higher multiplicity roots, but at a reduced rate of convergence. In these cases the *Steffenson algorithm* can be used to accelerate the convergence of multiple roots.

While it is not absolutely required that  $f$  have a root within the search region, numerical root finding functions should not be used haphazardly to check for the *existence* of roots. There are better ways to do this. Because it is easy to create situations where numerical root finders can fail, it is a bad idea to throw a root finder at a function you do not know much about. In general it is best to examine the function visually by plotting before searching for a root.

### 32.3 Initializing the Solver

`gsl_root_fsolver * gsl_root_fsolver_alloc (const gsl_root_fsolver_type *  $T$ )` [Function]

This function returns a pointer to a newly allocated instance of a solver of type  $T$ . For example, the following code creates an instance of a bisection solver,

```
const gsl_root_fsolver_type * T
 = gsl_root_fsolver_bisection;
gsl_root_fsolver * s
 = gsl_root_fsolver_alloc (T);
```

If there is insufficient memory to create the solver then the function returns a null pointer and the error handler is invoked with an error code of `GSL_ENOMEM`.

`gsl_root_fdfsolver * gsl_root_fdfsolver_alloc (const gsl_root_fdfsolver_type *  $T$ )` [Function]

This function returns a pointer to a newly allocated instance of a derivative-based solver of type  $T$ . For example, the following code creates an instance of a Newton-Raphson solver,

```
const gsl_root_fdfsolver_type * T
 = gsl_root_fdfsolver_newton;
gsl_root_fdfsolver * s
 = gsl_root_fdfsolver_alloc (T);
```

If there is insufficient memory to create the solver then the function returns a null pointer and the error handler is invoked with an error code of `GSL_ENOMEM`.

`int gsl_root_fsolver_set (gsl_root_fsolver *  $s$ , gsl_function *  $f$ , double  $x_{lower}$ , double  $x_{upper}$ )` [Function]

This function initializes, or reinitializes, an existing solver  $s$  to use the function  $f$  and the initial search interval  $[x_{lower}, x_{upper}]$ .

`int gsl_root_fdfsolver_set (gsl_root_fdfsolver *  $s$ , gsl_function_fdf *  $fdf$ , double  $root$ )` [Function]

This function initializes, or reinitializes, an existing solver  $s$  to use the function and derivative  $fdf$  and the initial guess  $root$ .

```
void gsl_root_fsolver_free (gsl_root_fsolver * s) [Function]
void gsl_root_fdfsolver_free (gsl_root_fdfsolver * s) [Function]
```

These functions free all the memory associated with the solver *s*.

```
const char * gsl_root_fsolver_name (const gsl_root_fsolver * s) [Function]
const char * gsl_root_fdfsolver_name (const gsl_root_fdfsolver * s) [Function]
```

These functions return a pointer to the name of the solver. For example,

```
printf ("s is a '%s' solver\n",
 gsl_root_fsolver_name (s));
```

would print something like *s* is a 'bisection' solver.

## 32.4 Providing the function to solve

You must provide a continuous function of one variable for the root finders to operate on, and, sometimes, its first derivative. In order to allow for general parameters the functions are defined by the following data types:

```
gsl_function [Data Type]
```

This data type defines a general function with parameters.

```
double (* function) (double x, void * params)
 this function should return the value $f(x, params)$ for argument x and
 parameters params
```

```
void * params
 a pointer to the parameters of the function
```

Here is an example for the general quadratic function,

$$f(x) = ax^2 + bx + c$$

with  $a = 3$ ,  $b = 2$ ,  $c = 1$ . The following code defines a **gsl\_function** *F* which you could pass to a root finder:

```
struct my_f_params { double a; double b; double c; };
```

```
double
my_f (double x, void * p) {
 struct my_f_params * params
 = (struct my_f_params *)p;
 double a = (params->a);
 double b = (params->b);
 double c = (params->c);

 return (a * x + b) * x + c;
}
```

```
gsl_function F;
struct my_f_params params = { 3.0, 2.0, 1.0 };
```

```
F.function = &my_f;
F.params = ¶ms;
```

The function  $f(x)$  can be evaluated using the following macro,

```
#define GSL_FN_EVAL(F,x)
 (*((F)->function))(x, (F)->params)
```

`gsl_function_fdf` [Data Type]

This data type defines a general function with parameters and its first derivative.

```
double (* f) (double x, void * params)
 this function should return the value of $f(x, params)$ for argument x and
 parameters $params$
```

```
double (* df) (double x, void * params)
 this function should return the value of the derivative of f with respect
 to x , $f'(x, params)$, for argument x and parameters $params$
```

```
void (* fdf) (double x, void * params, double * f, double * df)
 this function should set the values of the function f to $f(x, params)$ and
 its derivative df to $f'(x, params)$ for argument x and parameters $params$.
 This function provides an optimization of the separate functions for $f(x)$
 and $f'(x)$ —it is always faster to compute the function and its derivative
 at the same time.
```

```
void * params
 a pointer to the parameters of the function
```

Here is an example where  $f(x) = \exp(2x)$ :

```
double
my_f (double x, void * params)
{
 return exp (2 * x);
}

double
my_df (double x, void * params)
{
 return 2 * exp (2 * x);
}

void
my_fdf (double x, void * params,
 double * f, double * df)
{
 double t = exp (2 * x);

 *f = t;
 *df = 2 * t; /* uses existing value */
}
```

```

gsl_function_fdf FDF;

FDF.f = &my_f;
FDF.df = &my_df;
FDF.fdf = &my_fdf;
FDF.params = 0;

```

The function  $f(x)$  can be evaluated using the following macro,

```

#define GSL_FN_FDF_EVAL_F(FDF,x)
 (*(FDF->f))(x, (FDF->params)

```

The derivative  $f'(x)$  can be evaluated using the following macro,

```

#define GSL_FN_FDF_EVAL_DF(FDF,x)
 (*(FDF->df))(x, (FDF->params)

```

and both the function  $y = f(x)$  and its derivative  $dy = f'(x)$  can be evaluated at the same time using the following macro,

```

#define GSL_FN_FDF_EVAL_F_DF(FDF,x,y,dy)
 (*(FDF->fdf))(x, (FDF->params, (y), (dy))

```

The macro stores  $f(x)$  in its  $y$  argument and  $f'(x)$  in its  $dy$  argument—both of these should be pointers to `double`.

## 32.5 Search Bounds and Guesses

You provide either search bounds or an initial guess; this section explains how search bounds and guesses work and how function arguments control them.

A guess is simply an  $x$  value which is iterated until it is within the desired precision of a root. It takes the form of a `double`.

Search bounds are the endpoints of a interval which is iterated until the length of the interval is smaller than the requested precision. The interval is defined by two values, the lower limit and the upper limit. Whether the endpoints are intended to be included in the interval or not depends on the context in which the interval is used.

## 32.6 Iteration

The following functions drive the iteration of each algorithm. Each function performs one iteration to update the state of any solver of the corresponding type. The same functions work for all solvers so that different methods can be substituted at runtime without modifications to the code.

```

int gsl_root_fsolver_iterate (gsl_root_fsolver * s) [Function]
int gsl_root_fdfsolver_iterate (gsl_root_fdfsolver * s) [Function]

```

These functions perform a single iteration of the solver  $s$ . If the iteration encounters an unexpected problem then an error code will be returned,

```

GSL_EBADFUNC

```

the iteration encountered a singular point where the function or its derivative evaluated to `Inf` or `NaN`.

**GSL\_EZERODIV**

the derivative of the function vanished at the iteration point, preventing the algorithm from continuing without a division by zero.

The solver maintains a current best estimate of the root at all times. The bracketing solvers also keep track of the current best interval bounding the root. This information can be accessed with the following auxiliary functions,

`double gsl_root_fsolver_root (const gsl_root_fsolver * s)` [Function]

`double gsl_root_fdfsolver_root (const gsl_root_fdfsolver * s)` [Function]

These functions return the current estimate of the root for the solver *s*.

`double gsl_root_fsolver_x_lower (const gsl_root_fsolver * s)` [Function]

`double gsl_root_fsolver_x_upper (const gsl_root_fsolver * s)` [Function]

These functions return the current bracketing interval for the solver *s*.

## 32.7 Search Stopping Parameters

A root finding procedure should stop when one of the following conditions is true:

- A root has been found to within the user-specified precision.
- A user-specified maximum number of iterations has been reached.
- An error has occurred.

The handling of these conditions is under user control. The functions below allow the user to test the precision of the current result in several standard ways.

`int gsl_root_test_interval (double x_lower, double x_upper, double epsabs, double epsrel)` [Function]

This function tests for the convergence of the interval  $[x\_lower, x\_upper]$  with absolute error *epsabs* and relative error *epsrel*. The test returns **GSL\_SUCCESS** if the following condition is achieved,

$$|a - b| < epsabs + epsrel \min(|a|, |b|)$$

when the interval  $x = [a, b]$  does not include the origin. If the interval includes the origin then  $\min(|a|, |b|)$  is replaced by zero (which is the minimum value of  $|x|$  over the interval). This ensures that the relative error is accurately estimated for roots close to the origin.

This condition on the interval also implies that any estimate of the root *r* in the interval satisfies the same condition with respect to the true root  $r^*$ ,

$$|r - r^*| < epsabs + epsrel r^*$$

assuming that the true root  $r^*$  is contained within the interval.

`int gsl_root_test_delta (double x1, double x0, double epsabs, double epsrel)` [Function]

This function tests for the convergence of the sequence  $\dots, x_0, x_1$  with absolute error *epsabs* and relative error *epsrel*. The test returns **GSL\_SUCCESS** if the following condition is achieved,

$$|x_1 - x_0| < epsabs + epsrel |x_1|$$

and returns `GSL_CONTINUE` otherwise.

`int gsl_root_test_residual (double f, double epsabs)` [Function]

This function tests the residual value *f* against the absolute error bound *epsabs*. The test returns `GSL_SUCCESS` if the following condition is achieved,

$$|f| < \textit{epsabs}$$

and returns `GSL_CONTINUE` otherwise. This criterion is suitable for situations where the precise location of the root, *x*, is unimportant provided a value can be found where the residual,  $|f(x)|$ , is small enough.

## 32.8 Root Bracketing Algorithms

The root bracketing algorithms described in this section require an initial interval which is guaranteed to contain a root—if *a* and *b* are the endpoints of the interval then *f(a)* must differ in sign from *f(b)*. This ensures that the function crosses zero at least once in the interval. If a valid initial interval is used then these algorithm cannot fail, provided the function is well-behaved.

Note that a bracketing algorithm cannot find roots of even degree, since these do not cross the *x*-axis.

`gsl_root_fsolver_bisection` [Solver]

The *bisection algorithm* is the simplest method of bracketing the roots of a function. It is the slowest algorithm provided by the library, with linear convergence.

On each iteration, the interval is bisected and the value of the function at the midpoint is calculated. The sign of this value is used to determine which half of the interval does not contain a root. That half is discarded to give a new, smaller interval containing the root. This procedure can be continued indefinitely until the interval is sufficiently small.

At any time the current estimate of the root is taken as the midpoint of the interval.

`gsl_root_fsolver_falsepos` [Solver]

The *false position algorithm* is a method of finding roots based on linear interpolation. Its convergence is linear, but it is usually faster than bisection.

On each iteration a line is drawn between the endpoints (*a*, *f(a)*) and (*b*, *f(b)*) and the point where this line crosses the *x*-axis taken as a “midpoint”. The value of the function at this point is calculated and its sign is used to determine which side of the interval does not contain a root. That side is discarded to give a new, smaller interval containing the root. This procedure can be continued indefinitely until the interval is sufficiently small.

The best estimate of the root is taken from the linear interpolation of the interval on the current iteration.

`gsl_root_fsolver_brent` [Solver]

The *Brent-Dekker method* (referred to here as *Brent’s method*) combines an interpolation strategy with the bisection algorithm. This produces a fast algorithm which is still robust.

On each iteration Brent's method approximates the function using an interpolating curve. On the first iteration this is a linear interpolation of the two endpoints. For subsequent iterations the algorithm uses an inverse quadratic fit to the last three points, for higher accuracy. The intercept of the interpolating curve with the  $x$ -axis is taken as a guess for the root. If it lies within the bounds of the current interval then the interpolating point is accepted, and used to generate a smaller interval. If the interpolating point is not accepted then the algorithm falls back to an ordinary bisection step.

The best estimate of the root is taken from the most recent interpolation or bisection.

## 32.9 Root Finding Algorithms using Derivatives

The root polishing algorithms described in this section require an initial guess for the location of the root. There is no absolute guarantee of convergence—the function must be suitable for this technique and the initial guess must be sufficiently close to the root for it to work. When these conditions are satisfied then convergence is quadratic.

These algorithms make use of both the function and its derivative.

`gsl_root_fdfsolver_newton` [Derivative Solver]

Newton's Method is the standard root-polishing algorithm. The algorithm begins with an initial guess for the location of the root. On each iteration, a line tangent to the function  $f$  is drawn at that position. The point where this line crosses the  $x$ -axis becomes the new guess. The iteration is defined by the following sequence,

$$x_{i+1} = x_i - \frac{f(x_i)}{f'(x_i)}$$

Newton's method converges quadratically for single roots, and linearly for multiple roots.

`gsl_root_fdfsolver_secant` [Derivative Solver]

The *secant method* is a simplified version of Newton's method which does not require the computation of the derivative on every step.

On its first iteration the algorithm begins with Newton's method, using the derivative to compute a first step,

$$x_1 = x_0 - \frac{f(x_0)}{f'(x_0)}$$

Subsequent iterations avoid the evaluation of the derivative by replacing it with a numerical estimate, the slope of the line through the previous two points,

$$x_{i+1} = x_i - \frac{f(x_i)}{f'_{est}} \text{ where } f'_{est} = \frac{f(x_i) - f(x_{i-1})}{x_i - x_{i-1}}$$

When the derivative does not change significantly in the vicinity of the root the secant method gives a useful saving. Asymptotically the secant method is faster than Newton's method whenever the cost of evaluating the derivative is more than 0.44 times the cost of evaluating the function itself. As with all methods of computing a numerical derivative the estimate can suffer from cancellation errors if the separation of the points becomes too small.



On single roots, the method has a convergence of order  $(1 + \sqrt{5})/2$  (approximately 1.62). It converges linearly for multiple roots.

`gsl_root_fdfsolver_steffenson` [Derivative Solver]

The *Steffenson Method* provides the fastest convergence of all the routines. It combines the basic Newton algorithm with an Aitken “delta-squared” acceleration. If the Newton iterates are  $x_i$  then the acceleration procedure generates a new sequence  $R_i$ ,

$$R_i = x_i - \frac{(x_{i+1} - x_i)^2}{(x_{i+2} - 2x_{i+1} + x_i)}$$

which converges faster than the original sequence under reasonable conditions. The new sequence requires three terms before it can produce its first value so the method returns accelerated values on the second and subsequent iterations. On the first iteration it returns the ordinary Newton estimate. The Newton iterate is also returned if the denominator of the acceleration term ever becomes zero.

As with all acceleration procedures this method can become unstable if the function is not well-behaved.

## 32.10 Examples

For any root finding algorithm we need to prepare the function to be solved. For this example we will use the general quadratic equation described earlier. We first need a header file (`demo_fn.h`) to define the function parameters,

```
struct quadratic_params
{
 double a, b, c;
};

double quadratic (double x, void *params);
double quadratic_deriv (double x, void *params);
void quadratic_fdf (double x, void *params,
 double *y, double *dy);
```

We place the function definitions in a separate file (`demo_fn.c`),

```
double
quadratic (double x, void *params)
{
 struct quadratic_params *p
 = (struct quadratic_params *) params;

 double a = p->a;
 double b = p->b;
 double c = p->c;

 return (a * x + b) * x + c;
}

double
```

```

quadratic_deriv (double x, void *params)
{
 struct quadratic_params *p
 = (struct quadratic_params *) params;

 double a = p->a;
 double b = p->b;
 double c = p->c;

 return 2.0 * a * x + b;
}

void
quadratic_fdf (double x, void *params,
 double *y, double *dy)
{
 struct quadratic_params *p
 = (struct quadratic_params *) params;

 double a = p->a;
 double b = p->b;
 double c = p->c;

 *y = (a * x + b) * x + c;
 *dy = 2.0 * a * x + b;
}

```

The first program uses the function solver `gsl_root_fsolver_brent` for Brent's method and the general quadratic defined above to solve the following equation,

$$x^2 - 5 = 0$$

with solution  $x = \sqrt{5} = 2.236068\dots$

```

#include <stdio.h>
#include <gsl/gsl_errno.h>
#include <gsl/gsl_math.h>
#include <gsl/gsl_roots.h>

#include "demo_fn.h"
#include "demo_fn.c"

int
main (void)
{
 int status;
 int iter = 0, max_iter = 100;
 const gsl_root_fsolver_type *T;
 gsl_root_fsolver *s;

```

```

double r = 0, r_expected = sqrt (5.0);
double x_lo = 0.0, x_hi = 5.0;
gsl_function F;
struct quadratic_params params = {1.0, 0.0, -5.0};

F.function = &quadratic;
F.params = ¶ms;

T = gsl_root_fsolver_brent;
s = gsl_root_fsolver_alloc (T);
gsl_root_fsolver_set (s, &F, x_lo, x_hi);

printf ("using %s method\n",
 gsl_root_fsolver_name (s));

printf ("%5s [%9s, %9s] %9s %10s %9s\n",
 "iter", "lower", "upper", "root",
 "err", "err(est)");

do
{
 iter++;
 status = gsl_root_fsolver_iterate (s);
 r = gsl_root_fsolver_root (s);
 x_lo = gsl_root_fsolver_x_lower (s);
 x_hi = gsl_root_fsolver_x_upper (s);
 status = gsl_root_test_interval (x_lo, x_hi,
 0, 0.001);

 if (status == GSL_SUCCESS)
 printf ("Converged:\n");

 printf ("%5d [%.7f, %.7f] %.7f %+.7f %.7f\n",
 iter, x_lo, x_hi,
 r, r - r_expected,
 x_hi - x_lo);
}
while (status == GSL_CONTINUE && iter < max_iter);

gsl_root_fsolver_free (s);

return status;
}

```

Here are the results of the iterations,

```

$./a.out
using brent method
iter [lower, upper] root err err(est)

```

```

1 [1.0000000, 5.0000000] 1.0000000 -1.2360680 4.0000000
2 [1.0000000, 3.0000000] 3.0000000 +0.7639320 2.0000000
3 [2.0000000, 3.0000000] 2.0000000 -0.2360680 1.0000000
4 [2.2000000, 3.0000000] 2.2000000 -0.0360680 0.8000000
5 [2.2000000, 2.2366300] 2.2366300 +0.0005621 0.0366300
Converged:
6 [2.2360634, 2.2366300] 2.2360634 -0.0000046 0.0005666

```

If the program is modified to use the bisection solver instead of Brent's method, by changing `gsl_root_fsolver_brent` to `gsl_root_fsolver_bisection` the slower convergence of the Bisection method can be observed,

```

$./a.out
using bisection method
iter [lower, upper] root err err(est)
1 [0.0000000, 2.5000000] 1.2500000 -0.9860680 2.5000000
2 [1.2500000, 2.5000000] 1.8750000 -0.3610680 1.2500000
3 [1.8750000, 2.5000000] 2.1875000 -0.0485680 0.6250000
4 [2.1875000, 2.5000000] 2.3437500 +0.1076820 0.3125000
5 [2.1875000, 2.3437500] 2.2656250 +0.0295570 0.1562500
6 [2.1875000, 2.2656250] 2.2265625 -0.0095055 0.0781250
7 [2.2265625, 2.2656250] 2.2460938 +0.0100258 0.0390625
8 [2.2265625, 2.2460938] 2.2363281 +0.0002601 0.0195312
9 [2.2265625, 2.2363281] 2.2314453 -0.0046227 0.0097656
10 [2.2314453, 2.2363281] 2.2338867 -0.0021813 0.0048828
11 [2.2338867, 2.2363281] 2.2351074 -0.0009606 0.0024414
Converged:
12 [2.2351074, 2.2363281] 2.2357178 -0.0003502 0.0012207

```

The next program solves the same function using a derivative solver instead.

```

#include <stdio.h>
#include <gsl/gsl_errno.h>
#include <gsl/gsl_math.h>
#include <gsl/gsl_roots.h>

#include "demo_fn.h"
#include "demo_fn.c"

int
main (void)
{
 int status;
 int iter = 0, max_iter = 100;
 const gsl_root_fdfsolver_type *T;
 gsl_root_fdfsolver *s;
 double x0, x = 5.0, r_expected = sqrt (5.0);
 gsl_function_fdf FDF;
 struct quadratic_params params = {1.0, 0.0, -5.0};

 FDF.f = &quadratic;
 FDF.df = &quadratic_deriv;
 FDF.fdf = &quadratic_fdf;
 FDF.params = ¶ms;

```

```

T = gsl_root_fdfsolver_newton;
s = gsl_root_fdfsolver_alloc (T);
gsl_root_fdfsolver_set (s, &FDF, x);

printf ("using %s method\n",
 gsl_root_fdfsolver_name (s));

printf ("%5s %10s %10s %10s\n",
 "iter", "root", "err", "err(est)");
do
{
 iter++;
 status = gsl_root_fdfsolver_iterate (s);
 x0 = x;
 x = gsl_root_fdfsolver_root (s);
 status = gsl_root_test_delta (x, x0, 0, 1e-3);

 if (status == GSL_SUCCESS)
 printf ("Converged:\n");

 printf ("%5d %10.7f %+10.7f %10.7f\n",
 iter, x, x - r_expected, x - x0);
}
while (status == GSL_CONTINUE && iter < max_iter);

gsl_root_fdfsolver_free (s);
return status;
}

```

Here are the results for Newton's method,

```

$./a.out
using newton method
iter root err err(est)
 1 3.0000000 +0.7639320 -2.0000000
 2 2.3333333 +0.0972654 -0.6666667
 3 2.2380952 +0.0020273 -0.0952381
Converged:
 4 2.2360689 +0.0000009 -0.0020263

```

Note that the error can be estimated more accurately by taking the difference between the current iterate and next iterate rather than the previous iterate. The other derivative solvers can be investigated by changing `gsl_root_fdfsolver_newton` to `gsl_root_fdfsolver_secant` or `gsl_root_fdfsolver_steffenson`.

## 32.11 References and Further Reading

For information on the Brent-Dekker algorithm see the following two papers,

R. P. Brent, “An algorithm with guaranteed convergence for finding a zero of a function”, *Computer Journal*, 14 (1971) 422–425

J. C. P. Bus and T. J. Dekker, “Two Efficient Algorithms with Guaranteed Convergence for Finding a Zero of a Function”, *ACM Transactions of Mathematical Software*, Vol. 1 No. 4 (1975) 330–345

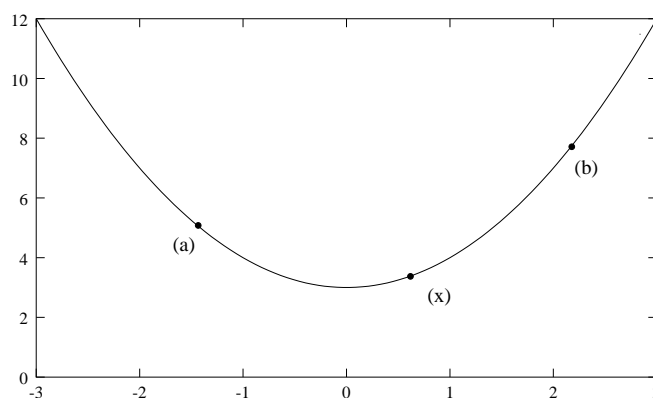
## 33 One dimensional Minimization

This chapter describes routines for finding minima of arbitrary one-dimensional functions. The library provides low level components for a variety of iterative minimizers and convergence tests. These can be combined by the user to achieve the desired solution, with full access to the intermediate steps of the algorithms. Each class of methods uses the same framework, so that you can switch between minimizers at runtime without needing to re-compile your program. Each instance of a minimizer keeps track of its own state, allowing the minimizers to be used in multi-threaded programs.

The header file `'gsl_min.h'` contains prototypes for the minimization functions and related declarations. To use the minimization algorithms to find the maximum of a function simply invert its sign.

### 33.1 Overview

The minimization algorithms begin with a bounded region known to contain a minimum. The region is described by a lower bound  $a$  and an upper bound  $b$ , with an estimate of the location of the minimum  $x$ .



The value of the function at  $x$  must be less than the value of the function at the ends of the interval,

$$f(a) > f(x) < f(b)$$

This condition guarantees that a minimum is contained somewhere within the interval. On each iteration a new point  $x'$  is selected using one of the available algorithms. If the new point is a better estimate of the minimum, i.e. where  $f(x') < f(x)$ , then the current estimate of the minimum  $x$  is updated. The new point also allows the size of the bounded interval to be reduced, by choosing the most compact set of points which satisfies the constraint  $f(a) > f(x) < f(b)$ . The interval is reduced until it encloses the true minimum to a desired tolerance. This provides a best estimate of the location of the minimum and a rigorous error estimate.

Several bracketing algorithms are available within a single framework. The user provides a high-level driver for the algorithm, and the library provides the individual functions necessary for each of the steps. There are three main phases of the iteration. The steps are,

- initialize minimizer state,  $s$ , for algorithm  $T$

- update  $s$  using the iteration  $T$
- test  $s$  for convergence, and repeat iteration if necessary

The state for the minimizers is held in a `gsl_min_fminimizer` struct. The updating procedure uses only function evaluations (not derivatives).

## 33.2 Caveats

Note that minimization functions can only search for one minimum at a time. When there are several minima in the search area, the first minimum to be found will be returned; however it is difficult to predict which of the minima this will be. *In most cases, no error will be reported if you try to find a minimum in an area where there is more than one.*

With all minimization algorithms it can be difficult to determine the location of the minimum to full numerical precision. The behavior of the function in the region of the minimum  $x^*$  can be approximated by a Taylor expansion,

$$y = f(x^*) + \frac{1}{2}f''(x^*)(x - x^*)^2$$

and the second term of this expansion can be lost when added to the first term at finite precision. This magnifies the error in locating  $x^*$ , making it proportional to  $\sqrt{\epsilon}$  (where  $\epsilon$  is the relative accuracy of the floating point numbers). For functions with higher order minima, such as  $x^4$ , the magnification of the error is correspondingly worse. The best that can be achieved is to converge to the limit of numerical accuracy in the function values, rather than the location of the minimum itself.

## 33.3 Initializing the Minimizer

`gsl_min_fminimizer * gsl_min_fminimizer_alloc (const [Function]  
gsl_min_fminimizer_type * T)`

This function returns a pointer to a newly allocated instance of a minimizer of type  $T$ . For example, the following code creates an instance of a golden section minimizer,

```
const gsl_min_fminimizer_type * T
 = gsl_min_fminimizer_goldensection;
gsl_min_fminimizer * s
 = gsl_min_fminimizer_alloc (T);
```

If there is insufficient memory to create the minimizer then the function returns a null pointer and the error handler is invoked with an error code of `GSL_ENOMEM`.

`int gsl_min_fminimizer_set (gsl_min_fminimizer * s, gsl_function * [Function]  
f, double x_minimum, double x_lower, double x_upper)`

This function sets, or resets, an existing minimizer  $s$  to use the function  $f$  and the initial search interval  $[x\_lower, x\_upper]$ , with a guess for the location of the minimum  $x\_minimum$ .

If the interval given does not contain a minimum, then the function returns an error code of `GSL_EINVAL`.



```
int gsl_min_fminimizer_set_with_values (gsl_min_fminimizer * s, [Function]
 gsl_function * f, double x_minimum, double f_minimum, double x_lower,
 double f_lower, double x_upper, double f_upper)
```

This function is equivalent to `gsl_min_fminimizer_set` but uses the values `f_minimum`, `f_lower` and `f_upper` instead of computing `f(x_minimum)`, `f(x_lower)` and `f(x_upper)`.

```
void gsl_min_fminimizer_free (gsl_min_fminimizer * s) [Function]
```

This function frees all the memory associated with the minimizer `s`.

```
const char * gsl_min_fminimizer_name (const gsl_min_fminimizer * [Function]
 s)
```

This function returns a pointer to the name of the minimizer. For example,

```
printf ("s is a '%s' minimizer\n",
 gsl_min_fminimizer_name (s));
```

would print something like `s is a 'brent' minimizer`.

## 33.4 Providing the function to minimize

You must provide a continuous function of one variable for the minimizers to operate on. In order to allow for general parameters the functions are defined by a `gsl_function` data type (see Section 32.4 [Providing the function to solve], page 339).

## 33.5 Iteration

The following functions drive the iteration of each algorithm. Each function performs one iteration to update the state of any minimizer of the corresponding type. The same functions work for all minimizers so that different methods can be substituted at runtime without modifications to the code.

```
int gsl_min_fminimizer_iterate (gsl_min_fminimizer * s) [Function]
```

This function performs a single iteration of the minimizer `s`. If the iteration encounters an unexpected problem then an error code will be returned,

```
GSL_EBADFUNC
```

the iteration encountered a singular point where the function evaluated to Inf or NaN.

```
GSL_FAILURE
```

the algorithm could not improve the current best approximation or bounding interval.

The minimizer maintains a current best estimate of the position of the minimum at all times, and the current interval bounding the minimum. This information can be accessed with the following auxiliary functions,

```
double gsl_min_fminimizer_x_minimum (const gsl_min_fminimizer * [Function]
 s)
```

This function returns the current estimate of the position of the minimum for the minimizer `s`.

```
double gsl_min_fminimizer_x_upper (const gsl_min_fminimizer * s) [Function]
double gsl_min_fminimizer_x_lower (const gsl_min_fminimizer * s) [Function]
```

These functions return the current upper and lower bound of the interval for the minimizer  $s$ .

```
double gsl_min_fminimizer_f_minimum (const gsl_min_fminimizer * s) [Function]
```

```
double gsl_min_fminimizer_f_upper (const gsl_min_fminimizer * s) [Function]
```

```
double gsl_min_fminimizer_f_lower (const gsl_min_fminimizer * s) [Function]
```

These functions return the value of the function at the current estimate of the minimum and at the upper and lower bounds of the interval for the minimizer  $s$ .

## 33.6 Stopping Parameters

A minimization procedure should stop when one of the following conditions is true:

- A minimum has been found to within the user-specified precision.
- A user-specified maximum number of iterations has been reached.
- An error has occurred.

The handling of these conditions is under user control. The function below allows the user to test the precision of the current result.

```
int gsl_min_test_interval (double x_lower, double x_upper, [Function]
 double epsabs, double epsrel)
```

This function tests for the convergence of the interval  $[x\_lower, x\_upper]$  with absolute error  $epsabs$  and relative error  $epsrel$ . The test returns `GSL_SUCCESS` if the following condition is achieved,

$$|a - b| < epsabs + epsrel \min(|a|, |b|)$$

when the interval  $x = [a, b]$  does not include the origin. If the interval includes the origin then  $\min(|a|, |b|)$  is replaced by zero (which is the minimum value of  $|x|$  over the interval). This ensures that the relative error is accurately estimated for minima close to the origin.

This condition on the interval also implies that any estimate of the minimum  $x_m$  in the interval satisfies the same condition with respect to the true minimum  $x_m^*$ ,

$$|x_m - x_m^*| < epsabs + epsrel x_m^*$$

assuming that the true minimum  $x_m^*$  is contained within the interval.

## 33.7 Minimization Algorithms

The minimization algorithms described in this section require an initial interval which is guaranteed to contain a minimum—if  $a$  and  $b$  are the endpoints of the interval and  $x$  is an estimate of the minimum then  $f(a) > f(x) < f(b)$ . This ensures that the function has at least one minimum somewhere in the interval. If a valid initial interval is used then these algorithm cannot fail, provided the function is well-behaved.

**gsl\_min\_fminimizer\_goldensection** [Minimizer]

The *golden section algorithm* is the simplest method of bracketing the minimum of a function. It is the slowest algorithm provided by the library, with linear convergence.

On each iteration, the algorithm first compares the subintervals from the endpoints to the current minimum. The larger subinterval is divided in a golden section (using the famous ratio  $(3 - \sqrt{5})/2 = 0.3189660\dots$ ) and the value of the function at this new point is calculated. The new value is used with the constraint  $f(a') > f(x') < f(b')$  to select a new interval containing the minimum, by discarding the least useful point. This procedure can be continued indefinitely until the interval is sufficiently small. Choosing the golden section as the bisection ratio can be shown to provide the fastest convergence for this type of algorithm.

**gsl\_min\_fminimizer\_brent** [Minimizer]

The *Brent minimization algorithm* combines a parabolic interpolation with the golden section algorithm. This produces a fast algorithm which is still robust.

The outline of the algorithm can be summarized as follows: on each iteration Brent's method approximates the function using an interpolating parabola through three existing points. The minimum of the parabola is taken as a guess for the minimum. If it lies within the bounds of the current interval then the interpolating point is accepted, and used to generate a smaller interval. If the interpolating point is not accepted then the algorithm falls back to an ordinary golden section step. The full details of Brent's method include some additional checks to improve convergence.

## 33.8 Examples

The following program uses the Brent algorithm to find the minimum of the function  $f(x) = \cos(x) + 1$ , which occurs at  $x = \pi$ . The starting interval is (0,6), with an initial guess for the minimum of 2.

```
#include <stdio.h>
#include <gsl/gsl_errno.h>
#include <gsl/gsl_math.h>
#include <gsl/gsl_min.h>

double fn1 (double x, void * params)
{
 return cos(x) + 1.0;
}

int
main (void)
{
 int status;
 int iter = 0, max_iter = 100;
 const gsl_min_fminimizer_type *T;
 gsl_min_fminimizer *s;
 double m = 2.0, m_expected = M_PI;
 double a = 0.0, b = 6.0;
```

```

gsl_function F;

F.function = &fn1;
F.params = 0;

T = gsl_min_fminimizer_brent;
s = gsl_min_fminimizer_alloc (T);
gsl_min_fminimizer_set (s, &F, m, a, b);

printf ("using %s method\n",
 gsl_min_fminimizer_name (s));

printf ("%5s [%9s, %9s] %9s %10s %9s\n",
 "iter", "lower", "upper", "min",
 "err", "err(est)");

printf ("%5d [%.7f, %.7f] %.7f %+.7f %.7f\n",
 iter, a, b,
 m, m - m_expected, b - a);

do
{
 iter++;
 status = gsl_min_fminimizer_iterate (s);

 m = gsl_min_fminimizer_x_minimum (s);
 a = gsl_min_fminimizer_x_lower (s);
 b = gsl_min_fminimizer_x_upper (s);

 status
 = gsl_min_test_interval (a, b, 0.001, 0.0);

 if (status == GSL_SUCCESS)
 printf ("Converged:\n");

 printf ("%5d [%.7f, %.7f] "
 "%.7f %.7f %+.7f %.7f\n",
 iter, a, b,
 m, m_expected, m - m_expected, b - a);
}
while (status == GSL_CONTINUE && iter < max_iter);

gsl_min_fminimizer_free (s);

return status;
}

```

Here are the results of the minimization procedure.

```
$./a.out
 0 [0.0000000, 6.0000000] 2.0000000 -1.1415927 6.0000000
 1 [2.0000000, 6.0000000] 3.2758640 +0.1342713 4.0000000
 2 [2.0000000, 3.2831929] 3.2758640 +0.1342713 1.2831929
 3 [2.8689068, 3.2831929] 3.2758640 +0.1342713 0.4142862
 4 [2.8689068, 3.2831929] 3.2758640 +0.1342713 0.4142862
 5 [2.8689068, 3.2758640] 3.1460585 +0.0044658 0.4069572
 6 [3.1346075, 3.2758640] 3.1460585 +0.0044658 0.1412565
 7 [3.1346075, 3.1874620] 3.1460585 +0.0044658 0.0528545
 8 [3.1346075, 3.1460585] 3.1460585 +0.0044658 0.0114510
 9 [3.1346075, 3.1460585] 3.1424060 +0.0008133 0.0114510
10 [3.1346075, 3.1424060] 3.1415885 -0.0000041 0.0077985
Converged:
11 [3.1415885, 3.1424060] 3.1415927 -0.0000000 0.0008175
```

### 33.9 References and Further Reading

Further information on Brent's algorithm is available in the following book,

Richard Brent, *Algorithms for minimization without derivatives*, Prentice-Hall (1973), republished by Dover in paperback (2002), ISBN 0-486-41998-3.

## 34 Multidimensional Root-Finding

This chapter describes functions for multidimensional root-finding (solving nonlinear systems with  $n$  equations in  $n$  unknowns). The library provides low level components for a variety of iterative solvers and convergence tests. These can be combined by the user to achieve the desired solution, with full access to the intermediate steps of the iteration. Each class of methods uses the same framework, so that you can switch between solvers at run-time without needing to recompile your program. Each instance of a solver keeps track of its own state, allowing the solvers to be used in multi-threaded programs. The solvers are based on the original Fortran library MINPACK.

The header file ‘`gsl_multiroots.h`’ contains prototypes for the multidimensional root finding functions and related declarations.

### 34.1 Overview

The problem of multidimensional root finding requires the simultaneous solution of  $n$  equations,  $f_i$ , in  $n$  variables,  $x_i$ ,

$$f_i(x_1, \dots, x_n) = 0 \quad \text{for } i = 1 \dots n.$$

In general there are no bracketing methods available for  $n$  dimensional systems, and no way of knowing whether any solutions exist. All algorithms proceed from an initial guess using a variant of the Newton iteration,

$$x \rightarrow x' = x - J^{-1}f(x)$$

where  $x$ ,  $f$  are vector quantities and  $J$  is the Jacobian matrix  $J_{ij} = \partial f_i / \partial x_j$ . Additional strategies can be used to enlarge the region of convergence. These include requiring a decrease in the norm  $|f|$  on each step proposed by Newton’s method, or taking steepest-descent steps in the direction of the negative gradient of  $|f|$ .

Several root-finding algorithms are available within a single framework. The user provides a high-level driver for the algorithms, and the library provides the individual functions necessary for each of the steps. There are three main phases of the iteration. The steps are,

- initialize solver state,  $s$ , for algorithm  $T$
- update  $s$  using the iteration  $T$
- test  $s$  for convergence, and repeat iteration if necessary

The evaluation of the Jacobian matrix can be problematic, either because programming the derivatives is intractable or because computation of the  $n^2$  terms of the matrix becomes too expensive. For these reasons the algorithms provided by the library are divided into two classes according to whether the derivatives are available or not.

The state for solvers with an analytic Jacobian matrix is held in a `gsl_multiroot_fdfsolver` struct. The updating procedure requires both the function and its derivatives to be supplied by the user.

The state for solvers which do not use an analytic Jacobian matrix is held in a `gsl_multiroot_fsolver` struct. The updating procedure uses only function evaluations (not derivatives). The algorithms estimate the matrix  $J$  or  $J^{-1}$  by approximate methods.

## 34.2 Initializing the Solver

The following functions initialize a multidimensional solver, either with or without derivatives. The solver itself depends only on the dimension of the problem and the algorithm and can be reused for different problems.

**`gsl_multiroot_fsolver * gsl_multiroot_fsolver_alloc (const gsl_multiroot_fsolver_type * T, size_t n)`** [Function]

This function returns a pointer to a newly allocated instance of a solver of type *T* for a system of *n* dimensions. For example, the following code creates an instance of a hybrid solver, to solve a 3-dimensional system of equations.

```
const gsl_multiroot_fsolver_type * T
 = gsl_multiroot_fsolver_hybrid;
gsl_multiroot_fsolver * s
 = gsl_multiroot_fsolver_alloc (T, 3);
```

If there is insufficient memory to create the solver then the function returns a null pointer and the error handler is invoked with an error code of `GSL_ENOMEM`.

**`gsl_multiroot_fdfsolver * gsl_multiroot_fdfsolver_alloc (const gsl_multiroot_fdfsolver_type * T, size_t n)`** [Function]

This function returns a pointer to a newly allocated instance of a derivative solver of type *T* for a system of *n* dimensions. For example, the following code creates an instance of a Newton-Raphson solver, for a 2-dimensional system of equations.

```
const gsl_multiroot_fdfsolver_type * T
 = gsl_multiroot_fdfsolver_newton;
gsl_multiroot_fdfsolver * s =
 gsl_multiroot_fdfsolver_alloc (T, 2);
```

If there is insufficient memory to create the solver then the function returns a null pointer and the error handler is invoked with an error code of `GSL_ENOMEM`.

**`int gsl_multiroot_fsolver_set (gsl_multiroot_fsolver * s, gsl_multiroot_function * f, gsl_vector * x)`** [Function]

This function sets, or resets, an existing solver *s* to use the function *f* and the initial guess *x*.

**`int gsl_multiroot_fdfsolver_set (gsl_multiroot_fdfsolver * s, gsl_multiroot_function_fdf * fdf, gsl_vector * x)`** [Function]

This function sets, or resets, an existing solver *s* to use the function and derivative *fdf* and the initial guess *x*.

**`void gsl_multiroot_fsolver_free (gsl_multiroot_fsolver * s)`** [Function]

**`void gsl_multiroot_fdfsolver_free (gsl_multiroot_fdfsolver * s)`** [Function]

These functions free all the memory associated with the solver *s*.

**`const char * gsl_multiroot_fsolver_name (const gsl_multiroot_fsolver * s)`** [Function]

**`const char * gsl_multiroot_fdfsolver_name (const gsl_multiroot_fdfsolver * s)`** [Function]

These functions return a pointer to the name of the solver. For example,

```
printf ("s is a '%s' solver\n",
 gsl_multiroot_fdfsolver_name (s));
```

would print something like `s is a 'newton' solver`.

### 34.3 Providing the function to solve

You must provide  $n$  functions of  $n$  variables for the root finders to operate on. In order to allow for general parameters the functions are defined by the following data types:

**`gsl_multiroot_function`** [Data Type]

This data type defines a general system of functions with parameters.

```
int (* f) (const gsl_vector * x, void * params, gsl_vector * f)
```

this function should store the vector result  $f(x, params)$  in  $f$  for argument  $x$  and parameters  $params$ , returning an appropriate error code if the function cannot be computed.

```
size_t n
```

the dimension of the system, i.e. the number of components of the vectors  $x$  and  $f$ .

```
void * params
```

a pointer to the parameters of the function.

Here is an example using Powell's test function,

$$f_1(x) = Ax_0x_1 - 1, f_2(x) = \exp(-x_0) + \exp(-x_1) - (1 + 1/A)$$

with  $A = 10^4$ . The following code defines a `gsl_multiroot_function` system `F` which you could pass to a solver:

```
struct powell_params { double A; };

int
powell (gsl_vector * x, void * p, gsl_vector * f) {
 struct powell_params * params
 = *(struct powell_params *)p;
 const double A = (params->A);
 const double x0 = gsl_vector_get(x,0);
 const double x1 = gsl_vector_get(x,1);

 gsl_vector_set (f, 0, A * x0 * x1 - 1);
 gsl_vector_set (f, 1, (exp(-x0) + exp(-x1)
 - (1.0 + 1.0/A)));

 return GSL_SUCCESS
}

gsl_multiroot_function F;
struct powell_params params = { 10000.0 };

F.f = &powell;
F.n = 2;
F.params = ¶ms;
```



**gsl\_multiroot\_function\_fdf** [Data Type]

This data type defines a general system of functions with parameters and the corresponding Jacobian matrix of derivatives,

**int (\* f) (const gsl\_vector \* x, void \* params, gsl\_vector \* f)**  
 this function should store the vector result  $f(x, params)$  in  $f$  for argument  $x$  and parameters  $params$ , returning an appropriate error code if the function cannot be computed.

**int (\* df) (const gsl\_vector \* x, void \* params, gsl\_matrix \* J)**  
 this function should store the  $n$ -by- $n$  matrix result  $J_{ij} = \partial f_i(x, params) / \partial x_j$  in  $J$  for argument  $x$  and parameters  $params$ , returning an appropriate error code if the function cannot be computed.

**int (\* fdf) (const gsl\_vector \* x, void \* params, gsl\_vector \* f, gsl\_matrix \* J)**  
 This function should set the values of the  $f$  and  $J$  as above, for arguments  $x$  and parameters  $params$ . This function provides an optimization of the separate functions for  $f(x)$  and  $J(x)$ —it is always faster to compute the function and its derivative at the same time.

**size\_t n** the dimension of the system, i.e. the number of components of the vectors  $x$  and  $f$ .

**void \* params**  
 a pointer to the parameters of the function.

The example of Powell's test function defined above can be extended to include analytic derivatives using the following code,

```
int
powell_df (gsl_vector * x, void * p, gsl_matrix * J)
{
 struct powell_params * params
 = *(struct powell_params *)p;
 const double A = (params->A);
 const double x0 = gsl_vector_get(x,0);
 const double x1 = gsl_vector_get(x,1);
 gsl_matrix_set (J, 0, 0, A * x1);
 gsl_matrix_set (J, 0, 1, A * x0);
 gsl_matrix_set (J, 1, 0, -exp(-x0));
 gsl_matrix_set (J, 1, 1, -exp(-x1));
 return GSL_SUCCESS
}

int
powell_fdf (gsl_vector * x, void * p,
 gsl_matrix * f, gsl_matrix * J) {
 struct powell_params * params
 = *(struct powell_params *)p;
 const double A = (params->A);
```

```

 const double x0 = gsl_vector_get(x,0);
 const double x1 = gsl_vector_get(x,1);

 const double u0 = exp(-x0);
 const double u1 = exp(-x1);

 gsl_vector_set (f, 0, A * x0 * x1 - 1);
 gsl_vector_set (f, 1, u0 + u1 - (1 + 1/A));

 gsl_matrix_set (J, 0, 0, A * x1);
 gsl_matrix_set (J, 0, 1, A * x0);
 gsl_matrix_set (J, 1, 0, -u0);
 gsl_matrix_set (J, 1, 1, -u1);
 return GSL_SUCCESS
}

```

```
gsl_multiroot_function_fdf FDF;
```

```

FDF.f = &powell_f;
FDF.df = &powell_df;
FDF.fdf = &powell_fdf;
FDF.n = 2;
FDF.params = 0;

```

Note that the function `powell_fdf` is able to reuse existing terms from the function when calculating the Jacobian, thus saving time.

## 34.4 Iteration

The following functions drive the iteration of each algorithm. Each function performs one iteration to update the state of any solver of the corresponding type. The same functions work for all solvers so that different methods can be substituted at runtime without modifications to the code.

```

int gsl_multiroot_fsolver_iterate (gsl_multiroot_fsolver * s) [Function]
int gsl_multiroot_fdfsolver_iterate (gsl_multiroot_fdfsolver * s) [Function]

```

These functions perform a single iteration of the solver *s*. If the iteration encounters an unexpected problem then an error code will be returned,

**GSL\_EBADFUNC**

the iteration encountered a singular point where the function or its derivative evaluated to `Inf` or `NaN`.

**GSL\_ENOPROG**

the iteration is not making any progress, preventing the algorithm from continuing.

The solver maintains a current best estimate of the root at all times. This information can be accessed with the following auxiliary functions,

`gsl_vector * gsl_multiroot_fsolver_root (const  
                   gsl_multiroot_fsolver * s)` [Function]

`gsl_vector * gsl_multiroot_fdfsolver_root (const  
                   gsl_multiroot_fdfsolver * s)` [Function]

These functions return the current estimate of the root for the solver *s*.

`gsl_vector * gsl_multiroot_fsolver_f (const gsl_multiroot_fsolver  
                   * s)` [Function]

`gsl_vector * gsl_multiroot_fdfsolver_f (const  
                   gsl_multiroot_fdfsolver * s)` [Function]

These functions return the function value  $f(x)$  at the current estimate of the root for the solver *s*.

`gsl_vector * gsl_multiroot_fsolver_dx (const  
                   gsl_multiroot_fsolver * s)` [Function]

`gsl_vector * gsl_multiroot_fdfsolver_dx (const  
                   gsl_multiroot_fdfsolver * s)` [Function]

These functions return the last step  $dx$  taken by the solver *s*.

## 34.5 Search Stopping Parameters

A root finding procedure should stop when one of the following conditions is true:

- A multidimensional root has been found to within the user-specified precision.
- A user-specified maximum number of iterations has been reached.
- An error has occurred.

The handling of these conditions is under user control. The functions below allow the user to test the precision of the current result in several standard ways.

`int gsl_multiroot_test_delta (const gsl_vector * dx, const  
                   gsl_vector * x, double epsabs, double epsrel)` [Function]

This function tests for the convergence of the sequence by comparing the last step  $dx$  with the absolute error *epsabs* and relative error *epsrel* to the current position *x*. The test returns `GSL_SUCCESS` if the following condition is achieved,

$$|dx_i| < epsabs + epsrel |x_i|$$

for each component of *x* and returns `GSL_CONTINUE` otherwise.

`int gsl_multiroot_test_residual (const gsl_vector * f, double  
                   epsabs)` [Function]

This function tests the residual value *f* against the absolute error bound *epsabs*. The test returns `GSL_SUCCESS` if the following condition is achieved,

$$\sum_i |f_i| < epsabs$$

and returns `GSL_CONTINUE` otherwise. This criterion is suitable for situations where the precise location of the root, *x*, is unimportant provided a value can be found where the residual is small enough.

## 34.6 Algorithms using Derivatives

The root finding algorithms described in this section make use of both the function and its derivative. They require an initial guess for the location of the root, but there is no absolute guarantee of convergence—the function must be suitable for this technique and the initial guess must be sufficiently close to the root for it to work. When the conditions are satisfied then convergence is quadratic.

**gsl\_multiroot\_fdfsolver\_hybridsj**

[Derivative Solver]

This is a modified version of Powell’s Hybrid method as implemented in the HYBRJ algorithm in MINPACK. Minpack was written by Jorge J. Moré, Burton S. Garbow and Kenneth E. Hillstom. The Hybrid algorithm retains the fast convergence of Newton’s method but will also reduce the residual when Newton’s method is unreliable.

The algorithm uses a generalized trust region to keep each step under control. In order to be accepted a proposed new position  $x'$  must satisfy the condition  $|D(x' - x)| < \delta$ , where  $D$  is a diagonal scaling matrix and  $\delta$  is the size of the trust region. The components of  $D$  are computed internally, using the column norms of the Jacobian to estimate the sensitivity of the residual to each component of  $x$ . This improves the behavior of the algorithm for badly scaled functions.

On each iteration the algorithm first determines the standard Newton step by solving the system  $Jdx = -f$ . If this step falls inside the trust region it is used as a trial step in the next stage. If not, the algorithm uses the linear combination of the Newton and gradient directions which is predicted to minimize the norm of the function while staying inside the trust region,

$$dx = -\alpha J^{-1}f(x) - \beta \nabla |f(x)|^2.$$

This combination of Newton and gradient directions is referred to as a *dogleg step*.

The proposed step is now tested by evaluating the function at the resulting point,  $x'$ . If the step reduces the norm of the function sufficiently then it is accepted and size of the trust region is increased. If the proposed step fails to improve the solution then the size of the trust region is decreased and another trial step is computed.

The speed of the algorithm is increased by computing the changes to the Jacobian approximately, using a rank-1 update. If two successive attempts fail to reduce the residual then the full Jacobian is recomputed. The algorithm also monitors the progress of the solution and returns an error if several steps fail to make any improvement,

**GSL\_ENOPROG**

the iteration is not making any progress, preventing the algorithm from continuing.

**GSL\_ENOPROGJ**

re-evaluations of the Jacobian indicate that the iteration is not making any progress, preventing the algorithm from continuing.

**gsl\_multiroot\_fdfsolver\_hybridj**

[Derivative Solver]

This algorithm is an unscaled version of **hybridsj**. The steps are controlled by a spherical trust region  $|x' - x| < \delta$ , instead of a generalized region. This can be useful if the generalized region estimated by **hybridsj** is inappropriate.

**gsl\_multiroot\_fdfsolver\_newton** [Derivative Solver]

Newton's Method is the standard root-polishing algorithm. The algorithm begins with an initial guess for the location of the solution. On each iteration a linear approximation to the function  $F$  is used to estimate the step which will zero all the components of the residual. The iteration is defined by the following sequence,

$$x \rightarrow x' = x - J^{-1}f(x)$$

where the Jacobian matrix  $J$  is computed from the derivative functions provided by  $f$ . The step  $dx$  is obtained by solving the linear system,

$$J dx = -f(x)$$

using LU decomposition.

**gsl\_multiroot\_fdfsolver\_gnewton** [Derivative Solver]

This is a modified version of Newton's method which attempts to improve global convergence by requiring every step to reduce the Euclidean norm of the residual,  $|f(x)|$ . If the Newton step leads to an increase in the norm then a reduced step of relative size,

$$t = (\sqrt{1 + 6r} - 1)/(3r)$$

is proposed, with  $r$  being the ratio of norms  $|f(x')|^2/|f(x)|^2$ . This procedure is repeated until a suitable step size is found.

## 34.7 Algorithms without Derivatives

The algorithms described in this section do not require any derivative information to be supplied by the user. Any derivatives needed are approximated by finite differences. Note that if the finite-differencing step size chosen by these routines is inappropriate, an explicit user-supplied numerical derivative can always be used with the algorithms described in the previous section.

**gsl\_multiroot\_fsolver\_hybrids** [Solver]

This is a version of the Hybrid algorithm which replaces calls to the Jacobian function by its finite difference approximation. The finite difference approximation is computed using `gsl_multiroots_fdjac` with a relative step size of `GSL_SQRT_DBL_EPSILON`. Note that this step size will not be suitable for all problems.

**gsl\_multiroot\_fsolver\_hybrid** [Solver]

This is a finite difference version of the Hybrid algorithm without internal scaling.

**gsl\_multiroot\_fsolver\_dnewton** [Solver]

The *discrete Newton algorithm* is the simplest method of solving a multidimensional system. It uses the Newton iteration

$$x \rightarrow x - J^{-1}f(x)$$

where the Jacobian matrix  $J$  is approximated by taking finite differences of the function  $f$ . The approximation scheme used by this implementation is,

$$J_{ij} = (f_i(x + \delta_j) - f_i(x))/\delta_j$$

where  $\delta_j$  is a step of size  $\sqrt{\epsilon}|x_j|$  with  $\epsilon$  being the machine precision ( $\epsilon \approx 2.22 \times 10^{-16}$ ). The order of convergence of Newton's algorithm is quadratic, but the finite differences require  $n^2$  function evaluations on each iteration. The algorithm may become unstable if the finite differences are not a good approximation to the true derivatives.

**gsl\_multiroot\_fsolver\_broyden** [Solver]

The *Broyden algorithm* is a version of the discrete Newton algorithm which attempts to avoid the expensive update of the Jacobian matrix on each iteration. The changes to the Jacobian are also approximated, using a rank-1 update,

$$J^{-1} \rightarrow J^{-1} - (J^{-1}df - dx)dx^T J^{-1} / dx^T J^{-1} df$$

where the vectors  $dx$  and  $df$  are the changes in  $x$  and  $f$ . On the first iteration the inverse Jacobian is estimated using finite differences, as in the discrete Newton algorithm.

This approximation gives a fast update but is unreliable if the changes are not small, and the estimate of the inverse Jacobian becomes worse as time passes. The algorithm has a tendency to become unstable unless it starts close to the root. The Jacobian is refreshed if this instability is detected (consult the source for details).

This algorithm is included only for demonstration purposes, and is not recommended for serious use.

## 34.8 Examples

The multidimensional solvers are used in a similar way to the one-dimensional root finding algorithms. This first example demonstrates the **hybrids** scaled-hybrid algorithm, which does not require derivatives. The program solves the Rosenbrock system of equations,

$$f_1(x, y) = a(1 - x), \quad f_2(x, y) = b(y - x^2)$$

with  $a = 1, b = 10$ . The solution of this system lies at  $(x, y) = (1, 1)$  in a narrow valley.

The first stage of the program is to define the system of equations,

```
#include <stdlib.h>
#include <stdio.h>
#include <gsl/gsl_vector.h>
#include <gsl/gsl_multiroots.h>

struct rparams
{
 double a;
 double b;
};

int
rosenbrock_f (const gsl_vector * x, void *params,
 gsl_vector * f)
{
 double a = ((struct rparams *) params)->a;
 double b = ((struct rparams *) params)->b;
```

```

 const double x0 = gsl_vector_get (x, 0);
 const double x1 = gsl_vector_get (x, 1);

 const double y0 = a * (1 - x0);
 const double y1 = b * (x1 - x0 * x0);

 gsl_vector_set (f, 0, y0);
 gsl_vector_set (f, 1, y1);

 return GSL_SUCCESS;
}

```

The main program begins by creating the function object `f`, with the arguments `(x,y)` and parameters `(a,b)`. The solver `s` is initialized to use this function, with the `hybrids` method.

```

int
main (void)
{
 const gsl_multiroot_fsolver_type *T;
 gsl_multiroot_fsolver *s;

 int status;
 size_t i, iter = 0;

 const size_t n = 2;
 struct rparams p = {1.0, 10.0};
 gsl_multiroot_function f = {&rosenbrock_f, n, &p};

 double x_init[2] = {-10.0, -5.0};
 gsl_vector *x = gsl_vector_alloc (n);

 gsl_vector_set (x, 0, x_init[0]);
 gsl_vector_set (x, 1, x_init[1]);

 T = gsl_multiroot_fsolver_hybrids;
 s = gsl_multiroot_fsolver_alloc (T, 2);
 gsl_multiroot_fsolver_set (s, &f, x);

 print_state (iter, s);

 do
 {
 iter++;
 status = gsl_multiroot_fsolver_iterate (s);

 print_state (iter, s);
 }
}

```

```

 if (status) /* check if solver is stuck */
 break;

 status =
 gsl_multiroot_test_residual (s->f, 1e-7);
 }
 while (status == GSL_CONTINUE && iter < 1000);

 printf ("status = %s\n", gsl_strerror (status));

 gsl_multiroot_fsolver_free (s);
 gsl_vector_free (x);
 return 0;
}

```

Note that it is important to check the return status of each solver step, in case the algorithm becomes stuck. If an error condition is detected, indicating that the algorithm cannot proceed, then the error can be reported to the user, a new starting point chosen or a different algorithm used.

The intermediate state of the solution is displayed by the following function. The solver state contains the vector `s->x` which is the current position, and the vector `s->f` with corresponding function values.

```

int
print_state (size_t iter, gsl_multiroot_fsolver * s)
{
 printf ("iter = %3u x = % .3f % .3f "
 "f(x) = % .3e % .3e\n",
 iter,
 gsl_vector_get (s->x, 0),
 gsl_vector_get (s->x, 1),
 gsl_vector_get (s->f, 0),
 gsl_vector_get (s->f, 1));
}

```

Here are the results of running the program. The algorithm is started at  $(-10, -5)$  far from the solution. Since the solution is hidden in a narrow valley the earliest steps follow the gradient of the function downhill, in an attempt to reduce the large value of the residual. Once the root has been approximately located, on iteration 8, the Newton behavior takes over and convergence is very rapid.

```

iter = 0 x = -10.000 -5.000 f(x) = 1.100e+01 -1.050e+03
iter = 1 x = -10.000 -5.000 f(x) = 1.100e+01 -1.050e+03
iter = 2 x = -3.976 24.827 f(x) = 4.976e+00 9.020e+01
iter = 3 x = -3.976 24.827 f(x) = 4.976e+00 9.020e+01
iter = 4 x = -3.976 24.827 f(x) = 4.976e+00 9.020e+01
iter = 5 x = -1.274 -5.680 f(x) = 2.274e+00 -7.302e+01
iter = 6 x = -1.274 -5.680 f(x) = 2.274e+00 -7.302e+01
iter = 7 x = 0.249 0.298 f(x) = 7.511e-01 2.359e+00
iter = 8 x = 0.249 0.298 f(x) = 7.511e-01 2.359e+00
iter = 9 x = 1.000 0.878 f(x) = 1.268e-10 -1.218e+00

```



```

iter = 10 x = 1.000 0.989 f(x) = 1.124e-11 -1.080e-01
iter = 11 x = 1.000 1.000 f(x) = 0.000e+00 0.000e+00
status = success

```

Note that the algorithm does not update the location on every iteration. Some iterations are used to adjust the trust-region parameter, after trying a step which was found to be divergent, or to recompute the Jacobian, when poor convergence behavior is detected.

The next example program adds derivative information, in order to accelerate the solution. There are two derivative functions `rosenbrock_df` and `rosenbrock_fdf`. The latter computes both the function and its derivative simultaneously. This allows the optimization of any common terms. For simplicity we substitute calls to the separate `f` and `df` functions at this point in the code below.

```

int
rosenbrock_df (const gsl_vector * x, void *params,
 gsl_matrix * J)
{
 const double a = ((struct rparams *) params)->a;
 const double b = ((struct rparams *) params)->b;

 const double x0 = gsl_vector_get (x, 0);

 const double df00 = -a;
 const double df01 = 0;
 const double df10 = -2 * b * x0;
 const double df11 = b;

 gsl_matrix_set (J, 0, 0, df00);
 gsl_matrix_set (J, 0, 1, df01);
 gsl_matrix_set (J, 1, 0, df10);
 gsl_matrix_set (J, 1, 1, df11);

 return GSL_SUCCESS;
}

int
rosenbrock_fdf (const gsl_vector * x, void *params,
 gsl_vector * f, gsl_matrix * J)
{
 rosenbrock_f (x, params, f);
 rosenbrock_df (x, params, J);

 return GSL_SUCCESS;
}

```

The main program now makes calls to the corresponding `fdfsolver` versions of the functions,

```

int
main (void)

```

```

{
 const gsl_multiroot_fdfsolver_type *T;
 gsl_multiroot_fdfsolver *s;

 int status;
 size_t i, iter = 0;

 const size_t n = 2;
 struct rparams p = {1.0, 10.0};
 gsl_multiroot_function_fdf f = {&rosenbrock_f,
 &rosenbrock_df,
 &rosenbrock_fdf,
 n, &p};

 double x_init[2] = {-10.0, -5.0};
 gsl_vector *x = gsl_vector_alloc (n);

 gsl_vector_set (x, 0, x_init[0]);
 gsl_vector_set (x, 1, x_init[1]);

 T = gsl_multiroot_fdfsolver_gnewton;
 s = gsl_multiroot_fdfsolver_alloc (T, n);
 gsl_multiroot_fdfsolver_set (s, &f, x);

 print_state (iter, s);

 do
 {
 iter++;

 status = gsl_multiroot_fdfsolver_iterate (s);

 print_state (iter, s);

 if (status)
 break;

 status = gsl_multiroot_test_residual (s->f, 1e-7);
 }
 while (status == GSL_CONTINUE && iter < 1000);

 printf ("status = %s\n", gsl_strerror (status));

 gsl_multiroot_fdfsolver_free (s);
 gsl_vector_free (x);
 return 0;
}

```

The addition of derivative information to the **hybrids** solver does not make any significant difference to its behavior, since it is able to approximate the Jacobian numerically with sufficient accuracy. To illustrate the behavior of a different derivative solver we switch to **gnewton**. This is a traditional Newton solver with the constraint that it scales back its step if the full step would lead “uphill”. Here is the output for the **gnewton** algorithm,

```

iter = 0 x = -10.000 -5.000 f(x) = 1.100e+01 -1.050e+03
iter = 1 x = -4.231 -65.317 f(x) = 5.231e+00 -8.321e+02
iter = 2 x = 1.000 -26.358 f(x) = -8.882e-16 -2.736e+02
iter = 3 x = 1.000 1.000 f(x) = -2.220e-16 -4.441e-15
status = success

```

The convergence is much more rapid, but takes a wide excursion out to the point  $(-4.23, -65.3)$ . This could cause the algorithm to go astray in a realistic application. The hybrid algorithm follows the downhill path to the solution more reliably.

## 34.9 References and Further Reading

The original version of the Hybrid method is described in the following articles by Powell, M.J.D. Powell, “A Hybrid Method for Nonlinear Equations” (Chap 6, p 87–114) and “A Fortran Subroutine for Solving systems of Nonlinear Algebraic Equations” (Chap 7, p 115–161), in *Numerical Methods for Nonlinear Algebraic Equations*, P. Rabinowitz, editor. Gordon and Breach, 1970.

The following papers are also relevant to the algorithms described in this section,

J.J. Moré, M.Y. Cosnard, “Numerical Solution of Nonlinear Equations”, *ACM Transactions on Mathematical Software*, Vol 5, No 1, (1979), p 64–85

C.G. Broyden, “A Class of Methods for Solving Nonlinear Simultaneous Equations”, *Mathematics of Computation*, Vol 19 (1965), p 577–593

J.J. Moré, B.S. Garbow, K.E. Hillstom, “Testing Unconstrained Optimization Software”, *ACM Transactions on Mathematical Software*, Vol 7, No 1 (1981), p 17–41

## 35 Multidimensional Minimization

This chapter describes routines for finding minima of arbitrary multidimensional functions. The library provides low level components for a variety of iterative minimizers and convergence tests. These can be combined by the user to achieve the desired solution, while providing full access to the intermediate steps of the algorithms. Each class of methods uses the same framework, so that you can switch between minimizers at runtime without needing to recompile your program. Each instance of a minimizer keeps track of its own state, allowing the minimizers to be used in multi-threaded programs. The minimization algorithms can be used to maximize a function by inverting its sign.

The header file `'gsl_multimin.h'` contains prototypes for the minimization functions and related declarations.

### 35.1 Overview

The problem of multidimensional minimization requires finding a point  $x$  such that the scalar function,

$$f(x_1, \dots, x_n)$$

takes a value which is lower than at any neighboring point. For smooth functions the gradient  $g = \nabla f$  vanishes at the minimum. In general there are no bracketing methods available for the minimization of  $n$ -dimensional functions. The algorithms proceed from an initial guess using a search algorithm which attempts to move in a downhill direction.

Algorithms making use of the gradient of the function perform a one-dimensional line minimisation along this direction until the lowest point is found to a suitable tolerance. The search direction is then updated with local information from the function and its derivatives, and the whole process repeated until the true  $n$ -dimensional minimum is found.

The Nelder-Mead Simplex algorithm applies a different strategy. It maintains  $n + 1$  trial parameter vectors as the vertices of a  $n$ -dimensional simplex. In each iteration step it tries to improve the worst vertex by a simple geometrical transformation until the size of the simplex falls below a given tolerance.

Both types of algorithms use a standard framework. The user provides a high-level driver for the algorithms, and the library provides the individual functions necessary for each of the steps. There are three main phases of the iteration. The steps are,

- initialize minimizer state,  $s$ , for algorithm  $T$
- update  $s$  using the iteration  $T$
- test  $s$  for convergence, and repeat iteration if necessary

Each iteration step consists either of an improvement to the line-minimisation in the current direction or an update to the search direction itself. The state for the minimizers is held in a `gsl_multimin_fdfminimizer` struct or a `gsl_multimin_fminimizer` struct.

### 35.2 Caveats

Note that the minimization algorithms can only search for one local minimum at a time. When there are several local minima in the search area, the first minimum to be found will be returned; however it is difficult to predict which of the minima this will be. In most

cases, no error will be reported if you try to find a local minimum in an area where there is more than one.

It is also important to note that the minimization algorithms find local minima; there is no way to determine whether a minimum is a global minimum of the function in question.

### 35.3 Initializing the Multidimensional Minimizer

The following function initializes a multidimensional minimizer. The minimizer itself depends only on the dimension of the problem and the algorithm and can be reused for different problems.

```
gsl_multimin_fdfminimizer * [Function]
 gsl_multimin_fdfminimizer_alloc (const
 gsl_multimin_fdfminimizer_type * T, size_t n)
```

```
gsl_multimin_fminimizer * gsl_multimin_fminimizer_alloc [Function]
 (const gsl_multimin_fminimizer_type * T, size_t n)
```

This function returns a pointer to a newly allocated instance of a minimizer of type *T* for an *n*-dimension function. If there is insufficient memory to create the minimizer then the function returns a null pointer and the error handler is invoked with an error code of `GSL_ENOMEM`.

```
int gsl_multimin_fdfminimizer_set (gsl_multimin_fdfminimizer * s, [Function]
 gsl_multimin_function_fdf * fdf, const gsl_vector * x, double step_size,
 double tol)
```

This function initializes the minimizer *s* to minimize the function *fdf* starting from the initial point *x*. The size of the first trial step is given by *step\_size*. The accuracy of the line minimization is specified by *tol*. The precise meaning of this parameter depends on the method used. Typically the line minimization is considered successful if the gradient of the function *g* is orthogonal to the current search direction *p* to a relative accuracy of *tol*, where  $p \cdot g < tol|p||g|$ . A *tol* value of 0.1 is suitable for most purposes, since line minimization only needs to be carried out approximately. Note that setting *tol* to zero will force the use of “exact” line-searches, which are extremely expensive.

```
int gsl_multimin_fminimizer_set (gsl_multimin_fminimizer * s, [Function]
 gsl_multimin_function * f, const gsl_vector * x, const gsl_vector * step_size)
```

This function initializes the minimizer *s* to minimize the function *f*, starting from the initial point *x*. The size of the initial trial steps is given in vector *step\_size*. The precise meaning of this parameter depends on the method used.

```
void gsl_multimin_fdfminimizer_free (gsl_multimin_fdfminimizer * [Function]
 s)
```

```
void gsl_multimin_fminimizer_free (gsl_multimin_fminimizer * s) [Function]
```

This function frees all the memory associated with the minimizer *s*.

```
const char * gsl_multimin_fdfminimizer_name (const [Function]
 gsl_multimin_fdfminimizer * s)
```

```
const char * gsl_multimin_fminimizer_name (const [Function]
 gsl_multimin_fminimizer * s)
```

This function returns a pointer to the name of the minimizer. For example,

```
printf ("s is a '%s' minimizer\n",
 gsl_multimin_fdfminimizer_name (s));
```

would print something like `s is a 'conjugate_pr' minimizer`.

## 35.4 Providing a function to minimize

You must provide a parametric function of  $n$  variables for the minimizers to operate on. You may also need to provide a routine which calculates the gradient of the function and a third routine which calculates both the function value and the gradient together. In order to allow for general parameters the functions are defined by the following data types:

**`gsl_multimin_function_fdf`** [Data Type]

This data type defines a general function of  $n$  variables with parameters and the corresponding gradient vector of derivatives,

```
double (* f) (const gsl_vector * x, void * params)
 this function should return the result $f(x, params)$ for argument x and
 parameters $params$.
```

```
void (* df) (const gsl_vector * x, void * params, gsl_vector * g)
 this function should store the n -dimensional gradient
 $g_i = \partial f(x, params) / \partial x_i$ in the vector g for argument x and
 parameters $params$, returning an appropriate error code if the function
 cannot be computed.
```

```
void (* fdf) (const gsl_vector * x, void * params, double * f, gsl_vector *
g)
```

This function should set the values of the  $f$  and  $g$  as above, for arguments  $x$  and parameters  $params$ . This function provides an optimization of the separate functions for  $f(x)$  and  $g(x)$ —it is always faster to compute the function and its derivative at the same time.

```
size_t n the dimension of the system, i.e. the number of components of the vectors
x.
```

```
void * params
 a pointer to the parameters of the function.
```

**`gsl_multimin_function`** [Data Type]

This data type defines a general function of  $n$  variables with parameters,

```
double (* f) (const gsl_vector * x, void * params)
 this function should return the result $f(x, params)$ for argument x and
 parameters $params$.
```

```
size_t n the dimension of the system, i.e. the number of components of the vectors
x.
```

```
void * params
 a pointer to the parameters of the function.
```

The following example function defines a simple two-dimensional paraboloid with five parameters,

```

/* Paraboloid centered on (p[0],p[1]), with
 scale factors (p[2],p[3]) and minimum p[4] */

double
my_f (const gsl_vector *v, void *params)
{
 double x, y;
 double *p = (double *)params;

 x = gsl_vector_get(v, 0);
 y = gsl_vector_get(v, 1);

 return p[2] * (x - p[0]) * (x - p[0]) +
 p[3] * (y - p[1]) * (y - p[1]) + p[4];
}

/* The gradient of f, df = (df/dx, df/dy). */
void
my_df (const gsl_vector *v, void *params,
 gsl_vector *df)
{
 double x, y;
 double *p = (double *)params;

 x = gsl_vector_get(v, 0);
 y = gsl_vector_get(v, 1);

 gsl_vector_set(df, 0, 2.0 * p[2] * (x - p[0]));
 gsl_vector_set(df, 1, 2.0 * p[3] * (y - p[1]));
}

/* Compute both f and df together. */
void
my_fdf (const gsl_vector *x, void *params,
 double *f, gsl_vector *df)
{
 *f = my_f(x, params);
 my_df(x, params, df);
}

```

The function can be initialized using the following code,

```

gsl_multimin_function_fdf my_func;

/* Paraboloid center at (1,2), scale factors (10, 20),
 minimum value 30 */
double p[5] = { 1.0, 2.0, 10.0, 20.0, 30.0 };

```

```

my_func.n = 2; /* number of function components */
my_func.f = &my_f;
my_func.df = &my_df;
my_func.fdf = &my_fdf;
my_func.params = (void *)p;

```

## 35.5 Iteration

The following function drives the iteration of each algorithm. The function performs one iteration to update the state of the minimizer. The same function works for all minimizers so that different methods can be substituted at runtime without modifications to the code.

```

int gsl_multimin_fdfminimizer_iterate [Function]
 (gsl_multimin_fdfminimizer * s)
int gsl_multimin_fminimizer_iterate (gsl_multimin_fminimizer * [Function]
 s)

```

These functions perform a single iteration of the minimizer *s*. If the iteration encounters an unexpected problem then an error code will be returned.

The minimizer maintains a current best estimate of the minimum at all times. This information can be accessed with the following auxiliary functions,

```

gsl_vector * gsl_multimin_fdfminimizer_x (const [Function]
 gsl_multimin_fdfminimizer * s)
gsl_vector * gsl_multimin_fminimizer_x (const [Function]
 gsl_multimin_fminimizer * s)
double gsl_multimin_fdfminimizer_minimum (const [Function]
 gsl_multimin_fdfminimizer * s)
double gsl_multimin_fminimizer_minimum (const [Function]
 gsl_multimin_fminimizer * s)
gsl_vector * gsl_multimin_fdfminimizer_gradient (const [Function]
 gsl_multimin_fdfminimizer * s)
double gsl_multimin_fminimizer_size (const [Function]
 gsl_multimin_fminimizer * s)

```

These functions return the current best estimate of the location of the minimum, the value of the function at that point, its gradient, and minimizer specific characteristic size for the minimizer *s*.

```

int gsl_multimin_fdfminimizer_restart [Function]
 (gsl_multimin_fdfminimizer * s)

```

This function resets the minimizer *s* to use the current point as a new starting point.

## 35.6 Stopping Criteria

A minimization procedure should stop when one of the following conditions is true:

- A minimum has been found to within the user-specified precision.
- A user-specified maximum number of iterations has been reached.
- An error has occurred.



The handling of these conditions is under user control. The functions below allow the user to test the precision of the current result.

**int gsl\_multimin\_test\_gradient** (*const gsl\_vector \* g, double epsabs*) [Function]

This function tests the norm of the gradient  $g$  against the absolute tolerance  $epsabs$ . The gradient of a multidimensional function goes to zero at a minimum. The test returns `GSL_SUCCESS` if the following condition is achieved,

$$|g| < epsabs$$

and returns `GSL_CONTINUE` otherwise. A suitable choice of  $epsabs$  can be made from the desired accuracy in the function for small variations in  $x$ . The relationship between these quantities is given by  $\delta f = g \delta x$ .

**int gsl\_multimin\_test\_size** (*const double size, double epsabs*) [Function]

This function tests the minimizer specific characteristic size (if applicable to the used minimizer) against absolute tolerance  $epsabs$ . The test returns `GSL_SUCCESS` if the size is smaller than tolerance, otherwise `GSL_CONTINUE` is returned.

## 35.7 Algorithms

There are several minimization methods available. The best choice of algorithm depends on the problem. All of the algorithms use the value of the function and its gradient at each evaluation point, except for the Simplex algorithm which uses function values only.

**gsl\_multimin\_fdfminimizer\_conjugate\_fr** [Minimizer]

This is the Fletcher-Reeves conjugate gradient algorithm. The conjugate gradient algorithm proceeds as a succession of line minimizations. The sequence of search directions is used to build up an approximation to the curvature of the function in the neighborhood of the minimum.

An initial search direction  $p$  is chosen using the gradient, and line minimization is carried out in that direction. The accuracy of the line minimization is specified by the parameter  $tol$ . The minimum along this line occurs when the function gradient  $g$  and the search direction  $p$  are orthogonal. The line minimization terminates when  $p \cdot g < tol|p||g|$ . The search direction is updated using the Fletcher-Reeves formula  $p' = g' - \beta g$  where  $\beta = -|g'|^2/|g|^2$ , and the line minimization is then repeated for the new search direction.

**gsl\_multimin\_fdfminimizer\_conjugate\_pr** [Minimizer]

This is the Polak-Ribiere conjugate gradient algorithm. It is similar to the Fletcher-Reeves method, differing only in the choice of the coefficient  $\beta$ . Both methods work well when the evaluation point is close enough to the minimum of the objective function that it is well approximated by a quadratic hypersurface.

**gsl\_multimin\_fdfminimizer\_vector\_bfgs2** [Minimizer]

**gsl\_multimin\_fdfminimizer\_vector\_bfgs** [Minimizer]

These methods use the vector Broyden-Fletcher-Goldfarb-Shanno (BFGS) algorithm. This is a quasi-Newton method which builds up an approximation to the second derivatives of the function  $f$  using the difference between successive gradient vectors.

By combining the first and second derivatives the algorithm is able to take Newton-type steps towards the function minimum, assuming quadratic behavior in that region. The **bfgs2** version of this minimizer is the most efficient version available, and is a faithful implementation of the line minimization scheme described in Fletcher's *Practical Methods of Optimization*, Algorithms 2.6.2 and 2.6.4. It supercedes the original **bfgs** routine and requires substantially fewer function and gradient evaluations. The user-supplied tolerance *tol* corresponds to the parameter  $\sigma$  used by Fletcher. A value of 0.1 is recommended for typical use (larger values correspond to less accurate line searches).

**gsl\_multimin\_fdfminimizer\_steepest\_descent** [Minimizer]

The steepest descent algorithm follows the downhill gradient of the function at each step. When a downhill step is successful the step-size is increased by a factor of two. If the downhill step leads to a higher function value then the algorithm backtracks and the step size is decreased using the parameter *tol*. A suitable value of *tol* for most applications is 0.1. The steepest descent method is inefficient and is included only for demonstration purposes.

**gsl\_multimin\_fminimizer\_nmsimplex** [Minimizer]

This is the Simplex algorithm of Nelder and Mead. It constructs  $n$  vectors  $p_i$  from the starting vector  $x$  and the vector *step\_size* as follows:

$$\begin{aligned} p_0 &= (x_0, x_1, \dots, x_n) \\ p_1 &= (x_0 + \text{step\_size}_0, x_1, \dots, x_n) \\ p_2 &= (x_0, x_1 + \text{step\_size}_1, \dots, x_n) \\ &\dots = \dots \\ p_n &= (x_0, x_1, \dots, x_n + \text{step\_size}_n) \end{aligned}$$

These vectors form the  $n + 1$  vertices of a simplex in  $n$  dimensions. On each iteration the algorithm tries to improve the parameter vector  $p_i$  corresponding to the highest function value by simple geometrical transformations. These are reflection, reflection followed by expansion, contraction and multiple contraction. Using these transformations the simplex moves through the parameter space towards the minimum, where it contracts itself.

After each iteration, the best vertex is returned. Note, that due to the nature of the algorithm not every step improves the current best parameter vector. Usually several iterations are required.

The routine calculates the minimizer specific characteristic size as the average distance from the geometrical center of the simplex to all its vertices. This size can be used as a stopping criteria, as the simplex contracts itself near the minimum. The size is returned by the function **gsl\_multimin\_fminimizer\_size**.

## 35.8 Examples

This example program finds the minimum of the paraboloid function defined earlier. The location of the minimum is offset from the origin in  $x$  and  $y$ , and the function value at the minimum is non-zero. The main program is given below, it requires the example function given earlier in this chapter.

```

int
main (void)
{
 size_t iter = 0;
 int status;

 const gsl_multimin_fdfminimizer_type *T;
 gsl_multimin_fdfminimizer *s;

 /* Position of the minimum (1,2), scale factors
 10,20, height 30. */
 double par[5] = { 1.0, 2.0, 10.0, 20.0, 30.0 };

 gsl_vector *x;
 gsl_multimin_function_fdf my_func;

 my_func.n = 2;
 my_func.f = &my_f;
 my_func.df = &my_df;
 my_func.fdf = &my_fdf;
 my_func.params = ∥

 /* Starting point, x = (5,7) */
 x = gsl_vector_alloc (2);
 gsl_vector_set (x, 0, 5.0);
 gsl_vector_set (x, 1, 7.0);

 T = gsl_multimin_fdfminimizer_conjugate_fr;
 s = gsl_multimin_fdfminimizer_alloc (T, 2);

 gsl_multimin_fdfminimizer_set (s, &my_func, x, 0.01, 1e-4);

 do
 {
 iter++;
 status = gsl_multimin_fdfminimizer_iterate (s);

 if (status)
 break;

 status = gsl_multimin_test_gradient (s->gradient, 1e-3);

 if (status == GSL_SUCCESS)
 printf ("Minimum found at:\n");

 printf ("%5d %.5f %.5f %10.5f\n", iter,
 gsl_vector_get (s->x, 0),
 gsl_vector_get (s->x, 1),
 s->f);

 }
 while (status == GSL_CONTINUE && iter < 100);

 gsl_multimin_fdfminimizer_free (s);
 gsl_vector_free (x);

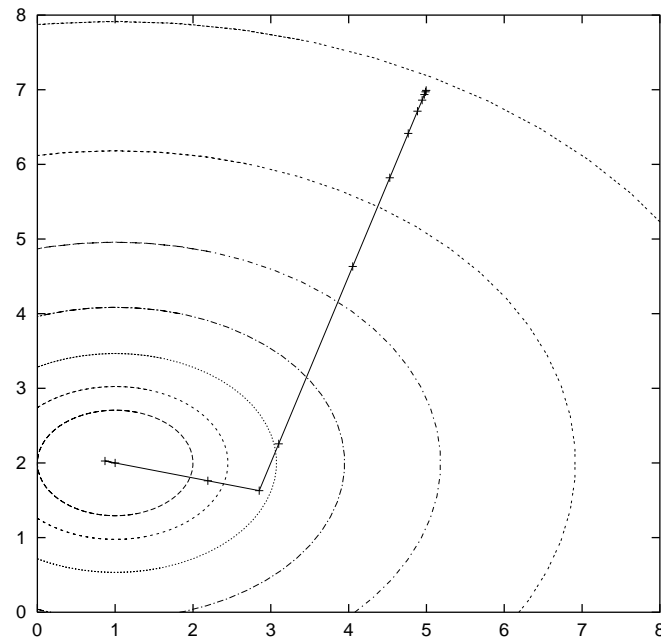
 return 0;
}

```

The initial step-size is chosen as 0.01, a conservative estimate in this case, and the line minimization parameter is set at 0.0001. The program terminates when the norm of the gradient has been reduced below 0.001. The output of the program is shown below,

|                   | x       | y       | f         |
|-------------------|---------|---------|-----------|
| 1                 | 4.99629 | 6.99072 | 687.84780 |
| 2                 | 4.98886 | 6.97215 | 683.55456 |
| 3                 | 4.97400 | 6.93501 | 675.01278 |
| 4                 | 4.94429 | 6.86073 | 658.10798 |
| 5                 | 4.88487 | 6.71217 | 625.01340 |
| 6                 | 4.76602 | 6.41506 | 561.68440 |
| 7                 | 4.52833 | 5.82083 | 446.46694 |
| 8                 | 4.05295 | 4.63238 | 261.79422 |
| 9                 | 3.10219 | 2.25548 | 75.49762  |
| 10                | 2.85185 | 1.62963 | 67.03704  |
| 11                | 2.19088 | 1.76182 | 45.31640  |
| 12                | 0.86892 | 2.02622 | 30.18555  |
| Minimum found at: |         |         |           |
| 13                | 1.00000 | 2.00000 | 30.00000  |

Note that the algorithm gradually increases the step size as it successfully moves downhill, as can be seen by plotting the successive points.



The conjugate gradient algorithm finds the minimum on its second direction because the function is purely quadratic. Additional iterations would be needed for a more complicated function.

Here is another example using the Nelder-Mead Simplex algorithm to minimize the same example object function, as above.

int

```

main(void)
{
 double par[5] = {1.0, 2.0, 10.0, 20.0, 30.0};

 const gsl_multimin_fminimizer_type *T =
 gsl_multimin_fminimizer_nmsimplex;
 gsl_multimin_fminimizer *s = NULL;
 gsl_vector *ss, *x;
 gsl_multimin_function minex_func;

 size_t iter = 0;
 int status;
 double size;

 /* Starting point */
 x = gsl_vector_alloc (2);
 gsl_vector_set (x, 0, 5.0);
 gsl_vector_set (x, 1, 7.0);

 /* Set initial step sizes to 1 */
 ss = gsl_vector_alloc (2);
 gsl_vector_set_all (ss, 1.0);

 /* Initialize method and iterate */
 minex_func.n = 2;
 minex_func.f = &my_f;
 minex_func.params = (void *)∥

 s = gsl_multimin_fminimizer_alloc (T, 2);
 gsl_multimin_fminimizer_set (s, &minex_func, x, ss);

 do
 {
 iter++;
 status = gsl_multimin_fminimizer_iterate(s);

 if (status)
 break;

 size = gsl_multimin_fminimizer_size (s);
 status = gsl_multimin_test_size (size, 1e-2);

 if (status == GSL_SUCCESS)
 {
 printf ("converged to minimum at\n");
 }

 printf ("%5d %10.3e %10.3ef f() = %7.3f size = %.3f\n",
 iter,
 gsl_vector_get (s->x, 0),
 gsl_vector_get (s->x, 1),
 s->fval, size);
 }
 while (status == GSL_CONTINUE && iter < 100);

 gsl_vector_free(x);
 gsl_vector_free(ss);
 gsl_multimin_fminimizer_free (s);
}

```

```

 return status;
}

```

The minimum search stops when the Simplex size drops to 0.01. The output is shown below.

```

 1 6.500e+00 5.000e+00 f() = 512.500 size = 1.082
 2 5.250e+00 4.000e+00 f() = 290.625 size = 1.372
 3 5.250e+00 4.000e+00 f() = 290.625 size = 1.372
 4 5.500e+00 1.000e+00 f() = 252.500 size = 1.372
 5 2.625e+00 3.500e+00 f() = 101.406 size = 1.823
 6 3.469e+00 1.375e+00 f() = 98.760 size = 1.526
 7 1.820e+00 3.156e+00 f() = 63.467 size = 1.105
 8 1.820e+00 3.156e+00 f() = 63.467 size = 1.105
 9 1.016e+00 2.812e+00 f() = 43.206 size = 1.105
10 2.041e+00 2.008e+00 f() = 40.838 size = 0.645
11 1.236e+00 1.664e+00 f() = 32.816 size = 0.645
12 1.236e+00 1.664e+00 f() = 32.816 size = 0.447
13 5.225e-01 1.980e+00 f() = 32.288 size = 0.447
14 1.103e+00 2.073e+00 f() = 30.214 size = 0.345
15 1.103e+00 2.073e+00 f() = 30.214 size = 0.264
16 1.103e+00 2.073e+00 f() = 30.214 size = 0.160
17 9.864e-01 1.934e+00 f() = 30.090 size = 0.132
18 9.190e-01 1.987e+00 f() = 30.069 size = 0.092
19 1.028e+00 2.017e+00 f() = 30.013 size = 0.056
20 1.028e+00 2.017e+00 f() = 30.013 size = 0.046
21 1.028e+00 2.017e+00 f() = 30.013 size = 0.033
22 9.874e-01 1.985e+00 f() = 30.006 size = 0.028
23 9.846e-01 1.995e+00 f() = 30.003 size = 0.023
24 1.007e+00 2.003e+00 f() = 30.001 size = 0.012
converged to minimum at
25 1.007e+00 2.003e+00 f() = 30.001 size = 0.010

```

The simplex size first increases, while the simplex moves towards the minimum. After a while the size begins to decrease as the simplex contracts around the minimum.

## 35.9 References and Further Reading

The conjugate gradient and BFGS methods are described in detail in the following book,

R. Fletcher, *Practical Methods of Optimization (Second Edition)* Wiley (1987), ISBN 0471915475.

A brief description of multidimensional minimization algorithms and more recent references can be found in,

C.W. Ueberhuber, *Numerical Computation (Volume 2)*, Chapter 14, Section 4.4 “Minimization Methods”, p. 325–335, Springer (1997), ISBN 3-540-62057-5.

The simplex algorithm is described in the following paper,

J.A. Nelder and R. Mead, *A simplex method for function minimization*, Computer Journal vol. 7 (1965), 308–315.

## 36 Least-Squares Fitting

This chapter describes routines for performing least squares fits to experimental data using linear combinations of functions. The data may be weighted or unweighted, i.e. with known or unknown errors. For weighted data the functions compute the best fit parameters and their associated covariance matrix. For unweighted data the covariance matrix is estimated from the scatter of the points, giving a variance-covariance matrix.

The functions are divided into separate versions for simple one- or two-parameter regression and multiple-parameter fits. The functions are declared in the header file `'gsl_fit.h'`.

### 36.1 Overview

Least-squares fits are found by minimizing  $\chi^2$  (chi-squared), the weighted sum of squared residuals over  $n$  experimental datapoints  $(x_i, y_i)$  for the model  $Y(c, x)$ ,

$$\chi^2 = \sum_i w_i (y_i - Y(c, x_i))^2$$

The  $p$  parameters of the model are  $c = \{c_0, c_1, \dots\}$ . The weight factors  $w_i$  are given by  $w_i = 1/\sigma_i^2$ , where  $\sigma_i$  is the experimental error on the data-point  $y_i$ . The errors are assumed to be gaussian and uncorrelated. For unweighted data the chi-squared sum is computed without any weight factors.

The fitting routines return the best-fit parameters  $c$  and their  $p \times p$  covariance matrix. The covariance matrix measures the statistical errors on the best-fit parameters resulting from the errors on the data,  $\sigma_i$ , and is defined as  $C_{ab} = \langle \delta c_a \delta c_b \rangle$  where  $\langle \rangle$  denotes an average over the gaussian error distributions of the underlying datapoints.

The covariance matrix is calculated by error propagation from the data errors  $\sigma_i$ . The change in a fitted parameter  $\delta c_a$  caused by a small change in the data  $\delta y_i$  is given by

$$\delta c_a = \sum_i \frac{\partial c_a}{\partial y_i} \delta y_i$$

allowing the covariance matrix to be written in terms of the errors on the data,

$$C_{ab} = \sum_{i,j} \frac{\partial c_a}{\partial y_i} \frac{\partial c_b}{\partial y_j} \langle \delta y_i \delta y_j \rangle$$

For uncorrelated data the fluctuations of the underlying datapoints satisfy  $\langle \delta y_i \delta y_j \rangle = \sigma_i^2 \delta_{ij}$ , giving a corresponding parameter covariance matrix of

$$C_{ab} = \sum_i \frac{1}{w_i} \frac{\partial c_a}{\partial y_i} \frac{\partial c_b}{\partial y_i}$$

When computing the covariance matrix for unweighted data, i.e. data with unknown errors, the weight factors  $w_i$  in this sum are replaced by the single estimate  $w = 1/\sigma^2$ , where  $\sigma^2$  is the computed variance of the residuals about the best-fit model,  $\sigma^2 = \sum (y_i - Y(c, x_i))^2 / (n - p)$ . This is referred to as the *variance-covariance matrix*.

The standard deviations of the best-fit parameters are given by the square root of the corresponding diagonal elements of the covariance matrix,  $\sigma_{c_a} = \sqrt{C_{aa}}$ . The correlation coefficient of the fit parameters  $c_a$  and  $c_b$  is given by  $\rho_{ab} = C_{ab} / \sqrt{C_{aa} C_{bb}}$ .

## 36.2 Linear regression

The functions described in this section can be used to perform least-squares fits to a straight line model,  $Y(c, x) = c_0 + c_1x$ .

```
int gsl_fit_linear (const double * x, const size_t xstride, const [Function]
 double * y, const size_t ystride, size_t n, double * c0, double * c1, double *
 cov00, double * cov01, double * cov11, double * sumsq)
```

This function computes the best-fit linear regression coefficients ( $c_0, c_1$ ) of the model  $Y = c_0 + c_1X$  for the dataset  $(x, y)$ , two vectors of length  $n$  with strides  $xstride$  and  $ystride$ . The errors on  $y$  are assumed unknown so the variance-covariance matrix for the parameters ( $c_0, c_1$ ) is estimated from the scatter of the points around the best-fit line and returned via the parameters ( $cov00, cov01, cov11$ ). The sum of squares of the residuals from the best-fit line is returned in  $sumsq$ . Note: the correlation coefficient of the data can be computed using `gsl_stats_correlation` (see Section 20.6 [Correlation], page 250), it does not depend on the fit.

```
int gsl_fit_wlinear (const double * x, const size_t xstride, const [Function]
 double * w, const size_t wstride, const double * y, const size_t ystride,
 size_t n, double * c0, double * c1, double * cov00, double * cov01, double *
 cov11, double * chisq)
```

This function computes the best-fit linear regression coefficients ( $c_0, c_1$ ) of the model  $Y = c_0 + c_1X$  for the weighted dataset  $(x, y)$ , two vectors of length  $n$  with strides  $xstride$  and  $ystride$ . The vector  $w$ , of length  $n$  and stride  $wstride$ , specifies the weight of each datapoint. The weight is the reciprocal of the variance for each datapoint in  $y$ .

The covariance matrix for the parameters ( $c_0, c_1$ ) is computed using the weights and returned via the parameters ( $cov00, cov01, cov11$ ). The weighted sum of squares of the residuals from the best-fit line,  $\chi^2$ , is returned in  $chisq$ .

```
int gsl_fit_linear_est (double x, double c0, double c1, double [Function]
 cov00, double cov01, double cov11, double * y, double * y_err)
```

This function uses the best-fit linear regression coefficients  $c_0, c_1$  and their covariance  $cov00, cov01, cov11$  to compute the fitted function  $y$  and its standard deviation  $y\_err$  for the model  $Y = c_0 + c_1X$  at the point  $x$ .

## 36.3 Linear fitting without a constant term

The functions described in this section can be used to perform least-squares fits to a straight line model without a constant term,  $Y = c_1X$ .

```
int gsl_fit_mul (const double * x, const size_t xstride, const double * [Function]
 y, const size_t ystride, size_t n, double * c1, double * cov11, double *
 sumsq)
```

This function computes the best-fit linear regression coefficient  $c_1$  of the model  $Y = c_1X$  for the datasets  $(x, y)$ , two vectors of length  $n$  with strides  $xstride$  and  $ystride$ . The errors on  $y$  are assumed unknown so the variance of the parameter  $c_1$  is estimated from the scatter of the points around the best-fit line and returned via the parameter  $cov11$ . The sum of squares of the residuals from the best-fit line is returned in  $sumsq$ .



```
int gsl_fit_wmul (const double * x, const size_t xstride, const double [Function]
 * w, const size_t wstride, const double * y, const size_t ystride, size_t n,
 double * c1, double * cov11, double * sumsq)
```

This function computes the best-fit linear regression coefficient  $c1$  of the model  $Y = c_1 X$  for the weighted datasets  $(x, y)$ , two vectors of length  $n$  with strides  $xstride$  and  $ystride$ . The vector  $w$ , of length  $n$  and stride  $wstride$ , specifies the weight of each datapoint. The weight is the reciprocal of the variance for each datapoint in  $y$ .

The variance of the parameter  $c1$  is computed using the weights and returned via the parameter  $cov11$ . The weighted sum of squares of the residuals from the best-fit line,  $\chi^2$ , is returned in  $chisq$ .

```
int gsl_fit_mul_est (double x, double c1, double cov11, double * y, [Function]
 double * y_err)
```

This function uses the best-fit linear regression coefficient  $c1$  and its covariance  $cov11$  to compute the fitted function  $y$  and its standard deviation  $y\_err$  for the model  $Y = c_1 X$  at the point  $x$ .

## 36.4 Multi-parameter fitting

The functions described in this section perform least-squares fits to a general linear model,  $y = Xc$  where  $y$  is a vector of  $n$  observations,  $X$  is an  $n$  by  $p$  matrix of predictor variables, and the elements of the vector  $c$  are the  $p$  unknown best-fit parameters which are to be estimated. The chi-squared value is given by  $\chi^2 = \sum_i w_i (y_i - \sum_j X_{ij} c_j)^2$ .

This formulation can be used for fits to any number of functions and/or variables by preparing the  $n$ -by- $p$  matrix  $X$  appropriately. For example, to fit to a  $p$ -th order polynomial in  $x$ , use the following matrix,

$$X_{ij} = x_i^j$$

where the index  $i$  runs over the observations and the index  $j$  runs from 0 to  $p - 1$ .

To fit to a set of  $p$  sinusoidal functions with fixed frequencies  $\omega_1, \omega_2, \dots, \omega_p$ , use,

$$X_{ij} = \sin(\omega_j x_i)$$

To fit to  $p$  independent variables  $x_1, x_2, \dots, x_p$ , use,

$$X_{ij} = x_j(i)$$

where  $x_j(i)$  is the  $i$ -th value of the predictor variable  $x_j$ .

The functions described in this section are declared in the header file ‘`gsl_multifit.h`’.

The solution of the general linear least-squares system requires an additional working space for intermediate results, such as the singular value decomposition of the matrix  $X$ .

```
gsl_multifit_linear_workspace * gsl_multifit_linear_alloc [Function]
(size_t n, size_t p)
```

This function allocates a workspace for fitting a model to  $n$  observations using  $p$  parameters.

```
void gsl_multifit_linear_free (gsl_multifit_linear_workspace * [Function]
work)
```

This function frees the memory associated with the workspace  $w$ .

```
int gsl_multifit_linear (const gsl_matrix * X, const gsl_vector * y, [Function]
 gsl_vector * c, gsl_matrix * cov, double * chisq, gsl_multifit_linear_workspace
 * work)
int gsl_multifit_linear_svd (const gsl_matrix * X, const gsl_vector * [Function]
 y, double tol, size_t * rank, gsl_vector * c, gsl_matrix * cov, double * chisq,
 gsl_multifit_linear_workspace * work)
```

These functions compute the best-fit parameters  $c$  of the model  $y = Xc$  for the observations  $y$  and the matrix of predictor variables  $X$ . The variance-covariance matrix of the model parameters  $cov$  is estimated from the scatter of the observations about the best-fit. The sum of squares of the residuals from the best-fit,  $\chi^2$ , is returned in *chisq*.

The best-fit is found by singular value decomposition of the matrix  $X$  using the pre-allocated workspace provided in *work*. The modified Golub-Reinsch SVD algorithm is used, with column scaling to improve the accuracy of the singular values. Any components which have zero singular value (to machine precision) are discarded from the fit. In the second form of the function the components are discarded if the ratio of singular values  $s_i/s_0$  falls below the user-specified tolerance *tol*, and the effective rank is returned in *rank*.

```
int gsl_multifit_wlinear (const gsl_matrix * X, const gsl_vector * w, [Function]
 const gsl_vector * y, gsl_vector * c, gsl_matrix * cov, double * chisq,
 gsl_multifit_linear_workspace * work)
int gsl_multifit_wlinear_svd (const gsl_matrix * X, const gsl_vector [Function]
 * w, const gsl_vector * y, double tol, size_t * rank, gsl_vector * c, gsl_matrix *
 cov, double * chisq, gsl_multifit_linear_workspace * work)
```

This function computes the best-fit parameters  $c$  of the weighted model  $y = Xc$  for the observations  $y$  with weights  $w$  and the matrix of predictor variables  $X$ . The covariance matrix of the model parameters  $cov$  is computed with the given weights. The weighted sum of squares of the residuals from the best-fit,  $\chi^2$ , is returned in *chisq*.

The best-fit is found by singular value decomposition of the matrix  $X$  using the preallocated workspace provided in *work*. Any components which have zero singular value (to machine precision) are discarded from the fit. In the second form of the function the components are discarded if the ratio of singular values  $s_i/s_0$  falls below the user-specified tolerance *tol*, and the effective rank is returned in *rank*.

```
int gsl_multifit_linear_est (const gsl_vector * x, const gsl_vector * [Function]
 c, const gsl_matrix * cov, double * y, double * y_err)
```

This function uses the best-fit multilinear regression coefficients  $c$  and their covariance matrix  $cov$  to compute the fitted function value  $y$  and its standard deviation  $y\_err$  for the model  $y = x.c$  at the point  $x$ .

## 36.5 Examples

The following program computes a least squares straight-line fit to a simple dataset, and outputs the best-fit line and its associated one standard-deviation error bars.

```
#include <stdio.h>
```

```

#include <gsl/gsl_fit.h>

int
main (void)
{
 int i, n = 4;
 double x[4] = { 1970, 1980, 1990, 2000 };
 double y[4] = { 12, 11, 14, 13 };
 double w[4] = { 0.1, 0.2, 0.3, 0.4 };

 double c0, c1, cov00, cov01, cov11, chisq;

 gsl_fit_wlinear (x, 1, w, 1, y, 1, n,
 &c0, &c1, &cov00, &cov01, &cov11,
 &chisq);

 printf ("# best fit: Y = %g + %g X\n", c0, c1);
 printf ("# covariance matrix:\n");
 printf ("# [%g, %g\n# %g, %g]\n",
 cov00, cov01, cov01, cov11);
 printf ("# chisq = %g\n", chisq);

 for (i = 0; i < n; i++)
 printf ("data: %g %g %g\n",
 x[i], y[i], 1/sqrt(w[i]));

 printf ("\n");

 for (i = -30; i < 130; i++)
 {
 double xf = x[0] + (i/100.0) * (x[n-1] - x[0]);
 double yf, yf_err;

 gsl_fit_linear_est (xf,
 c0, c1,
 cov00, cov01, cov11,
 &yf, &yf_err);

 printf ("fit: %g %g\n", xf, yf);
 printf ("hi : %g %g\n", xf, yf + yf_err);
 printf ("lo : %g %g\n", xf, yf - yf_err);
 }
 return 0;
}

```

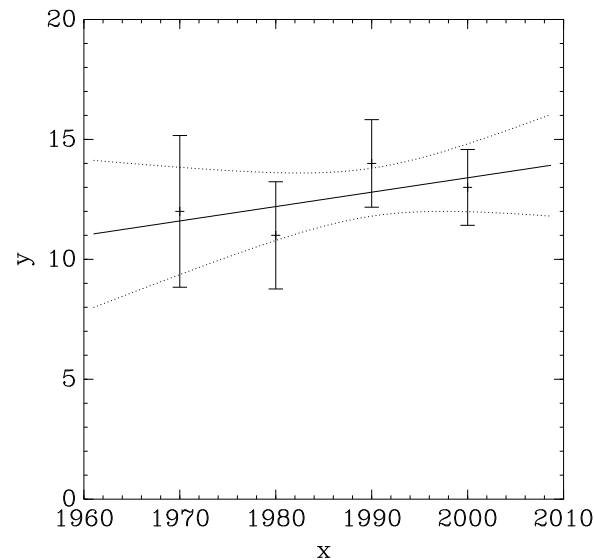
The following commands extract the data from the output of the program and display it using the GNU plotutils **graph** utility,

```

$./demo > tmp
$ more tmp
best fit: Y = -106.6 + 0.06 X
covariance matrix:
[39602, -19.9
-19.9, 0.01]
chisq = 0.8

$ for n in data fit hi lo ;
do
 grep "^$n" tmp | cut -d: -f2 > $n ;
done
$ graph -T X -X x -Y y -y 0 20 -m 0 -S 2 -Ie data
 -S 0 -I a -m 1 fit -m 2 hi -m 2 lo

```



The next program performs a quadratic fit  $y = c_0 + c_1x + c_2x^2$  to a weighted dataset using the generalised linear fitting function `gsl_multifit_wlinear`. The model matrix  $X$  for a quadratic fit is given by,

$$X = \begin{pmatrix} 1 & x_0 & x_0^2 \\ 1 & x_1 & x_1^2 \\ 1 & x_2 & x_2^2 \\ \dots & \dots & \dots \end{pmatrix}$$

where the column of ones corresponds to the constant term  $c_0$ . The two remaining columns corresponds to the terms  $c_1x$  and  $c_2x^2$ .

The program reads  $n$  lines of data in the format  $(x, y, err)$  where  $err$  is the error (standard deviation) in the value  $y$ .

```

#include <stdio.h>
#include <gsl/gsl_multifit.h>

int

```

```

main (int argc, char **argv)
{
 int i, n;
 double xi, yi, ei, chisq;
 gsl_matrix *X, *cov;
 gsl_vector *y, *w, *c;

 if (argc != 2)
 {
 fprintf (stderr, "usage: fit n < data\n");
 exit (-1);
 }

 n = atoi (argv[1]);

 X = gsl_matrix_alloc (n, 3);
 y = gsl_vector_alloc (n);
 w = gsl_vector_alloc (n);

 c = gsl_vector_alloc (3);
 cov = gsl_matrix_alloc (3, 3);

 for (i = 0; i < n; i++)
 {
 int count = fscanf (stdin, "%lg %lg %lg",
 &xi, &yi, &ei);

 if (count != 3)
 {
 fprintf (stderr, "error reading file\n");
 exit (-1);
 }

 printf ("%g %g +/- %g\n", xi, yi, ei);

 gsl_matrix_set (X, i, 0, 1.0);
 gsl_matrix_set (X, i, 1, xi);
 gsl_matrix_set (X, i, 2, xi*xi);

 gsl_vector_set (y, i, yi);
 gsl_vector_set (w, i, 1.0/(ei*ei));
 }

 {
 gsl_multifit_linear_workspace * work
 = gsl_multifit_linear_alloc (n, 3);
 gsl_multifit_wlinear (X, w, y, c, cov,

```

```

 &chisq, work);
 gsl_multifit_linear_free (work);
}

#define C(i) (gsl_vector_get(c,(i)))
#define COV(i,j) (gsl_matrix_get(cov,(i),(j)))

{
 printf ("# best fit: Y = %g + %g X + %g X^2\n",
 C(0), C(1), C(2));

 printf ("# covariance matrix:\n");
 printf ("[%.5e, %.5e, %.5e \n",
 COV(0,0), COV(0,1), COV(0,2));
 printf (" %.5e, %.5e, %.5e \n",
 COV(1,0), COV(1,1), COV(1,2));
 printf (" %.5e, %.5e, %.5e]\n",
 COV(2,0), COV(2,1), COV(2,2));
 printf ("# chisq = %g\n", chisq);
}

gsl_matrix_free (X);
gsl_vector_free (y);
gsl_vector_free (w);
gsl_vector_free (c);
gsl_matrix_free (cov);

return 0;
}

```

A suitable set of data for fitting can be generated using the following program. It outputs a set of points with gaussian errors from the curve  $y = e^x$  in the region  $0 < x < 2$ .

```

#include <stdio.h>
#include <math.h>
#include <gsl/gsl_randist.h>

int
main (void)
{
 double x;
 const gsl_rng_type * T;
 gsl_rng * r;

 gsl_rng_env_setup ();

 T = gsl_rng_default;
 r = gsl_rng_alloc (T);

```

```

for (x = 0.1; x < 2; x+= 0.1)
{
 double y0 = exp (x);
 double sigma = 0.1 * y0;
 double dy = gsl_ran_gaussian (r, sigma);

 printf ("%g %g %g\n", x, y0 + dy, sigma);
}

gsl_rng_free(r);

return 0;
}

```

The data can be prepared by running the resulting executable program,

```

$./generate > exp.dat
$ more exp.dat
0.1 0.97935 0.110517
0.2 1.3359 0.12214
0.3 1.52573 0.134986
0.4 1.60318 0.149182
0.5 1.81731 0.164872
0.6 1.92475 0.182212
....

```

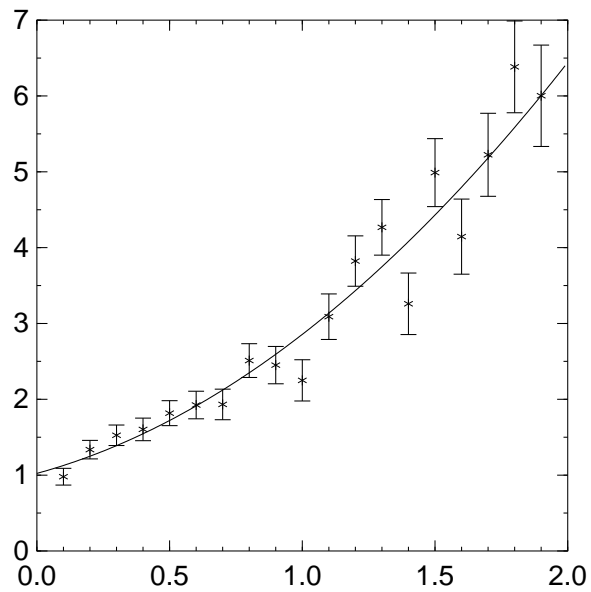
To fit the data use the previous program, with the number of data points given as the first argument. In this case there are 19 data points.

```

$./fit 19 < exp.dat
0.1 0.97935 +/- 0.110517
0.2 1.3359 +/- 0.12214
...
best fit: Y = 1.02318 + 0.956201 X + 0.876796 X^2
covariance matrix:
[+1.25612e-02, -3.64387e-02, +1.94389e-02
 -3.64387e-02, +1.42339e-01, -8.48761e-02
 +1.94389e-02, -8.48761e-02, +5.60243e-02]
chisq = 23.0987

```

The parameters of the quadratic fit match the coefficients of the expansion of  $e^x$ , taking into account the errors on the parameters and the  $O(x^3)$  difference between the exponential and quadratic functions for the larger values of  $x$ . The errors on the parameters are given by the square-root of the corresponding diagonal elements of the covariance matrix. The chi-squared per degree of freedom is 1.4, indicating a reasonable fit to the data.



## 36.6 References and Further Reading

A summary of formulas and techniques for least squares fitting can be found in the “Statistics” chapter of the Annual Review of Particle Physics prepared by the Particle Data Group,

*Review of Particle Properties*, R.M. Barnett et al., Physical Review D54, 1 (1996)  
<http://pdg.lbl.gov/>

The Review of Particle Physics is available online at the website given above.

The tests used to prepare these routines are based on the NIST Statistical Reference Datasets. The datasets and their documentation are available from NIST at the following website,

<http://www.nist.gov/itl/div898/strd/index.html>.



## 37 Nonlinear Least-Squares Fitting

This chapter describes functions for multidimensional nonlinear least-squares fitting. The library provides low level components for a variety of iterative solvers and convergence tests. These can be combined by the user to achieve the desired solution, with full access to the intermediate steps of the iteration. Each class of methods uses the same framework, so that you can switch between solvers at runtime without needing to recompile your program. Each instance of a solver keeps track of its own state, allowing the solvers to be used in multi-threaded programs.

The header file ‘`gsl_multifit_nlin.h`’ contains prototypes for the multidimensional nonlinear fitting functions and related declarations.

### 37.1 Overview

The problem of multidimensional nonlinear least-squares fitting requires the minimization of the squared residuals of  $n$  functions,  $f_i$ , in  $p$  parameters,  $x_i$ ,

$$\Phi(x) = \frac{1}{2} \|F(x)\|^2 = \frac{1}{2} \sum_{i=1}^n f_i(x_1, \dots, x_p)^2$$

All algorithms proceed from an initial guess using the linearization,

$$\psi(p) = \|F(x + p)\| \approx \|F(x) + Jp\|$$

where  $x$  is the initial point,  $p$  is the proposed step and  $J$  is the Jacobian matrix  $J_{ij} = \partial f_i / \partial x_j$ . Additional strategies are used to enlarge the region of convergence. These include requiring a decrease in the norm  $\|F\|$  on each step or using a trust region to avoid steps which fall outside the linear regime.

To perform a weighted least-squares fit of a nonlinear model  $Y(x, t)$  to data  $(t_i, y_i)$  with independent gaussian errors  $\sigma_i$ , use function components of the following form,

$$f_i = \frac{(Y(x, t_i) - y_i)}{\sigma_i}$$

Note that the model parameters are denoted by  $x$  in this chapter since the non-linear least-squares algorithms are described geometrically (i.e. finding the minimum of a surface). The independent variable of any data to be fitted is denoted by  $t$ .

With the definition above the Jacobian is  $J_{ij} = (1/\sigma_i) \partial Y_i / \partial x_j$ , where  $Y_i = Y(x, t_i)$ .

### 37.2 Initializing the Solver

`gsl_multifit_fsolver * gsl_multifit_fsolver_alloc (const [Function]  
gsl_multifit_fsolver_type *  $T$ , size_t  $n$ , size_t  $p$ )`

This function returns a pointer to a newly allocated instance of a solver of type  $T$  for  $n$  observations and  $p$  parameters. The number of observations  $n$  must be greater than or equal to parameters  $p$ .

If there is insufficient memory to create the solver then the function returns a null pointer and the error handler is invoked with an error code of `GSL_ENOMEM`.

`gsl_multifit_fdfsolver * gsl_multifit_fdfsolver_alloc` [Function]  
 (`const gsl_multifit_fdfsolver_type * T`, `size_t n`, `size_t p`)

This function returns a pointer to a newly allocated instance of a derivative solver of type  $T$  for  $n$  observations and  $p$  parameters. For example, the following code creates an instance of a Levenberg-Marquardt solver for 100 data points and 3 parameters,

```
const gsl_multifit_fdfsolver_type * T
 = gsl_multifit_fdfsolver_lmder;
gsl_multifit_fdfsolver * s
 = gsl_multifit_fdfsolver_alloc (T, 100, 3);
```

The number of observations  $n$  must be greater than or equal to parameters  $p$ .

If there is insufficient memory to create the solver then the function returns a null pointer and the error handler is invoked with an error code of `GSL_ENOMEM`.

`int gsl_multifit_fsolver_set` (`gsl_multifit_fsolver * s`, [Function]  
`gsl_multifit_function * f`, `gsl_vector * x`)

This function initializes, or reinitializes, an existing solver  $s$  to use the function  $f$  and the initial guess  $x$ .

`int gsl_multifit_fdfsolver_set` (`gsl_multifit_fdfsolver * s`, [Function]  
`gsl_multifit_function_fdf * fdf`, `gsl_vector * x`)

This function initializes, or reinitializes, an existing solver  $s$  to use the function and derivative  $fdf$  and the initial guess  $x$ .

`void gsl_multifit_fsolver_free` (`gsl_multifit_fsolver * s`) [Function]

`void gsl_multifit_fdfsolver_free` (`gsl_multifit_fdfsolver * s`) [Function]

These functions free all the memory associated with the solver  $s$ .

`const char * gsl_multifit_fsolver_name` (`const gsl_multifit_fsolver` [Function]  
`* s`)

`const char * gsl_multifit_fdfsolver_name` (`const` [Function]  
`gsl_multifit_fdfsolver * s`)

These functions return a pointer to the name of the solver. For example,

```
printf ("s is a '%s' solver\n",
 gsl_multifit_fdfsolver_name (s));
```

would print something like  $s$  is a 'lmder' solver.

### 37.3 Providing the Function to be Minimized

You must provide  $n$  functions of  $p$  variables for the minimization algorithms to operate on. In order to allow for arbitrary parameters the functions are defined by the following data types:

`gsl_multifit_function` [Data Type]

This data type defines a general system of functions with arbitrary parameters.

```
int (* f) (const gsl_vector * x, void * params, gsl_vector * f)
 this function should store the vector result $f(x, params)$ in f for argument
 x and arbitrary parameters $params$, returning an appropriate error code
 if the function cannot be computed.
```

**size\_t n**    the number of functions, i.e. the number of components of the vector  $f$ .

**size\_t p**    the number of independent variables, i.e. the number of components of the vector  $x$ .

**void \* params**  
               a pointer to the arbitrary parameters of the function.

**gsl\_multifit\_function\_fdf** [Data Type]

This data type defines a general system of functions with arbitrary parameters and the corresponding Jacobian matrix of derivatives,

**int (\* f) (const gsl\_vector \* x, void \* params, gsl\_vector \* f)**  
               this function should store the vector result  $f(x, params)$  in  $f$  for argument  $x$  and arbitrary parameters  $params$ , returning an appropriate error code if the function cannot be computed.

**int (\* df) (const gsl\_vector \* x, void \* params, gsl\_matrix \* J)**  
               this function should store the  $n$ -by- $p$  matrix result  $J_{ij} = \partial f_i(x, params) / \partial x_j$  in  $J$  for argument  $x$  and arbitrary parameters  $params$ , returning an appropriate error code if the function cannot be computed.

**int (\* fdf) (const gsl\_vector \* x, void \* params, gsl\_vector \* f, gsl\_matrix \* J)**  
               This function should set the values of the  $f$  and  $J$  as above, for arguments  $x$  and arbitrary parameters  $params$ . This function provides an optimization of the separate functions for  $f(x)$  and  $J(x)$ —it is always faster to compute the function and its derivative at the same time.

**size\_t n**    the number of functions, i.e. the number of components of the vector  $f$ .

**size\_t p**    the number of independent variables, i.e. the number of components of the vector  $x$ .

**void \* params**  
               a pointer to the arbitrary parameters of the function.

Note that when fitting a non-linear model against experimental data, the data is passed to the functions above using the *params* argument and the trial best-fit parameters through the  $x$  argument.

## 37.4 Iteration

The following functions drive the iteration of each algorithm. Each function performs one iteration to update the state of any solver of the corresponding type. The same functions work for all solvers so that different methods can be substituted at runtime without modifications to the code.

**int gsl\_multifit\_fsolver\_iterate (gsl\_multifit\_fsolver \* s)** [Function]  
**int gsl\_multifit\_fdfsolver\_iterate (gsl\_multifit\_fdfsolver \* s)** [Function]

These functions perform a single iteration of the solver  $s$ . If the iteration encounters an unexpected problem then an error code will be returned. The solver maintains a current estimate of the best-fit parameters at all times.

The solver struct *s* contains the following entries, which can be used to track the progress of the solution:

`gsl_vector * x`

The current position.

`gsl_vector * f`

The function value at the current position.

`gsl_vector * dx`

The difference between the current position and the previous position, i.e. the last step, taken as a vector.

`gsl_matrix * J`

The Jacobian matrix at the current position (for the `gsl_multifit_fdfsolver` struct only)

The best-fit information also can be accessed with the following auxiliary functions,

`gsl_vector * gsl_multifit_fsolver_position (const gsl_multifit_fsolver * s)` [Function]

`gsl_vector * gsl_multifit_fdfsolver_position (const gsl_multifit_fdfsolver * s)` [Function]

These functions return the current position (i.e. best-fit parameters) *s*->*x* of the solver *s*.

## 37.5 Search Stopping Parameters

A minimization procedure should stop when one of the following conditions is true:

- A minimum has been found to within the user-specified precision.
- A user-specified maximum number of iterations has been reached.
- An error has occurred.

The handling of these conditions is under user control. The functions below allow the user to test the current estimate of the best-fit parameters in several standard ways.

`int gsl_multifit_test_delta (const gsl_vector * dx, const gsl_vector * x, double epsabs, double epsrel)` [Function]

This function tests for the convergence of the sequence by comparing the last step *dx* with the absolute error *epsabs* and relative error *epsrel* to the current position *x*. The test returns `GSL_SUCCESS` if the following condition is achieved,

$$|dx_i| < epsabs + epsrel |x_i|$$

for each component of *x* and returns `GSL_CONTINUE` otherwise.

`int gsl_multifit_test_gradient (const gsl_vector * g, double epsabs)` [Function]

This function tests the residual gradient *g* against the absolute error bound *epsabs*. Mathematically, the gradient should be exactly zero at the minimum. The test returns `GSL_SUCCESS` if the following condition is achieved,

$$\sum_i |g_i| < epsabs$$

and returns `GSL_CONTINUE` otherwise. This criterion is suitable for situations where the precise location of the minimum,  $x$ , is unimportant provided a value can be found where the gradient is small enough.

`int gsl_multifit_gradient (const gsl_matrix * J, const gsl_vector * f, gsl_vector * g)` [Function]

This function computes the gradient  $g$  of  $\Phi(x) = (1/2)\|F(x)\|^2$  from the Jacobian matrix  $J$  and the function values  $f$ , using the formula  $g = J^T f$ .

## 37.6 Minimization Algorithms using Derivatives

The minimization algorithms described in this section make use of both the function and its derivative. They require an initial guess for the location of the minimum. There is no absolute guarantee of convergence—the function must be suitable for this technique and the initial guess must be sufficiently close to the minimum for it to work.

`gsl_multifit_fdfsolver_lmsder` [Derivative Solver]

This is a robust and efficient version of the Levenberg-Marquardt algorithm as implemented in the scaled `LMDER` routine in `MINPACK`. `Minpack` was written by Jorge J. Moré, Burton S. Garbow and Kenneth E. Hillstom.

The algorithm uses a generalized trust region to keep each step under control. In order to be accepted a proposed new position  $x'$  must satisfy the condition  $|D(x' - x)| < \delta$ , where  $D$  is a diagonal scaling matrix and  $\delta$  is the size of the trust region. The components of  $D$  are computed internally, using the column norms of the Jacobian to estimate the sensitivity of the residual to each component of  $x$ . This improves the behavior of the algorithm for badly scaled functions.

On each iteration the algorithm attempts to minimize the linear system  $|F + Jp|$  subject to the constraint  $|Dp| < \Delta$ . The solution to this constrained linear system is found using the Levenberg-Marquardt method.

The proposed step is now tested by evaluating the function at the resulting point,  $x'$ . If the step reduces the norm of the function sufficiently, and follows the predicted behavior of the function within the trust region, then it is accepted and the size of the trust region is increased. If the proposed step fails to improve the solution, or differs significantly from the expected behavior within the trust region, then the size of the trust region is decreased and another trial step is computed.

The algorithm also monitors the progress of the solution and returns an error if the changes in the solution are smaller than the machine precision. The possible error codes are,

`GSL_ETOLF`

the decrease in the function falls below machine precision

`GSL_ETOLX`

the change in the position vector falls below machine precision

`GSL_ETOLG`

the norm of the gradient, relative to the norm of the function, falls below machine precision

These error codes indicate that further iterations will be unlikely to change the solution from its current value.

`gsl_multifit_fdfsolver_lmdcr` [Derivative Solver]

This is an unscaled version of the LMDER algorithm. The elements of the diagonal scaling matrix  $D$  are set to 1. This algorithm may be useful in circumstances where the scaled version of LMDER converges too slowly, or the function is already scaled appropriately.

## 37.7 Minimization Algorithms without Derivatives

There are no algorithms implemented in this section at the moment.

## 37.8 Computing the covariance matrix of best fit parameters

`int gsl_multifit_covar (const gsl_matrix * J, double epsrel, [Function]  
gsl_matrix * covar)`

This function uses the Jacobian matrix  $J$  to compute the covariance matrix of the best-fit parameters, *covar*. The parameter *epsrel* is used to remove linear-dependent columns when  $J$  is rank deficient.

The covariance matrix is given by,

$$C = (J^T J)^{-1}$$

and is computed by QR decomposition of  $J$  with column-pivoting. Any columns of  $R$  which satisfy

$$|R_{kk}| \leq \text{epsrel} |R_{11}|$$

are considered linearly-dependent and are excluded from the covariance matrix (the corresponding rows and columns of the covariance matrix are set to zero).

If the minimisation uses the weighted least-squares function  $f_i = (Y(x, t_i) - y_i)/\sigma_i$  then the covariance matrix above gives the statistical error on the best-fit parameters resulting from the gaussian errors  $\sigma_i$  on the underlying data  $y_i$ . This can be verified from the relation  $\delta f = J \delta c$  and the fact that the fluctuations in  $f$  from the data  $y_i$  are normalised by  $\sigma_i$  and so satisfy  $\langle \delta f \delta f^T \rangle = I$ .

For an unweighted least-squares function  $f_i = (Y(x, t_i) - y_i)$  the covariance matrix above should be multiplied by the variance of the residuals about the best-fit  $\sigma^2 = \sum (y_i - Y(x, t_i))^2 / (n - p)$  to give the variance-covariance matrix  $\sigma^2 C$ . This estimates the statistical error on the best-fit parameters from the scatter of the underlying data.

For more information about covariance matrices see Section 36.1 [Fitting Overview], page 383.

## 37.9 Examples

The following example program fits a weighted exponential model with background to experimental data,  $Y = A \exp(-\lambda t) + b$ . The first part of the program sets up the functions

`expb_f` and `expb_df` to calculate the model and its Jacobian. The appropriate fitting function is given by,

$$f_i = ((A \exp(-\lambda t_i) + b) - y_i) / \sigma_i$$

where we have chosen  $t_i = i$ . The Jacobian matrix  $J$  is the derivative of these functions with respect to the three parameters  $(A, \lambda, b)$ . It is given by,

$$J_{ij} = \frac{\partial f_i}{\partial x_j}$$

where  $x_0 = A$ ,  $x_1 = \lambda$  and  $x_2 = b$ .

```
/* expfit.c -- model functions for exponential + background */
```

```
struct data {
 size_t n;
 double * y;
 double * sigma;
};

int
expb_f (const gsl_vector * x, void *data,
 gsl_vector * f)
{
 size_t n = ((struct data *)data)->n;
 double *y = ((struct data *)data)->y;
 double *sigma = ((struct data *)data)->sigma;

 double A = gsl_vector_get (x, 0);
 double lambda = gsl_vector_get (x, 1);
 double b = gsl_vector_get (x, 2);

 size_t i;

 for (i = 0; i < n; i++)
 {
 /* Model Yi = A * exp(-lambda * i) + b */
 double t = i;
 double Yi = A * exp (-lambda * t) + b;
 gsl_vector_set (f, i, (Yi - y[i])/sigma[i]);
 }

 return GSL_SUCCESS;
}

int
expb_df (const gsl_vector * x, void *data,
 gsl_matrix * J)
{
```

```

size_t n = ((struct data *)data)->n;
double *sigma = ((struct data *) data)->sigma;

double A = gsl_vector_get (x, 0);
double lambda = gsl_vector_get (x, 1);

size_t i;

for (i = 0; i < n; i++)
{
 /* Jacobian matrix J(i,j) = dfi / dxj, */
 /* where fi = (Yi - yi)/sigma[i], */
 /* Yi = A * exp(-lambda * i) + b */
 /* and the xj are the parameters (A,lambda,b) */
 double t = i;
 double s = sigma[i];
 double e = exp(-lambda * t);
 gsl_matrix_set (J, i, 0, e/s);
 gsl_matrix_set (J, i, 1, -t * A * e/s);
 gsl_matrix_set (J, i, 2, 1/s);
}
return GSL_SUCCESS;
}

int
expb_fdf (const gsl_vector * x, void *data,
 gsl_vector * f, gsl_matrix * J)
{
 expb_f (x, data, f);
 expb_df (x, data, J);

 return GSL_SUCCESS;
}

```

The main part of the program sets up a Levenberg-Marquardt solver and some simulated random data. The data uses the known parameters (1.0,5.0,0.1) combined with gaussian noise (standard deviation = 0.1) over a range of 40 timesteps. The initial guess for the parameters is chosen as (0.0, 1.0, 0.0).

```

#include <stdlib.h>
#include <stdio.h>
#include <gsl/gsl_rng.h>
#include <gsl/gsl_randist.h>
#include <gsl/gsl_vector.h>
#include <gsl/gsl_blas.h>
#include <gsl/gsl_multifit_nlin.h>

#include "expfit.c"

```



```

#define N 40

void print_state (size_t iter, gsl_multifit_fdfsolver * s);

int
main (void)
{
 const gsl_multifit_fdfsolver_type *T;
 gsl_multifit_fdfsolver *s;
 int status;
 unsigned int i, iter = 0;
 const size_t n = N;
 const size_t p = 3;

 gsl_matrix *covar = gsl_matrix_alloc (p, p);
 double y[N], sigma[N];
 struct data d = { n, y, sigma};
 gsl_multifit_function_fdf f;
 double x_init[3] = { 1.0, 0.0, 0.0 };
 gsl_vector_view x = gsl_vector_view_array (x_init, p);
 const gsl_rng_type * type;
 gsl_rng * r;

 gsl_rng_env_setup();

 type = gsl_rng_default;
 r = gsl_rng_alloc (type);

 f.f = &expb_f;
 f.df = &expb_df;
 f.fdf = &expb_fdf;
 f.n = n;
 f.p = p;
 f.params = &d;

 /* This is the data to be fitted */

 for (i = 0; i < n; i++)
 {
 double t = i;
 y[i] = 1.0 + 5 * exp (-0.1 * t)
 + gsl_ran_gaussian (r, 0.1);
 sigma[i] = 0.1;
 printf ("data: %u %g %g\n", i, y[i], sigma[i]);
 }
}

```

```

T = gsl_multifit_fdfsolver_lmsder;
s = gsl_multifit_fdfsolver_alloc (T, n, p);
gsl_multifit_fdfsolver_set (s, &f, &x.vector);

print_state (iter, s);

do
{
 iter++;
 status = gsl_multifit_fdfsolver_iterate (s);

 printf ("status = %s\n", gsl_strerror (status));

 print_state (iter, s);

 if (status)
 break;

 status = gsl_multifit_test_delta (s->dx, s->x,
 1e-4, 1e-4);
}
while (status == GSL_CONTINUE && iter < 500);

gsl_multifit_covar (s->J, 0.0, covar);

#define FIT(i) gsl_vector_get(s->x, i)
#define ERR(i) sqrt(gsl_matrix_get(covar,i,i))

{
 double chi = gsl_blas_dnrm2(s->f);
 double dof = n - p;
 double c = GSL_MAX_DBL(1, chi / sqrt(dof));

 printf("chisq/dof = %g\n", pow(chi, 2.0) / dof);

 printf ("A = %.5f +/- %.5f\n", FIT(0), c*ERR(0));
 printf ("lambda = %.5f +/- %.5f\n", FIT(1), c*ERR(1));
 printf ("b = %.5f +/- %.5f\n", FIT(2), c*ERR(2));
}

printf ("status = %s\n", gsl_strerror (status));

gsl_multifit_fdfsolver_free (s);
gsl_matrix_free (covar);
gsl_rng_free (r);
return 0;
}

```

```

void
print_state (size_t iter, gsl_multifit_fdfsolver * s)
{
 printf ("iter: %3u x = % 15.8f % 15.8f % 15.8f "
 "|f(x)| = %g\n",
 iter,
 gsl_vector_get (s->x, 0),
 gsl_vector_get (s->x, 1),
 gsl_vector_get (s->x, 2),
 gsl_blas_dnorm2 (s->f));
}

```

The iteration terminates when the change in  $x$  is smaller than 0.0001, as both an absolute and relative change. Here are the results of running the program:

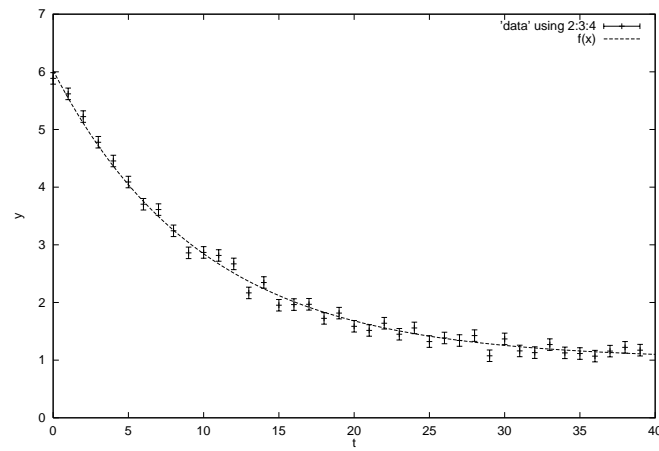
```

iter: 0 x=1.00000000 0.00000000 0.00000000 |f(x)|=117.349
status=success
iter: 1 x=1.64659312 0.01814772 0.64659312 |f(x)|=76.4578
status=success
iter: 2 x=2.85876037 0.08092095 1.44796363 |f(x)|=37.6838
status=success
iter: 3 x=4.94899512 0.11942928 1.09457665 |f(x)|=9.58079
status=success
iter: 4 x=5.02175572 0.10287787 1.03388354 |f(x)|=5.63049
status=success
iter: 5 x=5.04520433 0.10405523 1.01941607 |f(x)|=5.44398
status=success
iter: 6 x=5.04535782 0.10404906 1.01924871 |f(x)|=5.44397
chisq/dof = 0.800996
A = 5.04536 +/- 0.06028
lambda = 0.10405 +/- 0.00316
b = 1.01925 +/- 0.03782
status = success

```

The approximate values of the parameters are found correctly, and the chi-squared value indicates a good fit (the chi-squared per degree of freedom is approximately 1). In this case the errors on the parameters can be estimated from the square roots of the diagonal elements of the covariance matrix.

If the chi-squared value shows a poor fit (i.e.  $\chi^2/(n-p) \gg 1$ ) then the error estimates obtained from the covariance matrix will be too small. In the example program the error estimates are multiplied by  $\sqrt{\chi^2/(n-p)}$  in this case, a common way of increasing the errors for a poor fit. Note that a poor fit will result from the use an inappropriate model, and the scaled error estimates may then be outside the range of validity for gaussian errors.



## 37.10 References and Further Reading

The MINPACK algorithm is described in the following article,

J.J. Moré, *The Levenberg-Marquardt Algorithm: Implementation and Theory*, Lecture Notes in Mathematics, v630 (1978), ed G. Watson.

The following paper is also relevant to the algorithms described in this section,

J.J. Moré, B.S. Garbow, K.E. Hillstom, “Testing Unconstrained Optimization Software”, ACM Transactions on Mathematical Software, Vol 7, No 1 (1981), p 17–41.

## 38 Basis Splines

This chapter describes functions for the computation of smoothing basis splines (B-splines). The header file ‘`gsl_bspline.h`’ contains prototypes for the bspline functions and related declarations.

### 38.1 Overview

B-splines are commonly used as basis functions to fit smoothing curves to large data sets. To do this, the abscissa axis is broken up into some number of intervals, where the end-points of each interval are called *breakpoints*. These breakpoints are then converted to *knots* by imposing various continuity and smoothness conditions at each interface. Given a nondecreasing knot vector  $t = \{t_0, t_1, \dots, t_{n+k-1}\}$ , the  $n$  basis splines of order  $k$  are defined by

$$B_{i,1}(x) = \begin{cases} 1, & t_i \leq x < t_{i+1} \\ 0, & \text{else} \end{cases}$$

$$B_{i,k}(x) = [(x - t_i)/(t_{i+k-1} - t_i)] B_{i,k-1}(x) + [(t_{i+k} - x)/(t_{i+k} - t_{i+1})] B_{i+1,k-1}(x)$$

for  $i = 0, \dots, n-1$ . The common case of cubic B-splines is given by  $k = 4$ . The above recurrence relation can be evaluated in a numerically stable way by the de Boor algorithm.

If we define appropriate knots on an interval  $[a, b]$  then the B-spline basis functions form a complete set on that interval. Therefore we can expand a smoothing function as

$$f(x) = \sum_{i=0}^{n-1} c_i B_{i,k}(x)$$

given enough  $(x_j, f(x_j))$  data pairs. The  $c_i$  can be readily obtained from a least-squares fit.

### 38.2 Initializing the B-splines solver

`gsl_bspline_workspace * gsl_bspline_alloc (const size_t k, const size_t nbreak)` [Function]

This function allocates a workspace for computing B-splines of order  $k$ . The number of breakpoints is given by  $nbreak$ . This leads to  $n = nbreak + k - 2$  basis functions. Cubic B-splines are specified by  $k = 4$ . The size of the workspace is  $O(5k + nbreak)$ .

`void gsl_bspline_free (gsl_bspline_workspace * w)` [Function]

This function frees the memory associated with the workspace  $w$ .

### 38.3 Constructing the knots vector

`int gsl_bspline_knots (const gsl_vector * breakpoints, gsl_bspline_workspace * w)` [Function]

This function computes the knots associated with the given breakpoints and stores them internally in `w->knots`.

```
int gsl_bspline_knots_uniform (const double a, const double b, [Function]
 gsl_bspline_workspace * w)
```

This function assumes uniformly spaced breakpoints on  $[a, b]$  and constructs the corresponding knot vector using the previously specified *nbreak* parameter. The knots are stored in *w->knots*.

## 38.4 Evaluation of B-splines

```
int gsl_bspline_eval (const double x, gsl_vector * B, [Function]
 gsl_bspline_workspace * w)
```

This function evaluates all B-spline basis functions at the position *x* and stores them in *B*, so that the *i*th element of *B* is  $B_i(x)$ . *B* must be of length  $n = nbreak + k - 2$ . This value is also stored in *w->n*. It is far more efficient to compute all of the basis functions at once than to compute them individually, due to the nature of the defining recurrence relation.

## 38.5 Example programs for B-splines

The following program computes a linear least squares fit to data using cubic B-spline basis functions with uniform breakpoints. The data is generated from the curve  $y(x) = \cos(x) \exp(-0.1x)$  on  $[0, 15]$  with gaussian noise added.

```
#include <stdio.h>
#include <stdlib.h>
#include <math.h>
#include <gsl/gsl_bspline.h>
#include <gsl/gsl_multifit.h>
#include <gsl/gsl_rng.h>
#include <gsl/gsl_randist.h>

/* number of data points to fit */
#define N 200

/* number of fit coefficients */
#define NCOEFFS 8

/* nbreak = ncoeffs + 2 - k = ncoeffs - 2 since k = 4 */
#define NBREAK (NCOEFFS - 2)

int
main (void)
{
 const size_t n = N;
 const size_t ncoeffs = NCOEFFS;
 const size_t nbreak = NBREAK;
 size_t i, j;
 gsl_bspline_workspace *bw;
 gsl_vector *B;
```

```

double dy;
gsl_rng *r;
gsl_vector *c, *w;
gsl_vector *x, *y;
gsl_matrix *X, *cov;
gsl_multifit_linear_workspace *mw;
double chisq;

gsl_rng_env_setup();
r = gsl_rng_alloc(gsl_rng_default);

/* allocate a cubic bspline workspace (k = 4) */
bw = gsl_bspline_alloc(4, nbreak);
B = gsl_vector_alloc(ncoeffs);

x = gsl_vector_alloc(n);
y = gsl_vector_alloc(n);
X = gsl_matrix_alloc(n, ncoeffs);
c = gsl_vector_alloc(ncoeffs);
w = gsl_vector_alloc(n);
cov = gsl_matrix_alloc(ncoeffs, ncoeffs);
mw = gsl_multifit_linear_alloc(n, ncoeffs);

printf("#m=0,S=0\n");
/* this is the data to be fitted */
for (i = 0; i < n; ++i)
{
 double sigma;
 double xi = (15.0/(N-1)) * i;
 double yi = cos(xi) * exp(-0.1 * xi);

 sigma = 0.1;
 dy = gsl_ran_gaussian(r, sigma);
 yi += dy;

 gsl_vector_set(x, i, xi);
 gsl_vector_set(y, i, yi);
 gsl_vector_set(w, i, 1.0 / (sigma*sigma));

 printf("%f %f\n", xi, yi);
}

/* use uniform breakpoints on [0, 15] */
gsl_bspline_knots_uniform(0.0, 15.0, bw);

/* construct the fit matrix X */
for (i = 0; i < n; ++i)

```

```

{
 double xi = gsl_vector_get(x, i);

 /* compute B_j(xi) for all j */
 gsl_bspline_eval(xi, B, bw);

 /* fill in row i of X */
 for (j = 0; j < ncoeffs; ++j)
 {
 double Bj = gsl_vector_get(B, j);
 gsl_matrix_set(X, i, j, Bj);
 }
}

/* do the fit */
gsl_multifit_wlinear(X, w, y, c, cov, &chisq, mw);

/* output the smoothed curve */
{
 double xi, yi, yerr;

 printf("#m=1,S=0\n");
 for (xi = 0.0; xi < 15.0; xi += 0.1)
 {
 gsl_bspline_eval(xi, B, bw);
 gsl_multifit_linear_est(B, c, cov, &yi, &yerr);
 printf("%f %f\n", xi, yi);
 }
}

gsl_rng_free(r);
gsl_bspline_free(bw);
gsl_vector_free(B);
gsl_vector_free(x);
gsl_vector_free(y);
gsl_matrix_free(X);
gsl_vector_free(c);
gsl_vector_free(w);
gsl_matrix_free(cov);
gsl_multifit_linear_free(mw);

return 0;
} /* main() */

```

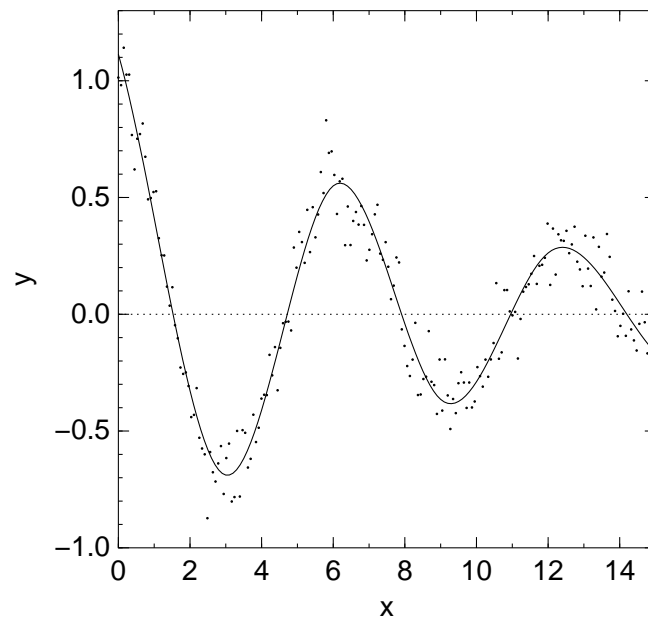
The output can be plotted with GNU `graph`.

```

$./a.out > bspline.dat
$ graph -T ps -X x -Y y -x 0 15 -y -1 1.3 < bspline.dat > bspline.ps

```





## 38.6 References and Further Reading

Further information on the algorithms described in this section can be found in the following book,

C. de Boor, *A Practical Guide to Splines* (1978), Springer-Verlag, ISBN 0-387-90356-9.

A large collection of B-spline routines is available in the PPPACK library available at <http://www.netlib.org/pppack>.

## 39 Physical Constants

This chapter describes macros for the values of physical constants, such as the speed of light,  $c$ , and gravitational constant,  $G$ . The values are available in different unit systems, including the standard MKSA system (meters, kilograms, seconds, amperes) and the CGSM system (centimeters, grams, seconds, gauss), which is commonly used in Astronomy.

The definitions of constants in the MKSA system are available in the file ‘`gsl_const_mkسا.h`’. The constants in the CGSM system are defined in ‘`gsl_const_cgsm.h`’. Dimensionless constants, such as the fine structure constant, which are pure numbers are defined in ‘`gsl_const_num.h`’.

The full list of constants is described briefly below. Consult the header files themselves for the values of the constants used in the library.

### 39.1 Fundamental Constants

`GSL_CONST_MKSA_SPEED_OF_LIGHT`

The speed of light in vacuum,  $c$ .

`GSL_CONST_MKSA_VACUUM_PERMEABILITY`

The permeability of free space,  $\mu_0$ . This constant is defined in the MKSA system only.

`GSL_CONST_MKSA_VACUUM_PERMITTIVITY`

The permittivity of free space,  $\epsilon_0$ . This constant is defined in the MKSA system only.

`GSL_CONST_MKSA_PLANCKS_CONSTANT_H`

Planck’s constant,  $h$ .

`GSL_CONST_MKSA_PLANCKS_CONSTANT_HBAR`

Planck’s constant divided by  $2\pi$ ,  $\hbar$ .

`GSL_CONST_NUM_AVOGADRO`

Avogadro’s number,  $N_a$ .

`GSL_CONST_MKSA_FARADAY`

The molar charge of 1 Faraday.

`GSL_CONST_MKSA_BOLTZMANN`

The Boltzmann constant,  $k$ .

`GSL_CONST_MKSA_MOLAR_GAS`

The molar gas constant,  $R_0$ .

`GSL_CONST_MKSA_STANDARD_GAS_VOLUME`

The standard gas volume,  $V_0$ .

`GSL_CONST_MKSA_STEFAN_BOLTZMANN_CONSTANT`

The Stefan-Boltzmann radiation constant,  $\sigma$ .

`GSL_CONST_MKSA_GAUSS`

The magnetic field of 1 Gauss.

## 39.2 Astronomy and Astrophysics

GSL\_CONST\_MKSA\_ASTRONOMICAL\_UNIT

The length of 1 astronomical unit (mean earth-sun distance),  $au$ .

GSL\_CONST\_MKSA\_GRAVITATIONAL\_CONSTANT

The gravitational constant,  $G$ .

GSL\_CONST\_MKSA\_LIGHT\_YEAR

The distance of 1 light-year,  $ly$ .

GSL\_CONST\_MKSA\_PARSEC

The distance of 1 parsec,  $pc$ .

GSL\_CONST\_MKSA\_GRAV\_ACCEL

The standard gravitational acceleration on Earth,  $g$ .

GSL\_CONST\_MKSA\_SOLAR\_MASS

The mass of the Sun.

## 39.3 Atomic and Nuclear Physics

GSL\_CONST\_MKSA\_ELECTRON\_CHARGE

The charge of the electron,  $e$ .

GSL\_CONST\_MKSA\_ELECTRON\_VOLT

The energy of 1 electron volt,  $eV$ .

GSL\_CONST\_MKSA\_UNIFIED\_ATOMIC\_MASS

The unified atomic mass,  $amu$ .

GSL\_CONST\_MKSA\_MASS\_ELECTRON

The mass of the electron,  $m_e$ .

GSL\_CONST\_MKSA\_MASS\_MUON

The mass of the muon,  $m_\mu$ .

GSL\_CONST\_MKSA\_MASS\_PROTON

The mass of the proton,  $m_p$ .

GSL\_CONST\_MKSA\_MASS\_NEUTRON

The mass of the neutron,  $m_n$ .

GSL\_CONST\_NUM\_FINE\_STRUCTURE

The electromagnetic fine structure constant  $\alpha$ .

GSL\_CONST\_MKSA\_RYDBERG

The Rydberg constant,  $Ry$ , in units of energy. This is related to the Rydberg inverse wavelength  $R$  by  $Ry = hcR$ .

GSL\_CONST\_MKSA\_BOHR\_RADIUS

The Bohr radius,  $a_0$ .

GSL\_CONST\_MKSA\_ANGSTROM

The length of 1 angstrom.

GSL\_CONST\_MKSA\_BARN

The area of 1 barn.

GSL\_CONST\_MKSA\_BOHR\_MAGNETON

The Bohr Magneton,  $\mu_B$ .

GSL\_CONST\_MKSA\_NUCLEAR\_MAGNETON

The Nuclear Magnetron,  $\mu_N$ .

GSL\_CONST\_MKSA\_ELECTRON\_MAGNETIC\_MOMENT

The absolute value of the magnetic moment of the electron,  $\mu_e$ . The physical magnetic moment of the electron is negative.

GSL\_CONST\_MKSA\_PROTON\_MAGNETIC\_MOMENT

The magnetic moment of the proton,  $\mu_p$ .

GSL\_CONST\_MKSA\_THOMSON\_CROSS\_SECTION

The Thomson cross section,  $\sigma_T$ .

GSL\_CONST\_MKSA\_DEBYE

The electric dipole moment of 1 Debye,  $D$ .

## 39.4 Measurement of Time

GSL\_CONST\_MKSA\_MINUTE

The number of seconds in 1 minute.

GSL\_CONST\_MKSA\_HOUR

The number of seconds in 1 hour.

GSL\_CONST\_MKSA\_DAY

The number of seconds in 1 day.

GSL\_CONST\_MKSA\_WEEK

The number of seconds in 1 week.

## 39.5 Imperial Units

GSL\_CONST\_MKSA\_INCH

The length of 1 inch.

GSL\_CONST\_MKSA\_FOOT

The length of 1 foot.

GSL\_CONST\_MKSA\_YARD

The length of 1 yard.

GSL\_CONST\_MKSA\_MILE

The length of 1 mile.

GSL\_CONST\_MKSA\_MIL

The length of 1 mil (1/1000th of an inch).

## 39.6 Speed and Nautical Units

GSL\_CONST\_MKSA\_KILOMETERS\_PER\_HOUR

The speed of 1 kilometer per hour.

GSL\_CONST\_MKSA\_MILES\_PER\_HOUR

The speed of 1 mile per hour.

GSL\_CONST\_MKSA\_NAUTICAL\_MILE

The length of 1 nautical mile.

GSL\_CONST\_MKSA\_FATHOM

The length of 1 fathom.

GSL\_CONST\_MKSA\_KNOT

The speed of 1 knot.

## 39.7 Printers Units

GSL\_CONST\_MKSA\_POINT

The length of 1 printer's point (1/72 inch).

GSL\_CONST\_MKSA\_TEXPOINT

The length of 1 TeX point (1/72.27 inch).

## 39.8 Volume, Area and Length

GSL\_CONST\_MKSA\_MICRON

The length of 1 micron.

GSL\_CONST\_MKSA\_HECTARE

The area of 1 hectare.

GSL\_CONST\_MKSA\_ACRE

The area of 1 acre.

GSL\_CONST\_MKSA\_LITER

The volume of 1 liter.

GSL\_CONST\_MKSA\_US\_GALLON

The volume of 1 US gallon.

GSL\_CONST\_MKSA\_CANADIAN\_GALLON

The volume of 1 Canadian gallon.

GSL\_CONST\_MKSA\_UK\_GALLON

The volume of 1 UK gallon.

GSL\_CONST\_MKSA\_QUART

The volume of 1 quart.

GSL\_CONST\_MKSA\_PINT

The volume of 1 pint.

## 39.9 Mass and Weight

GSL\_CONST\_MKSA\_POUND\_MASS

The mass of 1 pound.

GSL\_CONST\_MKSA\_OUNCE\_MASS

The mass of 1 ounce.

GSL\_CONST\_MKSA\_TON

The mass of 1 ton.

GSL\_CONST\_MKSA\_METRIC\_TON

The mass of 1 metric ton (1000 kg).

GSL\_CONST\_MKSA\_UK\_TON

The mass of 1 UK ton.

GSL\_CONST\_MKSA\_TROY\_OUNCE

The mass of 1 troy ounce.

GSL\_CONST\_MKSA\_CARAT

The mass of 1 carat.

GSL\_CONST\_MKSA\_GRAM\_FORCE

The force of 1 gram weight.

GSL\_CONST\_MKSA\_POUND\_FORCE

The force of 1 pound weight.

GSL\_CONST\_MKSA\_KILOPOUND\_FORCE

The force of 1 kilopound weight.

GSL\_CONST\_MKSA\_POUNDAL

The force of 1 poundal.

## 39.10 Thermal Energy and Power

GSL\_CONST\_MKSA\_CALORIE

The energy of 1 calorie.

GSL\_CONST\_MKSA\_BTU

The energy of 1 British Thermal Unit, *btu*.

GSL\_CONST\_MKSA\_THERM

The energy of 1 Therm.

GSL\_CONST\_MKSA\_HORSEPOWER

The power of 1 horsepower.

## 39.11 Pressure

GSL\_CONST\_MKSA\_BAR

The pressure of 1 bar.

GSL\_CONST\_MKSA\_STD\_ATMOSPHERE

The pressure of 1 standard atmosphere.

GSL\_CONST\_MKSA\_TORR

The pressure of 1 torr.

GSL\_CONST\_MKSA\_METER\_OF\_MERCURY

The pressure of 1 meter of mercury.

GSL\_CONST\_MKSA\_INCH\_OF\_MERCURY

The pressure of 1 inch of mercury.

GSL\_CONST\_MKSA\_INCH\_OF\_WATER

The pressure of 1 inch of water.

GSL\_CONST\_MKSA\_PSI

The pressure of 1 pound per square inch.

## 39.12 Viscosity

GSL\_CONST\_MKSA\_POISE

The dynamic viscosity of 1 poise.

GSL\_CONST\_MKSA\_STOKES

The kinematic viscosity of 1 stokes.

## 39.13 Light and Illumination

GSL\_CONST\_MKSA\_STILB

The luminance of 1 stilb.

GSL\_CONST\_MKSA\_LUMEN

The luminous flux of 1 lumen.

GSL\_CONST\_MKSA\_LUX

The illuminance of 1 lux.

GSL\_CONST\_MKSA\_PHOT

The illuminance of 1 phot.

GSL\_CONST\_MKSA\_FOOTCANDLE

The illuminance of 1 footcandle.

GSL\_CONST\_MKSA\_LAMBERT

The luminance of 1 lambert.

GSL\_CONST\_MKSA\_FOOTLAMBERT

The luminance of 1 footlambert.

## 39.14 Radioactivity

GSL\_CONST\_MKSA\_CURIE

The activity of 1 curie.

GSL\_CONST\_MKSA\_ROENTGEN

The exposure of 1 roentgen.

GSL\_CONST\_MKSA\_RAD

The absorbed dose of 1 rad.

### 39.15 Force and Energy

GSL\_CONST\_MKSA\_NEWTON

The SI unit of force, 1 Newton.

GSL\_CONST\_MKSA\_DYNE

The force of 1 Dyne =  $10^{-5}$  Newton.

GSL\_CONST\_MKSA\_JOULE

The SI unit of energy, 1 Joule.

GSL\_CONST\_MKSA\_ERG

The energy 1 erg =  $10^{-7}$  Joule.

### 39.16 Prefixes

These constants are dimensionless scaling factors.

GSL\_CONST\_NUM\_YOTTA

$10^{24}$

GSL\_CONST\_NUM\_ZETTA

$10^{21}$

GSL\_CONST\_NUM\_EXA

$10^{18}$

GSL\_CONST\_NUM\_PETA

$10^{15}$

GSL\_CONST\_NUM\_TERA

$10^{12}$

GSL\_CONST\_NUM\_GIGA

$10^9$

GSL\_CONST\_NUM\_MEGA

$10^6$

GSL\_CONST\_NUM\_KILO

$10^3$

GSL\_CONST\_NUM\_MILLI

$10^{-3}$

GSL\_CONST\_NUM\_MICRO

$10^{-6}$

GSL\_CONST\_NUM\_NANO

$10^{-9}$

GSL\_CONST\_NUM\_PICO

$10^{-12}$

GSL\_CONST\_NUM\_FEMTO

$10^{-15}$



GSL\_CONST\_NUM\_ATTO  
 $10^{-18}$

GSL\_CONST\_NUM\_ZEPTO  
 $10^{-21}$

GSL\_CONST\_NUM\_YOCTO  
 $10^{-24}$

### 39.17 Examples

The following program demonstrates the use of the physical constants in a calculation. In this case, the goal is to calculate the range of light-travel times from Earth to Mars.

The required data is the average distance of each planet from the Sun in astronomical units (the eccentricities and inclinations of the orbits will be neglected for the purposes of this calculation). The average radius of the orbit of Mars is 1.52 astronomical units, and for the orbit of Earth it is 1 astronomical unit (by definition). These values are combined with the MKSA values of the constants for the speed of light and the length of an astronomical unit to produce a result for the shortest and longest light-travel times in seconds. The figures are converted into minutes before being displayed.

```
#include <stdio.h>
#include <gsl/gsl_const_mksa.h>

int
main (void)
{
 double c = GSL_CONST_MKSA_SPEED_OF_LIGHT;
 double au = GSL_CONST_MKSA_ASTRONOMICAL_UNIT;
 double minutes = GSL_CONST_MKSA_MINUTE;

 /* distance stored in meters */
 double r_earth = 1.00 * au;
 double r_mars = 1.52 * au;

 double t_min, t_max;

 t_min = (r_mars - r_earth) / c;
 t_max = (r_mars + r_earth) / c;

 printf ("light travel time from Earth to Mars:\n");
 printf ("minimum = %.1f minutes\n", t_min / minutes);
 printf ("maximum = %.1f minutes\n", t_max / minutes);

 return 0;
}
```

Here is the output from the program,

```
light travel time from Earth to Mars:
minimum = 4.3 minutes
```

maximum = 21.0 minutes

### 39.18 References and Further Reading

The authoritative sources for physical constants are the 2002 CODATA recommended values, published in the articles below. Further information on the values of physical constants is also available from the cited articles and the NIST website.

Journal of Physical and Chemical Reference Data, 28(6), 1713-1852, 1999

Reviews of Modern Physics, 72(2), 351-495, 2000

<http://www.physics.nist.gov/cuu/Constants/index.html>

<http://physics.nist.gov/Pubs/SP811/appenB9.html>

## 40 IEEE floating-point arithmetic

This chapter describes functions for examining the representation of floating point numbers and controlling the floating point environment of your program. The functions described in this chapter are declared in the header file ‘gsl\_ieee\_utils.h’.

### 40.1 Representation of floating point numbers

The IEEE Standard for Binary Floating-Point Arithmetic defines binary formats for single and double precision numbers. Each number is composed of three parts: a *sign bit* ( $s$ ), an *exponent* ( $E$ ) and a *fraction* ( $f$ ). The numerical value of the combination  $(s, E, f)$  is given by the following formula,

$$(-1)^s (1 \cdot fffff\dots) 2^E$$

The sign bit is either zero or one. The exponent ranges from a minimum value  $E_{min}$  to a maximum value  $E_{max}$  depending on the precision. The exponent is converted to an unsigned number  $e$ , known as the *biased exponent*, for storage by adding a *bias* parameter,  $e = E + bias$ . The sequence  $fffff\dots$  represents the digits of the binary fraction  $f$ . The binary digits are stored in *normalized form*, by adjusting the exponent to give a leading digit of 1. Since the leading digit is always 1 for normalized numbers it is assumed implicitly and does not have to be stored. Numbers smaller than  $2^{E_{min}}$  are stored in *denormalized form* with a leading zero,

$$(-1)^s (0 \cdot fffff\dots) 2^{E_{min}}$$

This allows gradual underflow down to  $2^{E_{min}-p}$  for  $p$  bits of precision. A zero is encoded with the special exponent of  $2^{E_{min}-1}$  and infinities with the exponent of  $2^{E_{max}+1}$ .

The format for single precision numbers uses 32 bits divided in the following way,

```
seeeeeeeeefffffffffffffffffffffffff
```

```
s = sign bit, 1 bit
e = exponent, 8 bits (E_min=-126, E_max=127, bias=127)
f = fraction, 23 bits
```

The format for double precision numbers uses 64 bits divided in the following way,

```
seeeeeeeeeeeeefff
```

```
s = sign bit, 1 bit
e = exponent, 11 bits (E_min=-1022, E_max=1023, bias=1023)
f = fraction, 52 bits
```

It is often useful to be able to investigate the behavior of a calculation at the bit-level and the library provides functions for printing the IEEE representations in a human-readable form.

```
void gsl_ieee_fprintf_float (FILE *stream, const float *x) [Function]
```

```
void gsl_ieee_fprintf_double (FILE *stream, const double *x) [Function]
```

These functions output a formatted version of the IEEE floating-point number pointed to by  $x$  to the stream  $stream$ . A pointer is used to pass the number indirectly, to avoid any undesired promotion from `float` to `double`. The output takes one of the following forms,

The output can be used directly in GNU Emacs Calc mode by preceding it with `2#` to indicate binary.

The following program demonstrates the use of the functions by printing the single and double precision representations of the fraction 1/3. For comparison the representation of the value promoted from single to double precision is also printed.

The binary representation of  $1/3$  is  $0.01010101\dots$ . The output below shows that the IEEE format normalizes this fraction to give a leading digit of 1,

```
f= 1.010101010101010101011*2^-2
fd= 1.01010101010101010101010110000000000000000000000000000*2^-2
d= 1.01*2^-2
```

The output also shows that a single-precision number is promoted to double-precision by adding zeros in the binary representation.

## 40.2 Setting up your IEEE environment

The IEEE standard defines several *modes* for controlling the behavior of floating point operations. These modes specify the important properties of computer arithmetic: the direction used for rounding (e.g. whether numbers should be rounded up, down or to the nearest number), the rounding precision and how the program should handle arithmetic exceptions, such as division by zero.

Many of these features can now be controlled via standard functions such as `fpsetround`, which should be used whenever they are available. Unfortunately in the past there has been no universal API for controlling their behavior—each system has had its own low-level way of accessing them. To help you write portable programs GSL allows you to specify modes in a platform-independent way using the environment variable `GSL_IEEE_MODE`. The library then takes care of all the necessary machine-specific initializations for you when you call the function `gsl_ieee_env_setup`.

`void gsl_ieee_env_setup ()` [Function]

This function reads the environment variable `GSL_IEEE_MODE` and attempts to set up the corresponding specified IEEE modes. The environment variable should be a list of keywords, separated by commas, like this,

```
GSL_IEEE_MODE = "keyword,keyword,..."
```

where *keyword* is one of the following mode-names,

```
single-precision
double-precision
extended-precision
round-to-nearest
round-down
round-up
round-to-zero
mask-all
mask-invalid
mask-denormalized
mask-division-by-zero
mask-overflow
mask-underflow
trap-inexact
trap-common
```

If `GSL_IEEE_MODE` is empty or undefined then the function returns immediately and no attempt is made to change the system's IEEE mode. When the modes from `GSL_IEEE_MODE` are turned on the function prints a short message showing the new settings to remind you that the results of the program will be affected.

If the requested modes are not supported by the platform being used then the function calls the error handler and returns an error code of `GSL_EUNSUP`.

When options are specified using this method, the resulting mode is based on a default setting of the highest available precision (double precision or extended precision, depending on the platform) in round-to-nearest mode, with all exceptions enabled apart from the `INEXACT` exception. The `INEXACT` exception is generated whenever rounding occurs, so it must generally be disabled in typical scientific calculations. All other floating-point exceptions are enabled by default, including underflows and the use of denormalized numbers, for safety. They can be disabled with the individual `mask-` settings or together using `mask-all`.

The following adjusted combination of modes is convenient for many purposes,

```
GSL_IEEE_MODE="double-precision,"\
 "mask-underflow,"\
 "mask-denormalized"
```

This choice ignores any errors relating to small numbers (either denormalized, or underflowing to zero) but traps overflows, division by zero and invalid operations.

Note that on the x86 series of processors this function sets both the original x87 mode and the newer MXCSR mode, which controls SSE floating-point operations. The SSE floating-point units do not have a precision-control bit, and always work in double-precision. The single-precision and extended-precision keywords have no effect in this case.

To demonstrate the effects of different rounding modes consider the following program which computes  $e$ , the base of natural logarithms, by summing a rapidly-decreasing series,

$$e = 1 + \frac{1}{2!} + \frac{1}{3!} + \frac{1}{4!} + \dots = 2.71828182846\dots$$

```
#include <stdio.h>
#include <gsl/gsl_math.h>
#include <gsl/gsl_ieee_utils.h>

int
main (void)
{
 double x = 1, oldsum = 0, sum = 0;
 int i = 0;

 gsl_ieee_env_setup (); /* read GSL_IEEE_MODE */

 do
 {
 i++;

 oldsum = sum;
 sum += x;
 x = x / i;
 }
```

```

 printf ("i=%2d sum=%.18f error=%g\n",
 i, sum, sum - M_E);

 if (i > 30)
 break;
 }
 while (sum != oldsum);

 return 0;
}

```

Here are the results of running the program in **round-to-nearest** mode. This is the IEEE default so it isn't really necessary to specify it here,

```

$ GSL_IEEE_MODE="round-to-nearest" ./a.out
i= 1 sum=1.000000000000000000 error=-1.71828
i= 2 sum=2.000000000000000000 error=-0.718282
....
i=18 sum=2.718281828459045535 error=4.44089e-16
i=19 sum=2.718281828459045535 error=4.44089e-16

```

After nineteen terms the sum converges to within  $4 \times 10^{-16}$  of the correct value. If we now change the rounding mode to **round-down** the final result is less accurate,

```

$ GSL_IEEE_MODE="round-down" ./a.out
i= 1 sum=1.000000000000000000 error=-1.71828
....
i=19 sum=2.718281828459041094 error=-3.9968e-15

```

The result is about  $4 \times 10^{-15}$  below the correct value, an order of magnitude worse than the result obtained in the **round-to-nearest** mode.

If we change to rounding mode to **round-up** then the final result is higher than the correct value (when we add each term to the sum the final result is always rounded up, which increases the sum by at least one tick until the added term underflows to zero). To avoid this problem we would need to use a safer converge criterion, such as `while (fabs(sum - oldsum) > epsilon)`, with a suitably chosen value of epsilon.

Finally we can see the effect of computing the sum using single-precision rounding, in the default **round-to-nearest** mode. In this case the program thinks it is still using double precision numbers but the CPU rounds the result of each floating point operation to single-precision accuracy. This simulates the effect of writing the program using single-precision `float` variables instead of `double` variables. The iteration stops after about half the number of iterations and the final result is much less accurate,

```

$ GSL_IEEE_MODE="single-precision" ./a.out
....
i=12 sum=2.718281984329223633 error=1.5587e-07

```

with an error of  $O(10^{-7})$ , which corresponds to single precision accuracy (about 1 part in  $10^7$ ). Continuing the iterations further does not decrease the error because all the subsequent results are rounded to the same value.

## 40.3 References and Further Reading

The reference for the IEEE standard is,

ANSI/IEEE Std 754-1985, IEEE Standard for Binary Floating-Point Arithmetic.

A more pedagogical introduction to the standard can be found in the following paper,

David Goldberg: What Every Computer Scientist Should Know About Floating-Point Arithmetic. *ACM Computing Surveys*, Vol. 23, No. 1 (March 1991), pages 5–48.

Corrigendum: *ACM Computing Surveys*, Vol. 23, No. 3 (September 1991), page 413.  
and see also the sections by B. A. Wichmann and Charles B. Dunham in Surveyor's Forum: “What Every Computer Scientist Should Know About Floating-Point Arithmetic”. *ACM Computing Surveys*, Vol. 24, No. 3 (September 1992), page 319.

A detailed textbook on IEEE arithmetic and its practical use is available from SIAM Press,

Michael L. Overton, *Numerical Computing with IEEE Floating Point Arithmetic*, SIAM Press, ISBN 0898715717.



## Appendix A Debugging Numerical Programs

This chapter describes some tips and tricks for debugging numerical programs which use GSL.

### A.1 Using gdb

Any errors reported by the library are passed to the function `gsl_error`. By running your programs under `gdb` and setting a breakpoint in this function you can automatically catch any library errors. You can add a breakpoint for every session by putting

```
break gsl_error
```

into your `‘.gdbinit’` file in the directory where your program is started.

If the breakpoint catches an error then you can use a backtrace (`bt`) to see the call-tree, and the arguments which possibly caused the error. By moving up into the calling function you can investigate the values of variables at that point. Here is an example from the program `fft/test_trap`, which contains the following line,

```
status = gsl_fft_complex_wavetable_alloc (0, &complex_wavetable);
```

The function `gsl_fft_complex_wavetable_alloc` takes the length of an FFT as its first argument. When this line is executed an error will be generated because the length of an FFT is not allowed to be zero.

To debug this problem we start `gdb`, using the file `‘.gdbinit’` to define a breakpoint in `gsl_error`,

```
$ gdb test_trap
```

```
GDB is free software and you are welcome to distribute copies
of it under certain conditions; type "show copying" to see
the conditions. There is absolutely no warranty for GDB;
type "show warranty" for details. GDB 4.16 (i586-debian-linux),
Copyright 1996 Free Software Foundation, Inc.
```

```
Breakpoint 1 at 0x8050b1e: file error.c, line 14.
```

When we run the program this breakpoint catches the error and shows the reason for it.

```
(gdb) run
Starting program: test_trap

Breakpoint 1, gsl_error (reason=0x8052b0d
 "length n must be positive integer",
 file=0x8052b04 "c_init.c", line=108, gsl_errno=1)
 at error.c:14
14 if (gsl_error_handler)
```

The first argument of `gsl_error` is always a string describing the error. Now we can look at the backtrace to see what caused the problem,

```
(gdb) bt
#0 gsl_error (reason=0x8052b0d
 "length n must be positive integer",
 file=0x8052b04 "c_init.c", line=108, gsl_errno=1)
 at error.c:14
#1 0x8049376 in gsl_fft_complex_wavetable_alloc (n=0,
 wavetable=0xbffff778) at c_init.c:108
#2 0x8048a00 in main (argc=1, argv=0xbffff9bc)
```

```

 at test_trap.c:94
#3 0x80488be in __crt_dummy__ ()

```

We can see that the error was generated in the function `gsl_fft_complex_wavetable_alloc` when it was called with an argument of `n=0`. The original call came from line 94 in the file ‘`test_trap.c`’.

By moving up to the level of the original call we can find the line that caused the error,

```

(gdb) up
#1 0x8049376 in gsl_fft_complex_wavetable_alloc (n=0,
 wavetable=0xbffff778) at c_init.c:108
108 GSL_ERROR ("length n must be positive integer", GSL_EDOM);
(gdb) up
#2 0x8048a00 in main (argc=1, argv=0xbffff9bc)
 at test_trap.c:94
94 status = gsl_fft_complex_wavetable_alloc (0,
 &complex_wavetable);

```

Thus we have found the line that caused the problem. From this point we could also print out the values of other variables such as `complex_wavetable`.

## A.2 Examining floating point registers

The contents of floating point registers can be examined using the command `info float` (on supported platforms).

```

(gdb) info float
st0: 0xc4018b895aa17a945000 Valid Normal -7.838871e+308
st1: 0x3ff9ea3f50e4d7275000 Valid Normal 0.0285946
st2: 0x3fe790c64ce27dad4800 Valid Normal 6.7415931e-08
st3: 0x3ffaa3ef0df6607d7800 Spec Normal 0.0400229
st4: 0x3c028000000000000000 Valid Normal 4.4501477e-308
st5: 0x3ffef5412c22219d9000 Zero Normal 0.9580257
st6: 0x3fff8000000000000000 Valid Normal 1
st7: 0xc4028b65a1f6d243c800 Valid Normal -1.566206e+309
fctrl: 0x0272 53 bit; NEAR; mask DENOR UNDER LOS;
fstat: 0xb9ba flags 0001; top 7; excep DENOR OVERF UNDER LOS
ftag: 0x3fff
fip: 0x08048b5c
fcs: 0x051a0023
fopoff: 0x08086820
fopsel: 0x002b

```

Individual registers can be examined using the variables `$reg`, where `reg` is the register name.

```

(gdb) p $st1
$1 = 0.028594644454261210347719

```

## A.3 Handling floating point exceptions

It is possible to stop the program whenever a SIGFPE floating point exception occurs. This can be useful for finding the cause of an unexpected infinity or NaN. The current handler settings can be shown with the command `info signal SIGFPE`.

```

(gdb) info signal SIGFPE
Signal Stop Print Pass to program Description
SIGFPE Yes Yes Yes Arithmetic exception

```

Unless the program uses a signal handler the default setting should be changed so that SIGFPE is not passed to the program, as this would cause it to exit. The command `handle SIGFPE stop nopass` prevents this.

```
(gdb) handle SIGFPE stop nopass
Signal Stop Print Pass to program Description
SIGFPE Yes Yes No Arithmetic exception
```

Depending on the platform it may be necessary to instruct the kernel to generate signals for floating point exceptions. For programs using GSL this can be achieved using the `GSL_IEEE_MODE` environment variable in conjunction with the function `gsl_ieee_env_setup` as described in see Chapter 40 [IEEE floating-point arithmetic], page 419.

```
(gdb) set env GSL_IEEE_MODE=double-precision
```

## A.4 GCC warning options for numerical programs

Writing reliable numerical programs in C requires great care. The following GCC warning options are recommended when compiling numerical programs:

```
gcc -ansi -pedantic -Werror -Wall -W
-Wmissing-prototypes -Wstrict-prototypes
-Wtraditional -Wconversion -Wshadow
-Wpointer-arith -Wcast-qual -Wcast-align
-Wwrite-strings -Wnested-externs
-fshort-enums -fno-common -Dinline= -g -O2
```

For details of each option consult the manual *Using and Porting GCC*. The following table gives a brief explanation of what types of errors these options catch.

### `-ansi -pedantic`

Use ANSI C, and reject any non-ANSI extensions. These flags help in writing portable programs that will compile on other systems.

**`-Werror`** Consider warnings to be errors, so that compilation stops. This prevents warnings from scrolling off the top of the screen and being lost. You won't be able to compile the program until it is completely warning-free.

**`-Wall`** This turns on a set of warnings for common programming problems. You need `-Wall`, but it is not enough on its own.

**`-O2`** Turn on optimization. The warnings for uninitialized variables in `-Wall` rely on the optimizer to analyze the code. If there is no optimization then these warnings aren't generated.

**`-W`** This turns on some extra warnings not included in `-Wall`, such as missing return values and comparisons between signed and unsigned integers.

### `-Wmissing-prototypes -Wstrict-prototypes`

Warn if there are any missing or inconsistent prototypes. Without prototypes it is harder to detect problems with incorrect arguments.

### `-Wtraditional`

This warns about certain constructs that behave differently in traditional and ANSI C. Whether the traditional or ANSI interpretation is used might be unpredictable on other compilers.

**-Wconversion**

The main use of this option is to warn about conversions from signed to unsigned integers. For example, `unsigned int x = -1`. If you need to perform such a conversion you can use an explicit cast.

**-Wshadow** This warns whenever a local variable shadows another local variable. If two variables have the same name then it is a potential source of confusion.

**-Wpointer-arith -Wcast-qual -Wcast-align**

These options warn if you try to do pointer arithmetic for types which don't have a size, such as `void`, if you remove a `const` cast from a pointer, or if you cast a pointer to a type which has a different size, causing an invalid alignment.

**-Wwrite-strings**

This option gives string constants a `const` qualifier so that it will be a compile-time error to attempt to overwrite them.

**-fshort-enums**

This option makes the type of `enum` as short as possible. Normally this makes an `enum` different from an `int`. Consequently any attempts to assign a pointer-to-`int` to a pointer-to-`enum` will generate a cast-alignment warning.

**-fno-common**

This option prevents global variables being simultaneously defined in different object files (you get an error at link time). Such a variable should be defined in one file and referred to in other files with an `extern` declaration.

**-Wnested-externs**

This warns if an `extern` declaration is encountered within a function.

**-Dinline=**

The `inline` keyword is not part of ANSI C. Thus if you want to use `-ansi` with a program which uses inline functions you can use this preprocessor definition to remove the `inline` keywords.

**-g**

It always makes sense to put debugging symbols in the executable so that you can debug it using `gdb`. The only effect of debugging symbols is to increase the size of the file, and you can use the `strip` command to remove them later if necessary.

## A.5 References and Further Reading

The following books are essential reading for anyone writing and debugging numerical programs with GCC and GDB.

R.M. Stallman, *Using and Porting GNU CC*, Free Software Foundation, ISBN 1882114388

R.M. Stallman, R.H. Pesch, *Debugging with GDB: The GNU Source-Level Debugger*, Free Software Foundation, ISBN 1882114779

For a tutorial introduction to the GNU C Compiler and related programs, see

B.J. Gough, *An Introduction to GCC*, Network Theory Ltd, ISBN 0954161793

## Appendix B Contributors to GSL

(See the AUTHORS file in the distribution for up-to-date information.)

### Mark Galassi

Conceived GSL (with James Theiler) and wrote the design document. Wrote the simulated annealing package and the relevant chapter in the manual.

### James Theiler

Conceived GSL (with Mark Galassi). Wrote the random number generators and the relevant chapter in this manual.

### Jim Davies

Wrote the statistical routines and the relevant chapter in this manual.

### Brian Gough

FFTs, numerical integration, random number generators and distributions, root finding, minimization and fitting, polynomial solvers, complex numbers, physical constants, permutations, vector and matrix functions, histograms, statistics, iee-utis, revised CBLAS Level 2 & 3, matrix decompositions, eigensystems, cumulative distribution functions, testing, documentation and releases.

### Reid Priedhorsky

Wrote and documented the initial version of the root finding routines while at Los Alamos National Laboratory, Mathematical Modeling and Analysis Group.

### Gerard Jungman

Special Functions, Series acceleration, ODEs, BLAS, Linear Algebra, Eigensystems, Hankel Transforms.

### Mike Booth

Wrote the Monte Carlo library.

### Jorma Olavi Tähtinen

Wrote the initial complex arithmetic functions.

### Thomas Walter

Wrote the initial heapsort routines and cholesky decomposition.

### Fabrice Rossi

Multidimensional minimization.

### Carlo Perassi

Implementation of the random number generators in Knuth's *Seminumerical Algorithms*, 3rd Ed.

### Szymon Jaroszewicz

Wrote the routines for generating combinations.

### Nicolas Darnis

Wrote the initial routines for canonical permutations.

### Jason H. Stover

Wrote the major cumulative distribution functions.

**Ivo Alxneit**

Wrote the routines for wavelet transforms.

**Tuomo Keskitalo**

Improved the implementation of the ODE solvers.

**Lowell Johnson**

Implementation of the Mathieu functions.

**Patrick Alken**

Implementation of non-symmetric and generalized eigensystems and B-splines.

Thanks to Nigel Lowry for help in proofreading the manual.

The non-symmetric eigensystems routines contain code based on the LAPACK linear algebra library. LAPACK is distributed under the following license:

Copyright (c) 1992-2006 The University of Tennessee. All rights reserved.

Redistribution and use in source and binary forms, with or without modification, are permitted provided that the following conditions are met:

- Redistributions of source code must retain the above copyright notice, this list of conditions and the following disclaimer.
- Redistributions in binary form must reproduce the above copyright notice, this list of conditions and the following disclaimer listed in this license in the documentation and/or other materials provided with the distribution.
- Neither the name of the copyright holders nor the names of its contributors may be used to endorse or promote products derived from this software without specific prior written permission.

THIS SOFTWARE IS PROVIDED BY THE COPYRIGHT HOLDERS AND CONTRIBUTORS "AS IS" AND ANY EXPRESS OR IMPLIED WARRANTIES, INCLUDING, BUT NOT LIMITED TO, THE IMPLIED WARRANTIES OF MERCHANTABILITY AND FITNESS FOR A PARTICULAR PURPOSE ARE DISCLAIMED. IN NO EVENT SHALL THE COPYRIGHT OWNER OR CONTRIBUTORS BE LIABLE FOR ANY DIRECT, INDIRECT, INCIDENTAL, SPECIAL, EXEMPLARY, OR CONSEQUENTIAL DAMAGES (INCLUDING, BUT NOT LIMITED TO, PROCUREMENT OF SUBSTITUTE GOODS OR SERVICES; LOSS OF USE, DATA, OR PROFITS; OR BUSINESS INTERRUPTION) HOWEVER CAUSED AND ON ANY THEORY OF LIABILITY, WHETHER IN CONTRACT, STRICT LIABILITY, OR TORT (INCLUDING NEGLIGENCE OR OTHERWISE) ARISING IN ANY WAY OUT OF THE USE OF THIS SOFTWARE, EVEN IF ADVISED OF THE POSSIBILITY OF SUCH DAMAGE.

## Appendix C Autoconf Macros

For applications using `autoconf` the standard macro `AC_CHECK_LIB` can be used to link with `GSL` automatically from a `configure` script. The library itself depends on the presence of a `CBLAS` and `math` library as well, so these must also be located before linking with the main `libgsl` file. The following commands should be placed in the ‘`configure.ac`’ file to perform these tests,

```
AC_CHECK_LIB([m],[cos])
AC_CHECK_LIB([gslcblas],[cblas_dgemm])
AC_CHECK_LIB([gsl],[gsl_blas_dgemm])
```

It is important to check for `libm` and `libgslcblas` before `libgsl`, otherwise the tests will fail. Assuming the libraries are found the output during the configure stage looks like this,

```
checking for cos in -lm... yes
checking for cblas_dgemm in -lgslcblas... yes
checking for gsl_blas_dgemm in -lgsl... yes
```

If the library is found then the tests will define the macros `HAVE_LIBGSL`, `HAVE_LIBGSLCBLAS`, `HAVE_LIBM` and add the options `-lgsl -lgslcblas -lm` to the variable `LIBS`.

The tests above will find any version of the library. They are suitable for general use, where the versions of the functions are not important. An alternative macro is available in the file ‘`gsl.m4`’ to test for a specific version of the library. To use this macro simply add the following line to your ‘`configure.in`’ file instead of the tests above:

```
AX_PATH_GSL(GSL_VERSION,
 [action-if-found],
 [action-if-not-found])
```

The argument `GSL_VERSION` should be the two or three digit `MAJOR.MINOR` or `MAJOR.MINOR.MICRO` version number of the release you require. A suitable choice for `action-if-not-found` is,

```
AC_MSG_ERROR(could not find required version of GSL)
```

Then you can add the variables `GSL_LIBS` and `GSL_CFLAGS` to your `Makefile.am` files to obtain the correct compiler flags. `GSL_LIBS` is equal to the output of the `gsl-config --libs` command and `GSL_CFLAGS` is equal to `gsl-config --cflags` command. For example,

```
libfoo_la_LDFLAGS = -lfoo $(GSL_LIBS) -lgslcblas
```

Note that the macro `AX_PATH_GSL` needs to use the C compiler so it should appear in the ‘`configure.in`’ file before the macro `AC_LANG_CPLUSPLUS` for programs that use C++.

To test for `inline` the following test should be placed in your ‘`configure.in`’ file,

```
AC_C_INLINE

if test "$ac_cv_c_inline" != no ; then
 AC_DEFINE(HAVE_INLINE,1)
 AC_SUBST(HAVE_INLINE)
fi
```

and the macro will then be defined in the compilation flags or by including the file ‘`config.h`’ before any library headers.

The following autoconf test will check for `extern inline`,

```

dnl Check for "extern inline", using a modified version
dnl of the test for AC_C_INLINE from acspecific.mt
dnl
AC_CACHE_CHECK([for extern inline], ac_cv_c_extern_inline,
[ac_cv_c_extern_inline=no
AC_TRY_COMPILE([extern $ac_cv_c_inline double foo(double x);
extern $ac_cv_c_inline double foo(double x) { return x+1.0; };
double foo (double x) { return x + 1.0; };],
[foo(1.0)],
[ac_cv_c_extern_inline="yes"])
])

if test "$ac_cv_c_extern_inline" != no ; then
 AC_DEFINE(HAVE_INLINE,1)
 AC_SUBST(HAVE_INLINE)
fi

```

The substitution of portability functions can be made automatically if you use `autoconf`. For example, to test whether the BSD function `hypot` is available you can include the following line in the configure file `'configure.in'` for your application,

```
AC_CHECK_FUNCS(hypot)
```

and place the following macro definitions in the file `'config.h.in'`,

```

/* Substitute gsl_hypot for missing system hypot */

#ifndef HAVE_HYPOT
#define hypot gsl_hypot
#endif

```

The application source files can then use the include command `#include <config.h>` to substitute `gsl_hypot` for each occurrence of `hypot` when `hypot` is not available.



## Appendix D GSL CBLAS Library

The prototypes for the low-level CBLAS functions are declared in the file `gsl_cblas.h`. For the definition of the functions consult the documentation available from Netlib (see Section 12.3 [BLAS References and Further Reading], page 126).

### D.1 Level 1

|                                       |                                                                                                                                                  |            |
|---------------------------------------|--------------------------------------------------------------------------------------------------------------------------------------------------|------------|
| <code>float cblas_sdsdot</code>       | <i>(const int N, const float <b>alpha</b>, const float * <b>x</b>,<br/>const int <b>incx</b>, const float * <b>y</b>, const int <b>incy</b>)</i> | [Function] |
| <code>double cblas_dsdot</code>       | <i>(const int N, const float * <b>x</b>, const int <b>incx</b>, const<br/>float * <b>y</b>, const int <b>incy</b>)</i>                           | [Function] |
| <code>float cblas_sdot</code>         | <i>(const int N, const float * <b>x</b>, const int <b>incx</b>, const<br/>float * <b>y</b>, const int <b>incy</b>)</i>                           | [Function] |
| <code>double cblas_ddot</code>        | <i>(const int N, const double * <b>x</b>, const int <b>incx</b>, const<br/>double * <b>y</b>, const int <b>incy</b>)</i>                         | [Function] |
| <code>void cblas_cdotu_sub</code>     | <i>(const int N, const void * <b>x</b>, const int <b>incx</b>,<br/>const void * <b>y</b>, const int <b>incy</b>, void * <b>dotu</b>)</i>         | [Function] |
| <code>void cblas_cdotc_sub</code>     | <i>(const int N, const void * <b>x</b>, const int <b>incx</b>,<br/>const void * <b>y</b>, const int <b>incy</b>, void * <b>dotc</b>)</i>         | [Function] |
| <code>void cblas_zdotu_sub</code>     | <i>(const int N, const void * <b>x</b>, const int <b>incx</b>,<br/>const void * <b>y</b>, const int <b>incy</b>, void * <b>dotu</b>)</i>         | [Function] |
| <code>void cblas_zdotc_sub</code>     | <i>(const int N, const void * <b>x</b>, const int <b>incx</b>,<br/>const void * <b>y</b>, const int <b>incy</b>, void * <b>dotc</b>)</i>         | [Function] |
| <code>float cblas_snrm2</code>        | <i>(const int N, const float * <b>x</b>, const int <b>incx</b>)</i>                                                                              | [Function] |
| <code>float cblas_sasum</code>        | <i>(const int N, const float * <b>x</b>, const int <b>incx</b>)</i>                                                                              | [Function] |
| <code>double cblas_dnrm2</code>       | <i>(const int N, const double * <b>x</b>, const int <b>incx</b>)</i>                                                                             | [Function] |
| <code>double cblas_dasum</code>       | <i>(const int N, const double * <b>x</b>, const int <b>incx</b>)</i>                                                                             | [Function] |
| <code>float cblas_scnrm2</code>       | <i>(const int N, const void * <b>x</b>, const int <b>incx</b>)</i>                                                                               | [Function] |
| <code>float cblas_scasum</code>       | <i>(const int N, const void * <b>x</b>, const int <b>incx</b>)</i>                                                                               | [Function] |
| <code>double cblas_dznrm2</code>      | <i>(const int N, const void * <b>x</b>, const int <b>incx</b>)</i>                                                                               | [Function] |
| <code>double cblas_dzasum</code>      | <i>(const int N, const void * <b>x</b>, const int <b>incx</b>)</i>                                                                               | [Function] |
| <code>CBLAS_INDEX cblas_isamax</code> | <i>(const int N, const float * <b>x</b>, const int<br/><b>incx</b>)</i>                                                                          | [Function] |
| <code>CBLAS_INDEX cblas_idamax</code> | <i>(const int N, const double * <b>x</b>, const int<br/><b>incx</b>)</i>                                                                         | [Function] |
| <code>CBLAS_INDEX cblas_icamax</code> | <i>(const int N, const void * <b>x</b>, const int <b>incx</b>)</i>                                                                               | [Function] |
| <code>CBLAS_INDEX cblas_izamax</code> | <i>(const int N, const void * <b>x</b>, const int <b>incx</b>)</i>                                                                               | [Function] |

|                                                                                                                                                                                     |            |
|-------------------------------------------------------------------------------------------------------------------------------------------------------------------------------------|------------|
| <code>void cblas_sswap (const int <i>N</i>, float * <i>x</i>, const int <i>incx</i>, float * <i>y</i>, const int <i>incy</i>)</code>                                                | [Function] |
| <code>void cblas_scopy (const int <i>N</i>, const float * <i>x</i>, const int <i>incx</i>, float * <i>y</i>, const int <i>incy</i>)</code>                                          | [Function] |
| <code>void cblas_saxpy (const int <i>N</i>, const float <i>alpha</i>, const float * <i>x</i>, const int <i>incx</i>, float * <i>y</i>, const int <i>incy</i>)</code>                | [Function] |
| <code>void cblas_dswap (const int <i>N</i>, double * <i>x</i>, const int <i>incx</i>, double * <i>y</i>, const int <i>incy</i>)</code>                                              | [Function] |
| <code>void cblas_dcopy (const int <i>N</i>, const double * <i>x</i>, const int <i>incx</i>, double * <i>y</i>, const int <i>incy</i>)</code>                                        | [Function] |
| <code>void cblas_daxpy (const int <i>N</i>, const double <i>alpha</i>, const double * <i>x</i>, const int <i>incx</i>, double * <i>y</i>, const int <i>incy</i>)</code>             | [Function] |
| <code>void cblas_cswap (const int <i>N</i>, void * <i>x</i>, const int <i>incx</i>, void * <i>y</i>, const int <i>incy</i>)</code>                                                  | [Function] |
| <code>void cblas_ccopy (const int <i>N</i>, const void * <i>x</i>, const int <i>incx</i>, void * <i>y</i>, const int <i>incy</i>)</code>                                            | [Function] |
| <code>void cblas_caxpy (const int <i>N</i>, const void * <i>alpha</i>, const void * <i>x</i>, const int <i>incx</i>, void * <i>y</i>, const int <i>incy</i>)</code>                 | [Function] |
| <code>void cblas_zswap (const int <i>N</i>, void * <i>x</i>, const int <i>incx</i>, void * <i>y</i>, const int <i>incy</i>)</code>                                                  | [Function] |
| <code>void cblas_zcopy (const int <i>N</i>, const void * <i>x</i>, const int <i>incx</i>, void * <i>y</i>, const int <i>incy</i>)</code>                                            | [Function] |
| <code>void cblas_zaxpy (const int <i>N</i>, const void * <i>alpha</i>, const void * <i>x</i>, const int <i>incx</i>, void * <i>y</i>, const int <i>incy</i>)</code>                 | [Function] |
| <code>void cblas_srotg (float * <i>a</i>, float * <i>b</i>, float * <i>c</i>, float * <i>s</i>)</code>                                                                              | [Function] |
| <code>void cblas_srotmg (float * <i>d1</i>, float * <i>d2</i>, float * <i>b1</i>, const float <i>b2</i>, float * <i>P</i>)</code>                                                   | [Function] |
| <code>void cblas_srot (const int <i>N</i>, float * <i>x</i>, const int <i>incx</i>, float * <i>y</i>, const int <i>incy</i>, const float <i>c</i>, const float <i>s</i>)</code>     | [Function] |
| <code>void cblas_srotm (const int <i>N</i>, float * <i>x</i>, const int <i>incx</i>, float * <i>y</i>, const int <i>incy</i>, const float * <i>P</i>)</code>                        | [Function] |
| <code>void cblas_drotg (double * <i>a</i>, double * <i>b</i>, double * <i>c</i>, double * <i>s</i>)</code>                                                                          | [Function] |
| <code>void cblas_drotmg (double * <i>d1</i>, double * <i>d2</i>, double * <i>b1</i>, const double <i>b2</i>, double * <i>P</i>)</code>                                              | [Function] |
| <code>void cblas_drot (const int <i>N</i>, double * <i>x</i>, const int <i>incx</i>, double * <i>y</i>, const int <i>incy</i>, const double <i>c</i>, const double <i>s</i>)</code> | [Function] |
| <code>void cblas_drotm (const int <i>N</i>, double * <i>x</i>, const int <i>incx</i>, double * <i>y</i>, const int <i>incy</i>, const double * <i>P</i>)</code>                     | [Function] |

```

void cblas_sscal (const int N, const float alpha, float * x, const int [Function]
 incx)
void cblas_dscal (const int N, const double alpha, double * x, const [Function]
 int incx)
void cblas_cscal (const int N, const void * alpha, void * x, const int [Function]
 incx)
void cblas_zscal (const int N, const void * alpha, void * x, const int [Function]
 incx)
void cblas_csscal (const int N, const float alpha, void * x, const int [Function]
 incx)
void cblas_zdscal (const int N, const double alpha, void * x, const int [Function]
 incx)

```

## D.2 Level 2

```

void cblas_sgemv (const enum CBLAS_ORDER order, const enum [Function]
 CBLAS_TRANSPOSE TransA, const int M, const int N, const float alpha,
 const float * A, const int lda, const float * x, const int incx, const float beta,
 float * y, const int incy)
void cblas_sgbmv (const enum CBLAS_ORDER order, const enum [Function]
 CBLAS_TRANSPOSE TransA, const int M, const int N, const int KL, const int
 KU, const float alpha, const float * A, const int lda, const float * x, const int
 incx, const float beta, float * y, const int incy)
void cblas_strmv (const enum CBLAS_ORDER order, const enum [Function]
 CBLAS_UPLO Uplo, const enum CBLAS_TRANSPOSE TransA, const enum
 CBLAS_DIAG Diag, const int N, const float * A, const int lda, float * x, const
 int incx)
void cblas_stbmv (const enum CBLAS_ORDER order, const enum [Function]
 CBLAS_UPLO Uplo, const enum CBLAS_TRANSPOSE TransA, const enum
 CBLAS_DIAG Diag, const int N, const int K, const float * A, const int lda,
 float * x, const int incx)
void cblas_stpmv (const enum CBLAS_ORDER order, const enum [Function]
 CBLAS_UPLO Uplo, const enum CBLAS_TRANSPOSE TransA, const enum
 CBLAS_DIAG Diag, const int N, const float * Ap, float * x, const int incx)
void cblas_strsv (const enum CBLAS_ORDER order, const enum [Function]
 CBLAS_UPLO Uplo, const enum CBLAS_TRANSPOSE TransA, const enum
 CBLAS_DIAG Diag, const int N, const float * A, const int lda, float * x, const
 int incx)
void cblas_stbsv (const enum CBLAS_ORDER order, const enum [Function]
 CBLAS_UPLO Uplo, const enum CBLAS_TRANSPOSE TransA, const enum
 CBLAS_DIAG Diag, const int N, const int K, const float * A, const int lda,
 float * x, const int incx)

```

```

void cblas_stpsv (const enum CBLAS_ORDER order, const enum [Function]
 CBLAS_UPLO Uplo, const enum CBLAS_TRANSPOSE TransA, const enum
 CBLAS_DIAG Diag, const int N, const float * Ap, float * x, const int incx)

void cblas_dgemv (const enum CBLAS_ORDER order, const enum [Function]
 CBLAS_TRANSPOSE TransA, const int M, const int N, const double alpha,
 const double * A, const int lda, const double * x, const int incx, const double
 beta, double * y, const int incy)

void cblas_dgbmv (const enum CBLAS_ORDER order, const enum [Function]
 CBLAS_TRANSPOSE TransA, const int M, const int N, const int KL, const int
 KU, const double alpha, const double * A, const int lda, const double * x,
 const int incx, const double beta, double * y, const int incy)

void cblas_dtrmv (const enum CBLAS_ORDER order, const enum [Function]
 CBLAS_UPLO Uplo, const enum CBLAS_TRANSPOSE TransA, const enum
 CBLAS_DIAG Diag, const int N, const double * A, const int lda, double * x,
 const int incx)

void cblas_dtbmv (const enum CBLAS_ORDER order, const enum [Function]
 CBLAS_UPLO Uplo, const enum CBLAS_TRANSPOSE TransA, const enum
 CBLAS_DIAG Diag, const int N, const int K, const double * A, const int lda,
 double * x, const int incx)

void cblas_dtpmv (const enum CBLAS_ORDER order, const enum [Function]
 CBLAS_UPLO Uplo, const enum CBLAS_TRANSPOSE TransA, const enum
 CBLAS_DIAG Diag, const int N, const double * Ap, double * x, const int
 incx)

void cblas_dtrsv (const enum CBLAS_ORDER order, const enum [Function]
 CBLAS_UPLO Uplo, const enum CBLAS_TRANSPOSE TransA, const enum
 CBLAS_DIAG Diag, const int N, const double * A, const int lda, double * x,
 const int incx)

void cblas_dtbsv (const enum CBLAS_ORDER order, const enum [Function]
 CBLAS_UPLO Uplo, const enum CBLAS_TRANSPOSE TransA, const enum
 CBLAS_DIAG Diag, const int N, const int K, const double * A, const int lda,
 double * x, const int incx)

void cblas_dtpsv (const enum CBLAS_ORDER order, const enum [Function]
 CBLAS_UPLO Uplo, const enum CBLAS_TRANSPOSE TransA, const enum
 CBLAS_DIAG Diag, const int N, const double * Ap, double * x, const int
 incx)

void cblas_cgemv (const enum CBLAS_ORDER order, const enum [Function]
 CBLAS_TRANSPOSE TransA, const int M, const int N, const void * alpha,
 const void * A, const int lda, const void * x, const int incx, const void * beta,
 void * y, const int incy)

void cblas_cgbmv (const enum CBLAS_ORDER order, const enum [Function]
 CBLAS_TRANSPOSE TransA, const int M, const int N, const int KL, const int
 KU, const void * alpha, const void * A, const int lda, const void * x, const int
 incx, const void * beta, void * y, const int incy)

```

```

void cblas_ctrmv (const enum CBLAS_ORDER order, const enum [Function]
 CBLAS_UPLO Uplo, const enum CBLAS_TRANSPOSE TransA, const enum
 CBLAS_DIAG Diag, const int N, const void * A, const int lda, void * x, const
 int incx)

void cblas_ctbmv (const enum CBLAS_ORDER order, const enum [Function]
 CBLAS_UPLO Uplo, const enum CBLAS_TRANSPOSE TransA, const enum
 CBLAS_DIAG Diag, const int N, const int K, const void * A, const int lda,
 void * x, const int incx)

void cblas_ctpmv (const enum CBLAS_ORDER order, const enum [Function]
 CBLAS_UPLO Uplo, const enum CBLAS_TRANSPOSE TransA, const enum
 CBLAS_DIAG Diag, const int N, const void * Ap, void * x, const int incx)

void cblas_ctrsv (const enum CBLAS_ORDER order, const enum [Function]
 CBLAS_UPLO Uplo, const enum CBLAS_TRANSPOSE TransA, const enum
 CBLAS_DIAG Diag, const int N, const void * A, const int lda, void * x, const
 int incx)

void cblas_ctbsv (const enum CBLAS_ORDER order, const enum [Function]
 CBLAS_UPLO Uplo, const enum CBLAS_TRANSPOSE TransA, const enum
 CBLAS_DIAG Diag, const int N, const int K, const void * A, const int lda,
 void * x, const int incx)

void cblas_ctpsv (const enum CBLAS_ORDER order, const enum [Function]
 CBLAS_UPLO Uplo, const enum CBLAS_TRANSPOSE TransA, const enum
 CBLAS_DIAG Diag, const int N, const void * Ap, void * x, const int incx)

void cblas_zgemv (const enum CBLAS_ORDER order, const enum [Function]
 CBLAS_TRANSPOSE TransA, const int M, const int N, const void * alpha,
 const void * A, const int lda, const void * x, const int incx, const void * beta,
 void * y, const int incy)

void cblas_zgbmv (const enum CBLAS_ORDER order, const enum [Function]
 CBLAS_TRANSPOSE TransA, const int M, const int N, const int KL, const int
 KU, const void * alpha, const void * A, const int lda, const void * x, const int
 incx, const void * beta, void * y, const int incy)

void cblas_ztrmv (const enum CBLAS_ORDER order, const enum [Function]
 CBLAS_UPLO Uplo, const enum CBLAS_TRANSPOSE TransA, const enum
 CBLAS_DIAG Diag, const int N, const void * A, const int lda, void * x, const
 int incx)

void cblas_ztbmv (const enum CBLAS_ORDER order, const enum [Function]
 CBLAS_UPLO Uplo, const enum CBLAS_TRANSPOSE TransA, const enum
 CBLAS_DIAG Diag, const int N, const int K, const void * A, const int lda,
 void * x, const int incx)

void cblas_ztpmv (const enum CBLAS_ORDER order, const enum [Function]
 CBLAS_UPLO Uplo, const enum CBLAS_TRANSPOSE TransA, const enum
 CBLAS_DIAG Diag, const int N, const void * Ap, void * x, const int incx)

```

```

void cblas_ztrsv (const enum CBLAS_ORDER order, const enum [Function]
 CBLAS_UPLO Uplo, const enum CBLAS_TRANSPOSE TransA, const enum
 CBLAS_DIAG Diag, const int N, const void * A, const int lda, void * x, const
 int incx)

void cblas_ztbsv (const enum CBLAS_ORDER order, const enum [Function]
 CBLAS_UPLO Uplo, const enum CBLAS_TRANSPOSE TransA, const enum
 CBLAS_DIAG Diag, const int N, const int K, const void * A, const int lda,
 void * x, const int incx)

void cblas_ztpsv (const enum CBLAS_ORDER order, const enum [Function]
 CBLAS_UPLO Uplo, const enum CBLAS_TRANSPOSE TransA, const enum
 CBLAS_DIAG Diag, const int N, const void * Ap, void * x, const int incx)

void cblas_ssymv (const enum CBLAS_ORDER order, const enum [Function]
 CBLAS_UPLO Uplo, const int N, const float alpha, const float * A, const int
 lda, const float * x, const int incx, const float beta, float * y, const int incy)

void cblas_ssbmv (const enum CBLAS_ORDER order, const enum [Function]
 CBLAS_UPLO Uplo, const int N, const int K, const float alpha, const float *
 A, const int lda, const float * x, const int incx, const float beta, float * y,
 const int incy)

void cblas_sspmv (const enum CBLAS_ORDER order, const enum [Function]
 CBLAS_UPLO Uplo, const int N, const float alpha, const float * Ap, const
 float * x, const int incx, const float beta, float * y, const int incy)

void cblas_sger (const enum CBLAS_ORDER order, const int M, [Function]
 const int N, const float alpha, const float * x, const int incx, const float * y,
 const int incy, float * A, const int lda)

void cblas_ssyv (const enum CBLAS_ORDER order, const enum [Function]
 CBLAS_UPLO Uplo, const int N, const float alpha, const float * x, const int
 incx, float * A, const int lda)

void cblas_sspr (const enum CBLAS_ORDER order, const enum [Function]
 CBLAS_UPLO Uplo, const int N, const float alpha, const float * x, const int
 incx, float * Ap)

void cblas_ssyv2 (const enum CBLAS_ORDER order, const enum [Function]
 CBLAS_UPLO Uplo, const int N, const float alpha, const float * x, const int
 incx, const float * y, const int incy, float * A, const int lda)

void cblas_sspr2 (const enum CBLAS_ORDER order, const enum [Function]
 CBLAS_UPLO Uplo, const int N, const float alpha, const float * x, const int
 incx, const float * y, const int incy, float * A)

void cblas_dsymv (const enum CBLAS_ORDER order, const enum [Function]
 CBLAS_UPLO Uplo, const int N, const double alpha, const double * A, const
 int lda, const double * x, const int incx, const double beta, double * y, const
 int incy)

```

```

void cblas_dsbmv (const enum CBLAS_ORDER order, const enum [Function]
 CBLAS_UPLO Uplo, const int N, const int K, const double alpha, const
 double * A, const int lda, const double * x, const int incx, const double beta,
 double * y, const int incy)

void cblas_dspmv (const enum CBLAS_ORDER order, const enum [Function]
 CBLAS_UPLO Uplo, const int N, const double alpha, const double * Ap, const
 double * x, const int incx, const double beta, double * y, const int incy)

void cblas_dger (const enum CBLAS_ORDER order, const int M, [Function]
 const int N, const double alpha, const double * x, const int incx, const double
 * y, const int incy, double * A, const int lda)

void cblas_dsyr (const enum CBLAS_ORDER order, const enum [Function]
 CBLAS_UPLO Uplo, const int N, const double alpha, const double * x, const
 int incx, double * A, const int lda)

void cblas_dspr (const enum CBLAS_ORDER order, const enum [Function]
 CBLAS_UPLO Uplo, const int N, const double alpha, const double * x, const
 int incx, double * Ap)

void cblas_dsyr2 (const enum CBLAS_ORDER order, const enum [Function]
 CBLAS_UPLO Uplo, const int N, const double alpha, const double * x, const
 int incx, const double * y, const int incy, double * A, const int lda)

void cblas_dspr2 (const enum CBLAS_ORDER order, const enum [Function]
 CBLAS_UPLO Uplo, const int N, const double alpha, const double * x, const
 int incx, const double * y, const int incy, double * A)

void cblas_chemv (const enum CBLAS_ORDER order, const enum [Function]
 CBLAS_UPLO Uplo, const int N, const void * alpha, const void * A, const int
 lda, const void * x, const int incx, const void * beta, void * y, const int
 incy)

void cblas_chbmv (const enum CBLAS_ORDER order, const enum [Function]
 CBLAS_UPLO Uplo, const int N, const int K, const void * alpha, const void *
 A, const int lda, const void * x, const int incx, const void * beta, void * y,
 const int incy)

void cblas_chpmv (const enum CBLAS_ORDER order, const enum [Function]
 CBLAS_UPLO Uplo, const int N, const void * alpha, const void * Ap, const
 void * x, const int incx, const void * beta, void * y, const int incy)

void cblas_cgeru (const enum CBLAS_ORDER order, const int M, [Function]
 const int N, const void * alpha, const void * x, const int incx, const void * y,
 const int incy, void * A, const int lda)

void cblas_cgerc (const enum CBLAS_ORDER order, const int M, [Function]
 const int N, const void * alpha, const void * x, const int incx, const void * y,
 const int incy, void * A, const int lda)

void cblas_cher (const enum CBLAS_ORDER order, const enum [Function]
 CBLAS_UPLO Uplo, const int N, const float alpha, const void * x, const int
 incx, void * A, const int lda)

```

```

void cblas_chpr (const enum CBLAS_ORDER order, const enum [Function]
 CBLAS_UPLO Uplo, const int N, const float alpha, const void * x, const int
 incx, void * A)

void cblas_cher2 (const enum CBLAS_ORDER order, const enum [Function]
 CBLAS_UPLO Uplo, const int N, const void * alpha, const void * x, const int
 incx, const void * y, const int incy, void * A, const int lda)

void cblas_chpr2 (const enum CBLAS_ORDER order, const enum [Function]
 CBLAS_UPLO Uplo, const int N, const void * alpha, const void * x, const int
 incx, const void * y, const int incy, void * Ap)

void cblas_zhemv (const enum CBLAS_ORDER order, const enum [Function]
 CBLAS_UPLO Uplo, const int N, const void * alpha, const void * A, const int
 lda, const void * x, const int incx, const void * beta, void * y, const int
 incy)

void cblas_zhbmvm (const enum CBLAS_ORDER order, const enum [Function]
 CBLAS_UPLO Uplo, const int N, const int K, const void * alpha, const void *
 A, const int lda, const void * x, const int incx, const void * beta, void * y,
 const int incy)

void cblas_zhpmv (const enum CBLAS_ORDER order, const enum [Function]
 CBLAS_UPLO Uplo, const int N, const void * alpha, const void * Ap, const
 void * x, const int incx, const void * beta, void * y, const int incy)

void cblas_zgeru (const enum CBLAS_ORDER order, const int M, [Function]
 const int N, const void * alpha, const void * x, const int incx, const void * y,
 const int incy, void * A, const int lda)

void cblas_zgerc (const enum CBLAS_ORDER order, const int M, [Function]
 const int N, const void * alpha, const void * x, const int incx, const void * y,
 const int incy, void * A, const int lda)

void cblas_zher (const enum CBLAS_ORDER order, const enum [Function]
 CBLAS_UPLO Uplo, const int N, const double alpha, const void * x, const int
 incx, void * A, const int lda)

void cblas_zhpr (const enum CBLAS_ORDER order, const enum [Function]
 CBLAS_UPLO Uplo, const int N, const double alpha, const void * x, const int
 incx, void * A)

void cblas_zher2 (const enum CBLAS_ORDER order, const enum [Function]
 CBLAS_UPLO Uplo, const int N, const void * alpha, const void * x, const int
 incx, const void * y, const int incy, void * A, const int lda)

void cblas_zhpr2 (const enum CBLAS_ORDER order, const enum [Function]
 CBLAS_UPLO Uplo, const int N, const void * alpha, const void * x, const int
 incx, const void * y, const int incy, void * Ap)

```



### D.3 Level 3

```

void cblas_sgemm (const enum CBLAS_ORDER Order, const enum [Function]
 CBLAS_TRANSPOSE TransA, const enum CBLAS_TRANSPOSE TransB,
 const int M, const int N, const int K, const float alpha, const float * A, const int
 lda, const float * B, const int ldb, const float beta, float * C, const int ldc)

void cblas_ssymb (const enum CBLAS_ORDER Order, const enum [Function]
 CBLAS_SIDE Side, const enum CBLAS_UPLO Uplo, const int M, const int N,
 const float alpha, const float * A, const int lda, const float * B, const int ldb,
 const float beta, float * C, const int ldc)

void cblas_ssyrrk (const enum CBLAS_ORDER Order, const enum [Function]
 CBLAS_UPLO Uplo, const enum CBLAS_TRANSPOSE Trans, const int N,
 const int K, const float alpha, const float * A, const int lda, const float beta,
 float * C, const int ldc)

void cblas_ssyrr2k (const enum CBLAS_ORDER Order, const enum [Function]
 CBLAS_UPLO Uplo, const enum CBLAS_TRANSPOSE Trans, const int N,
 const int K, const float alpha, const float * A, const int lda, const float * B,
 const int ldb, const float beta, float * C, const int ldc)

void cblas_strmm (const enum CBLAS_ORDER Order, const enum [Function]
 CBLAS_SIDE Side, const enum CBLAS_UPLO Uplo, const enum
 CBLAS_TRANSPOSE TransA, const enum CBLAS_DIAG Diag, const int M,
 const int N, const float alpha, const float * A, const int lda, float * B, const int
 ldb)

void cblas_strsm (const enum CBLAS_ORDER Order, const enum [Function]
 CBLAS_SIDE Side, const enum CBLAS_UPLO Uplo, const enum
 CBLAS_TRANSPOSE TransA, const enum CBLAS_DIAG Diag, const int M,
 const int N, const float alpha, const float * A, const int lda, float * B, const int
 ldb)

void cblas_dgemm (const enum CBLAS_ORDER Order, const enum [Function]
 CBLAS_TRANSPOSE TransA, const enum CBLAS_TRANSPOSE TransB,
 const int M, const int N, const int K, const double alpha, const double * A,
 const int lda, const double * B, const int ldb, const double beta, double * C,
 const int ldc)

void cblas_dsymb (const enum CBLAS_ORDER Order, const enum [Function]
 CBLAS_SIDE Side, const enum CBLAS_UPLO Uplo, const int M, const int N,
 const double alpha, const double * A, const int lda, const double * B, const
 int ldb, const double beta, double * C, const int ldc)

void cblas_dsyrk (const enum CBLAS_ORDER Order, const enum [Function]
 CBLAS_UPLO Uplo, const enum CBLAS_TRANSPOSE Trans, const int N,
 const int K, const double alpha, const double * A, const int lda, const double
 beta, double * C, const int ldc)

```

```

void cblas_dsyr2k (const enum CBLAS_ORDER Order, const enum [Function]
 CBLAS_UPLO Uplo, const enum CBLAS_TRANSPOSE Trans, const int N,
 const int K, const double alpha, const double * A, const int lda, const double
 * B, const int ldb, const double beta, double * C, const int ldc)

void cblas_dtrmm (const enum CBLAS_ORDER Order, const enum [Function]
 CBLAS_SIDE Side, const enum CBLAS_UPLO Uplo, const enum
 CBLAS_TRANSPOSE TransA, const enum CBLAS_DIAG Diag, const int M,
 const int N, const double alpha, const double * A, const int lda, double * B,
 const int ldb)

void cblas_dtrsm (const enum CBLAS_ORDER Order, const enum [Function]
 CBLAS_SIDE Side, const enum CBLAS_UPLO Uplo, const enum
 CBLAS_TRANSPOSE TransA, const enum CBLAS_DIAG Diag, const int M,
 const int N, const double alpha, const double * A, const int lda, double * B,
 const int ldb)

void cblas_cgemm (const enum CBLAS_ORDER Order, const enum [Function]
 CBLAS_TRANSPOSE TransA, const enum CBLAS_TRANSPOSE TransB,
 const int M, const int N, const int K, const void * alpha, const void * A, const int
 lda, const void * B, const int ldb, const void * beta, void * C, const int ldc)

void cblas_csymm (const enum CBLAS_ORDER Order, const enum [Function]
 CBLAS_SIDE Side, const enum CBLAS_UPLO Uplo, const int M, const int N,
 const void * alpha, const void * A, const int lda, const void * B, const int ldb,
 const void * beta, void * C, const int ldc)

void cblas_csyrrk (const enum CBLAS_ORDER Order, const enum [Function]
 CBLAS_UPLO Uplo, const enum CBLAS_TRANSPOSE Trans, const int N,
 const int K, const void * alpha, const void * A, const int lda, const void *
 beta, void * C, const int ldc)

void cblas_csyrr2k (const enum CBLAS_ORDER Order, const enum [Function]
 CBLAS_UPLO Uplo, const enum CBLAS_TRANSPOSE Trans, const int N,
 const int K, const void * alpha, const void * A, const int lda, const void * B,
 const int ldb, const void * beta, void * C, const int ldc)

void cblas_ctrmm (const enum CBLAS_ORDER Order, const enum [Function]
 CBLAS_SIDE Side, const enum CBLAS_UPLO Uplo, const enum
 CBLAS_TRANSPOSE TransA, const enum CBLAS_DIAG Diag, const int M,
 const int N, const void * alpha, const void * A, const int lda, void * B, const
 int ldb)

void cblas_ctrsm (const enum CBLAS_ORDER Order, const enum [Function]
 CBLAS_SIDE Side, const enum CBLAS_UPLO Uplo, const enum
 CBLAS_TRANSPOSE TransA, const enum CBLAS_DIAG Diag, const int M,
 const int N, const void * alpha, const void * A, const int lda, void * B, const
 int ldb)

void cblas_zgemm (const enum CBLAS_ORDER Order, const enum [Function]
 CBLAS_TRANSPOSE TransA, const enum CBLAS_TRANSPOSE TransB,
 const int M, const int N, const int K, const void * alpha, const void * A, const int
 lda, const void * B, const int ldb, const void * beta, void * C, const int ldc)

```

```

void cblas_zsymm (const enum CBLAS_ORDER Order, const enum [Function]
 CBLAS_SIDE Side, const enum CBLAS_UPLO Uplo, const int M, const int N,
 const void * alpha, const void * A, const int lda, const void * B, const int ldb,
 const void * beta, void * C, const int ldc)

void cblas_zsyrk (const enum CBLAS_ORDER Order, const enum [Function]
 CBLAS_UPLO Uplo, const enum CBLAS_TRANSPOSE Trans, const int N,
 const int K, const void * alpha, const void * A, const int lda, const void *
 beta, void * C, const int ldc)

void cblas_zsyr2k (const enum CBLAS_ORDER Order, const enum [Function]
 CBLAS_UPLO Uplo, const enum CBLAS_TRANSPOSE Trans, const int N,
 const int K, const void * alpha, const void * A, const int lda, const void * B,
 const int ldb, const void * beta, void * C, const int ldc)

void cblas_ztrmm (const enum CBLAS_ORDER Order, const enum [Function]
 CBLAS_SIDE Side, const enum CBLAS_UPLO Uplo, const enum
 CBLAS_TRANSPOSE TransA, const enum CBLAS_DIAG Diag, const int M,
 const int N, const void * alpha, const void * A, const int lda, void * B, const
 int ldb)

void cblas_ztrsm (const enum CBLAS_ORDER Order, const enum [Function]
 CBLAS_SIDE Side, const enum CBLAS_UPLO Uplo, const enum
 CBLAS_TRANSPOSE TransA, const enum CBLAS_DIAG Diag, const int M,
 const int N, const void * alpha, const void * A, const int lda, void * B, const
 int ldb)

void cblas_chemm (const enum CBLAS_ORDER Order, const enum [Function]
 CBLAS_SIDE Side, const enum CBLAS_UPLO Uplo, const int M, const int N,
 const void * alpha, const void * A, const int lda, const void * B, const int ldb,
 const void * beta, void * C, const int ldc)

void cblas_cherk (const enum CBLAS_ORDER Order, const enum [Function]
 CBLAS_UPLO Uplo, const enum CBLAS_TRANSPOSE Trans, const int N,
 const int K, const float alpha, const void * A, const int lda, const float beta,
 void * C, const int ldc)

void cblas_cher2k (const enum CBLAS_ORDER Order, const enum [Function]
 CBLAS_UPLO Uplo, const enum CBLAS_TRANSPOSE Trans, const int N,
 const int K, const void * alpha, const void * A, const int lda, const void * B,
 const int ldb, const float beta, void * C, const int ldc)

void cblas_zhemm (const enum CBLAS_ORDER Order, const enum [Function]
 CBLAS_SIDE Side, const enum CBLAS_UPLO Uplo, const int M, const int N,
 const void * alpha, const void * A, const int lda, const void * B, const int ldb,
 const void * beta, void * C, const int ldc)

void cblas_zherk (const enum CBLAS_ORDER Order, const enum [Function]
 CBLAS_UPLO Uplo, const enum CBLAS_TRANSPOSE Trans, const int N,
 const int K, const double alpha, const void * A, const int lda, const double
 beta, void * C, const int ldc)

```

```
void cblas_zher2k (const enum CBLAS_ORDER Order, const enum [Function]
 CBLAS_UPLO Uplo, const enum CBLAS_TRANSPOSE Trans, const int N,
 const int K, const void * alpha, const void * A, const int lda, const void * B,
 const int ldb, const double beta, void * C, const int ldc)

void cblas_xerbla (int p, const char * rout, const char * form, ...) [Function]
```

## D.4 Examples

The following program computes the product of two matrices using the Level-3 BLAS function SGEMM,

$$\begin{pmatrix} 0.11 & 0.12 & 0.13 \\ 0.21 & 0.22 & 0.23 \end{pmatrix} \begin{pmatrix} 1011 & 1012 \\ 1021 & 1022 \\ 1031 & 1031 \end{pmatrix} = \begin{pmatrix} 367.76 & 368.12 \\ 674.06 & 674.72 \end{pmatrix}$$

The matrices are stored in row major order but could be stored in column major order if the first argument of the call to `cblas_sgemm` was changed to `CblasColMajor`.

```
#include <stdio.h>
#include <gsl/gsl_cblas.h>

int
main (void)
{
 int lda = 3;

 float A[] = { 0.11, 0.12, 0.13,
 0.21, 0.22, 0.23 };

 int ldb = 2;

 float B[] = { 1011, 1012,
 1021, 1022,
 1031, 1032 };

 int ldc = 2;

 float C[] = { 0.00, 0.00,
 0.00, 0.00 };

 /* Compute C = A B */

 cblas_sgemm (CblasRowMajor,
 CblasNoTrans, CblasNoTrans, 2, 2, 3,
 1.0, A, lda, B, ldb, 0.0, C, ldc);

 printf ("[%g, %g\n", C[0], C[1]);
 printf (" %g, %g]\n", C[2], C[3]);
```

```
 return 0;
}
```

To compile the program use the following command line,

```
$ gcc -Wall demo.c -lgslcblas
```

There is no need to link with the main library `-lgsl` in this case as the CBLAS library is an independent unit. Here is the output from the program,

```
$./a.out
[367.76, 368.12
 674.06, 674.72]
```

## Free Software Needs Free Documentation

*The following article was written by Richard Stallman, founder of the GNU Project.*

The biggest deficiency in the free software community today is not in the software—it is the lack of good free documentation that we can include with the free software. Many of our most important programs do not come with free reference manuals and free introductory texts. Documentation is an essential part of any software package; when an important free software package does not come with a free manual and a free tutorial, that is a major gap. We have many such gaps today.

Consider Perl, for instance. The tutorial manuals that people normally use are non-free. How did this come about? Because the authors of those manuals published them with restrictive terms—no copying, no modification, source files not available—which exclude them from the free software world.

That wasn't the first time this sort of thing happened, and it was far from the last. Many times we have heard a GNU user eagerly describe a manual that he is writing, his intended contribution to the community, only to learn that he had ruined everything by signing a publication contract to make it non-free.

Free documentation, like free software, is a matter of freedom, not price. The problem with the non-free manual is not that publishers charge a price for printed copies—that in itself is fine. (The Free Software Foundation sells printed copies of manuals, too.) The problem is the restrictions on the use of the manual. Free manuals are available in source code form, and give you permission to copy and modify. Non-free manuals do not allow this.

The criteria of freedom for a free manual are roughly the same as for free software. Redistribution (including the normal kinds of commercial redistribution) must be permitted, so that the manual can accompany every copy of the program, both on-line and on paper.

Permission for modification of the technical content is crucial too. When people modify the software, adding or changing features, if they are conscientious they will change the manual too—so they can provide accurate and clear documentation for the modified program. A manual that leaves you no choice but to write a new manual to document a changed version of the program is not really available to our community.

Some kinds of limits on the way modification is handled are acceptable. For example, requirements to preserve the original author's copyright notice, the distribution terms, or the list of authors, are ok. It is also no problem to require modified versions to include notice that they were modified. Even entire sections that may not be deleted or changed are acceptable, as long as they deal with nontechnical topics (like this one). These kinds of restrictions are acceptable because they don't obstruct the community's normal use of the manual.

However, it must be possible to modify all the *technical* content of the manual, and then distribute the result in all the usual media, through all the usual channels. Otherwise, the restrictions obstruct the use of the manual, it is not free, and we need another manual to replace it.

Please spread the word about this issue. Our community continues to lose manuals to proprietary publishing. If we spread the word that free software needs free reference

manuals and free tutorials, perhaps the next person who wants to contribute by writing documentation will realize, before it is too late, that only free manuals contribute to the free software community.

If you are writing documentation, please insist on publishing it under the GNU Free Documentation License or another free documentation license. Remember that this decision requires your approval—you don't have to let the publisher decide. Some commercial publishers will use a free license if you insist, but they will not propose the option; it is up to you to raise the issue and say firmly that this is what you want. If the publisher you are dealing with refuses, please try other publishers. If you're not sure whether a proposed license is free, write to [licensing@gnu.org](mailto:licensing@gnu.org).

You can encourage commercial publishers to sell more free, copylefted manuals and tutorials by buying them, and particularly by buying copies from the publishers that paid for their writing or for major improvements. Meanwhile, try to avoid buying non-free documentation at all. Check the distribution terms of a manual before you buy it, and insist that whoever seeks your business must respect your freedom. Check the history of the book, and try reward the publishers that have paid or pay the authors to work on it.

The Free Software Foundation maintains a list of free documentation published by other publishers:

<http://www.fsf.org/doc/other-free-books.html>

# GNU General Public License

Version 3, 29 June 2007

Copyright © 2007 Free Software Foundation, Inc. <http://fsf.org/>

Everyone is permitted to copy and distribute verbatim copies of this license document, but changing it is not allowed.

## Preamble

The GNU General Public License is a free, copyleft license for software and other kinds of works.

The licenses for most software and other practical works are designed to take away your freedom to share and change the works. By contrast, the GNU General Public License is intended to guarantee your freedom to share and change all versions of a program—to make sure it remains free software for all its users. We, the Free Software Foundation, use the GNU General Public License for most of our software; it applies also to any other work released this way by its authors. You can apply it to your programs, too.

When we speak of free software, we are referring to freedom, not price. Our General Public Licenses are designed to make sure that you have the freedom to distribute copies of free software (and charge for them if you wish), that you receive source code or can get it if you want it, that you can change the software or use pieces of it in new free programs, and that you know you can do these things.

To protect your rights, we need to prevent others from denying you these rights or asking you to surrender the rights. Therefore, you have certain responsibilities if you distribute copies of the software, or if you modify it: responsibilities to respect the freedom of others.

For example, if you distribute copies of such a program, whether gratis or for a fee, you must pass on to the recipients the same freedoms that you received. You must make sure that they, too, receive or can get the source code. And you must show them these terms so they know their rights.

Developers that use the GNU GPL protect your rights with two steps: (1) assert copyright on the software, and (2) offer you this License giving you legal permission to copy, distribute and/or modify it.

For the developers' and authors' protection, the GPL clearly explains that there is no warranty for this free software. For both users' and authors' sake, the GPL requires that modified versions be marked as changed, so that their problems will not be attributed erroneously to authors of previous versions.

Some devices are designed to deny users access to install or run modified versions of the software inside them, although the manufacturer can do so. This is fundamentally incompatible with the aim of protecting users' freedom to change the software. The systematic pattern of such abuse occurs in the area of products for individuals to use, which is precisely where it is most unacceptable. Therefore, we have designed this version of the GPL to prohibit the practice for those products. If such problems arise substantially in other domains, we stand ready to extend this provision to those domains in future versions of the GPL, as needed to protect the freedom of users.

Finally, every program is threatened constantly by software patents. States should not allow patents to restrict development and use of software on general-purpose computers, but in those that do, we wish to avoid the special danger that patents applied to a free program could make it effectively proprietary. To prevent this, the GPL assures that patents cannot be used to render the program non-free.

The precise terms and conditions for copying, distribution and modification follow.

## TERMS AND CONDITIONS

### 0. Definitions.

“This License” refers to version 3 of the GNU General Public License.

“Copyright” also means copyright-like laws that apply to other kinds of works, such as semiconductor masks.

“The Program” refers to any copyrightable work licensed under this License. Each licensee is addressed as “you”. “Licensees” and “recipients” may be individuals or organizations.

To “modify” a work means to copy from or adapt all or part of the work in a fashion requiring copyright permission, other than the making of an exact copy. The resulting work is called a “modified version” of the earlier work or a work “based on” the earlier work.

A “covered work” means either the unmodified Program or a work based on the Program.

To “propagate” a work means to do anything with it that, without permission, would make you directly or secondarily liable for infringement under applicable copyright law, except executing it on a computer or modifying a private copy. Propagation includes copying, distribution (with or without modification), making available to the public, and in some countries other activities as well.



To “convey” a work means any kind of propagation that enables other parties to make or receive copies. Mere interaction with a user through a computer network, with no transfer of a copy, is not conveying.

An interactive user interface displays “Appropriate Legal Notices” to the extent that it includes a convenient and prominently visible feature that (1) displays an appropriate copyright notice, and (2) tells the user that there is no warranty for the work (except to the extent that warranties are provided), that licensees may convey the work under this License, and how to view a copy of this License. If the interface presents a list of user commands or options, such as a menu, a prominent item in the list meets this criterion.

#### 1. Source Code.

The “source code” for a work means the preferred form of the work for making modifications to it. “Object code” means any non-source form of a work.

A “Standard Interface” means an interface that either is an official standard defined by a recognized standards body, or, in the case of interfaces specified for a particular programming language, one that is widely used among developers working in that language.

The “System Libraries” of an executable work include anything, other than the work as a whole, that (a) is included in the normal form of packaging a Major Component, but which is not part of that Major Component, and (b) serves only to enable use of the work with that Major Component, or to implement a Standard Interface for which an implementation is available to the public in source code form. A “Major Component”, in this context, means a major essential component (kernel, window system, and so on) of the specific operating system (if any) on which the executable work runs, or a compiler used to produce the work, or an object code interpreter used to run it.

The “Corresponding Source” for a work in object code form means all the source code needed to generate, install, and (for an executable work) run the object code and to modify the work, including scripts to control those activities. However, it does not include the work’s System Libraries, or general-purpose tools or generally available free programs which are used unmodified in performing those activities but which are not part of the work. For example, Corresponding Source includes interface definition files associated with source files for the work, and the source code for shared libraries and dynamically linked subprograms that the work is specifically designed to require, such as by intimate data communication or control flow between those subprograms and other parts of the work.

The Corresponding Source need not include anything that users can regenerate automatically from other parts of the Corresponding Source.

The Corresponding Source for a work in source code form is that same work.

#### 2. Basic Permissions.

All rights granted under this License are granted for the term of copyright on the Program, and are irrevocable provided the stated conditions are met. This License explicitly affirms your unlimited permission to run the unmodified Program. The output from running a covered work is covered by this License only if the output, given its content, constitutes a covered work. This License acknowledges your rights of fair use or other equivalent, as provided by copyright law.

You may make, run and propagate covered works that you do not convey, without conditions so long as your license otherwise remains in force. You may convey covered works to others for the sole purpose of having them make modifications exclusively for you, or provide you with facilities for running those works, provided that you comply with the terms of this License in conveying all material for which you do not control copyright. Those thus making or running the covered works for you must do so exclusively on your behalf, under your direction and control, on terms that prohibit them from making any copies of your copyrighted material outside their relationship with you.

Conveying under any other circumstances is permitted solely under the conditions stated below. Sublicensing is not allowed; section 10 makes it unnecessary.

#### 3. Protecting Users’ Legal Rights From Anti-Circumvention Law.

No covered work shall be deemed part of an effective technological measure under any applicable law fulfilling obligations under article 11 of the WIPO copyright treaty adopted on 20 December 1996, or similar laws prohibiting or restricting circumvention of such measures.

When you convey a covered work, you waive any legal power to forbid circumvention of technological measures to the extent such circumvention is effected by exercising rights under this License with respect to the covered work, and you disclaim any intention to limit operation or modification of the work as a means of enforcing, against the work’s users, your or third parties’ legal rights to forbid circumvention of technological measures.

#### 4. Conveying Verbatim Copies.

You may convey verbatim copies of the Program’s source code as you receive it, in any medium, provided that you conspicuously and appropriately publish on each copy an appropriate copyright notice; keep intact all notices stating that this License and any non-permissive terms added in accord with section 7 apply to the code; keep intact all notices of the absence of any warranty; and give all recipients a copy of this License along with the Program.

You may charge any price or no price for each copy that you convey, and you may offer support or warranty protection for a fee.

5. Conveying Modified Source Versions.

You may convey a work based on the Program, or the modifications to produce it from the Program, in the form of source code under the terms of section 4, provided that you also meet all of these conditions:

- a. The work must carry prominent notices stating that you modified it, and giving a relevant date.
- b. The work must carry prominent notices stating that it is released under this License and any conditions added under section 7. This requirement modifies the requirement in section 4 to “keep intact all notices”.
- c. You must license the entire work, as a whole, under this License to anyone who comes into possession of a copy. This License will therefore apply, along with any applicable section 7 additional terms, to the whole of the work, and all its parts, regardless of how they are packaged. This License gives no permission to license the work in any other way, but it does not invalidate such permission if you have separately received it.
- d. If the work has interactive user interfaces, each must display Appropriate Legal Notices; however, if the Program has interactive interfaces that do not display Appropriate Legal Notices, your work need not make them do so.

A compilation of a covered work with other separate and independent works, which are not by their nature extensions of the covered work, and which are not combined with it such as to form a larger program, in or on a volume of a storage or distribution medium, is called an “aggregate” if the compilation and its resulting copyright are not used to limit the access or legal rights of the compilation’s users beyond what the individual works permit. Inclusion of a covered work in an aggregate does not cause this License to apply to the other parts of the aggregate.

6. Conveying Non-Source Forms.

You may convey a covered work in object code form under the terms of sections 4 and 5, provided that you also convey the machine-readable Corresponding Source under the terms of this License, in one of these ways:

- a. Convey the object code in, or embodied in, a physical product (including a physical distribution medium), accompanied by the Corresponding Source fixed on a durable physical medium customarily used for software interchange.
- b. Convey the object code in, or embodied in, a physical product (including a physical distribution medium), accompanied by a written offer, valid for at least three years and valid for as long as you offer spare parts or customer support for that product model, to give anyone who possesses the object code either (1) a copy of the Corresponding Source for all the software in the product that is covered by this License, on a durable physical medium customarily used for software interchange, for a price no more than your reasonable cost of physically performing this conveying of source, or (2) access to copy the Corresponding Source from a network server at no charge.
- c. Convey individual copies of the object code with a copy of the written offer to provide the Corresponding Source. This alternative is allowed only occasionally and noncommercially, and only if you received the object code with such an offer, in accord with subsection 6b.
- d. Convey the object code by offering access from a designated place (gratis or for a charge), and offer equivalent access to the Corresponding Source in the same way through the same place at no further charge. You need not require recipients to copy the Corresponding Source along with the object code. If the place to copy the object code is a network server, the Corresponding Source may be on a different server (operated by you or a third party) that supports equivalent copying facilities, provided you maintain clear directions next to the object code saying where to find the Corresponding Source. Regardless of what server hosts the Corresponding Source, you remain obligated to ensure that it is available for as long as needed to satisfy these requirements.
- e. Convey the object code using peer-to-peer transmission, provided you inform other peers where the object code and Corresponding Source of the work are being offered to the general public at no charge under subsection 6d.

A separable portion of the object code, whose source code is excluded from the Corresponding Source as a System Library, need not be included in conveying the object code work.

A “User Product” is either (1) a “consumer product”, which means any tangible personal property which is normally used for personal, family, or household purposes, or (2) anything designed or sold for incorporation into a dwelling. In determining whether a product is a consumer product, doubtful cases shall be resolved in favor of coverage. For a particular product received by a particular user, “normally used” refers to a typical or common use of that class of product, regardless of the status of the particular user or of the way in which the particular user actually uses, or expects or is expected to use, the product. A product is a consumer product regardless of whether the product has substantial commercial, industrial or non-consumer uses, unless such uses represent the only significant mode of use of the product.

“Installation Information” for a User Product means any methods, procedures, authorization keys, or other information required to install and execute modified versions of a covered work in that User Product from a modified version of its Corresponding Source. The information must suffice to ensure that the continued functioning of the modified object code is in no case prevented or interfered with solely because modification has been made.

If you convey an object code work under this section in, or with, or specifically for use in, a User Product, and the conveying occurs as part of a transaction in which the right of possession and use of the User Product is transferred to the recipient in perpetuity or for a fixed term (regardless of how the transaction is characterized), the Corresponding Source conveyed under this section must be accompanied by the Installation Information. But this requirement does not apply if neither you nor any third party retains the ability to install modified object code on the User Product (for example, the work has been installed in ROM).

The requirement to provide Installation Information does not include a requirement to continue to provide support service, warranty, or updates for a work that has been modified or installed by the recipient, or for the User Product in which it has been modified or installed. Access to a network may be denied when the modification itself materially and adversely affects the operation of the network or violates the rules and protocols for communication across the network.

Corresponding Source conveyed, and Installation Information provided, in accord with this section must be in a format that is publicly documented (and with an implementation available to the public in source code form), and must require no special password or key for unpacking, reading or copying.

#### 7. Additional Terms.

“Additional permissions” are terms that supplement the terms of this License by making exceptions from one or more of its conditions. Additional permissions that are applicable to the entire Program shall be treated as though they were included in this License, to the extent that they are valid under applicable law. If additional permissions apply only to part of the Program, that part may be used separately under those permissions, but the entire Program remains governed by this License without regard to the additional permissions.

When you convey a copy of a covered work, you may at your option remove any additional permissions from that copy, or from any part of it. (Additional permissions may be written to require their own removal in certain cases when you modify the work.) You may place additional permissions on material, added by you to a covered work, for which you have or can give appropriate copyright permission.

Notwithstanding any other provision of this License, for material you add to a covered work, you may (if authorized by the copyright holders of that material) supplement the terms of this License with terms:

- a. Disclaiming warranty or limiting liability differently from the terms of sections 15 and 16 of this License; or
- b. Requiring preservation of specified reasonable legal notices or author attributions in that material or in the Appropriate Legal Notices displayed by works containing it; or
- c. Prohibiting misrepresentation of the origin of that material, or requiring that modified versions of such material be marked in reasonable ways as different from the original version; or
- d. Limiting the use for publicity purposes of names of licensors or authors of the material; or
- e. Declining to grant rights under trademark law for use of some trade names, trademarks, or service marks; or
- f. Requiring indemnification of licensors and authors of that material by anyone who conveys the material (or modified versions of it) with contractual assumptions of liability to the recipient, for any liability that these contractual assumptions directly impose on those licensors and authors.

All other non-permissive additional terms are considered “further restrictions” within the meaning of section 10. If the Program as you received it, or any part of it, contains a notice stating that it is governed by this License along with a term that is a further restriction, you may remove that term. If a license document contains a further restriction but permits relicensing or conveying under this License, you may add to a covered work material governed by the terms of that license document, provided that the further restriction does not survive such relicensing or conveying.

If you add terms to a covered work in accord with this section, you must place, in the relevant source files, a statement of the additional terms that apply to those files, or a notice indicating where to find the applicable terms.

Additional terms, permissive or non-permissive, may be stated in the form of a separately written license, or stated as exceptions; the above requirements apply either way.

#### 8. Termination.

You may not propagate or modify a covered work except as expressly provided under this License. Any attempt otherwise to propagate or modify it is void, and will automatically terminate your rights under this License (including any patent licenses granted under the third paragraph of section 11).

However, if you cease all violation of this License, then your license from a particular copyright holder is reinstated (a) provisionally, unless and until the copyright holder explicitly and finally terminates your license, and (b) permanently, if the copyright holder fails to notify you of the violation by some reasonable means prior to 60 days after the cessation.

Moreover, your license from a particular copyright holder is reinstated permanently if the copyright holder notifies you of the violation by some reasonable means, this is the first time you have received notice of violation of this License (for any work) from that copyright holder, and you cure the violation prior to 30 days after your receipt of the notice.

Termination of your rights under this section does not terminate the licenses of parties who have received copies or rights from you under this License. If your rights have been terminated and not permanently reinstated, you do not qualify to receive new licenses for the same material under section 10.

9. Acceptance Not Required for Having Copies.

You are not required to accept this License in order to receive or run a copy of the Program. Ancillary propagation of a covered work occurring solely as a consequence of using peer-to-peer transmission to receive a copy likewise does not require acceptance. However, nothing other than this License grants you permission to propagate or modify any covered work. These actions infringe copyright if you do not accept this License. Therefore, by modifying or propagating a covered work, you indicate your acceptance of this License to do so.

10. Automatic Licensing of Downstream Recipients.

Each time you convey a covered work, the recipient automatically receives a license from the original licensors, to run, modify and propagate that work, subject to this License. You are not responsible for enforcing compliance by third parties with this License.

An “entity transaction” is a transaction transferring control of an organization, or substantially all assets of one, or subdividing an organization, or merging organizations. If propagation of a covered work results from an entity transaction, each party to that transaction who receives a copy of the work also receives whatever licenses to the work the party’s predecessor in interest had or could give under the previous paragraph, plus a right to possession of the Corresponding Source of the work from the predecessor in interest, if the predecessor has it or can get it with reasonable efforts.

You may not impose any further restrictions on the exercise of the rights granted or affirmed under this License. For example, you may not impose a license fee, royalty, or other charge for exercise of rights granted under this License, and you may not initiate litigation (including a cross-claim or counterclaim in a lawsuit) alleging that any patent claim is infringed by making, using, selling, offering for sale, or importing the Program or any portion of it.

11. Patents.

A “contributor” is a copyright holder who authorizes use under this License of the Program or a work on which the Program is based. The work thus licensed is called the contributor’s “contributor version”.

A contributor’s “essential patent claims” are all patent claims owned or controlled by the contributor, whether already acquired or hereafter acquired, that would be infringed by some manner, permitted by this License, of making, using, or selling its contributor version, but do not include claims that would be infringed only as a consequence of further modification of the contributor version. For purposes of this definition, “control” includes the right to grant patent sublicenses in a manner consistent with the requirements of this License.

Each contributor grants you a non-exclusive, worldwide, royalty-free patent license under the contributor’s essential patent claims, to make, use, sell, offer for sale, import and otherwise run, modify and propagate the contents of its contributor version.

In the following three paragraphs, a “patent license” is any express agreement or commitment, however denominated, not to enforce a patent (such as an express permission to practice a patent or covenant not to sue for patent infringement). To “grant” such a patent license to a party means to make such an agreement or commitment not to enforce a patent against the party.

If you convey a covered work, knowingly relying on a patent license, and the Corresponding Source of the work is not available for anyone to copy, free of charge and under the terms of this License, through a publicly available network server or other readily accessible means, then you must either (1) cause the Corresponding Source to be so available, or (2) arrange to deprive yourself of the benefit of the patent license for this particular work, or (3) arrange, in a manner consistent with the requirements of this License, to extend the patent license to downstream recipients. “Knowingly relying” means you have actual knowledge that, but for the patent license, your conveying the covered work in a country, or your recipient’s use of the covered work in a country, would infringe one or more identifiable patents in that country that you have reason to believe are valid.

If, pursuant to or in connection with a single transaction or arrangement, you convey, or propagate by procuring conveyance of, a covered work, and grant a patent license to some of the parties receiving the covered work authorizing them to use, propagate, modify or convey a specific copy of the covered work, then the patent license you grant is automatically extended to all recipients of the covered work and works based on it.

A patent license is “discriminatory” if it does not include within the scope of its coverage, prohibits the exercise of, or is conditioned on the non-exercise of one or more of the rights that are specifically granted under this

License. You may not convey a covered work if you are a party to an arrangement with a third party that is in the business of distributing software, under which you make payment to the third party based on the extent of your activity of conveying the work, and under which the third party grants, to any of the parties who would receive the covered work from you, a discriminatory patent license (a) in connection with copies of the covered work conveyed by you (or copies made from those copies), or (b) primarily for and in connection with specific products or compilations that contain the covered work, unless you entered into that arrangement, or that patent license was granted, prior to 28 March 2007.

Nothing in this License shall be construed as excluding or limiting any implied license or other defenses to infringement that may otherwise be available to you under applicable patent law.

12. No Surrender of Others' Freedom.

If conditions are imposed on you (whether by court order, agreement or otherwise) that contradict the conditions of this License, they do not excuse you from the conditions of this License. If you cannot convey a covered work so as to satisfy simultaneously your obligations under this License and any other pertinent obligations, then as a consequence you may not convey it at all. For example, if you agree to terms that obligate you to collect a royalty for further conveying from those to whom you convey the Program, the only way you could satisfy both those terms and this License would be to refrain entirely from conveying the Program.

13. Use with the GNU Affero General Public License.

Notwithstanding any other provision of this License, you have permission to link or combine any covered work with a work licensed under version 3 of the GNU Affero General Public License into a single combined work, and to convey the resulting work. The terms of this License will continue to apply to the part which is the covered work, but the special requirements of the GNU Affero General Public License, section 13, concerning interaction through a network will apply to the combination as such.

14. Revised Versions of this License.

The Free Software Foundation may publish revised and/or new versions of the GNU General Public License from time to time. Such new versions will be similar in spirit to the present version, but may differ in detail to address new problems or concerns.

Each version is given a distinguishing version number. If the Program specifies that a certain numbered version of the GNU General Public License “or any later version” applies to it, you have the option of following the terms and conditions either of that numbered version or of any later version published by the Free Software Foundation. If the Program does not specify a version number of the GNU General Public License, you may choose any version ever published by the Free Software Foundation.

If the Program specifies that a proxy can decide which future versions of the GNU General Public License can be used, that proxy's public statement of acceptance of a version permanently authorizes you to choose that version for the Program.

Later license versions may give you additional or different permissions. However, no additional obligations are imposed on any author or copyright holder as a result of your choosing to follow a later version.

15. Disclaimer of Warranty.

THERE IS NO WARRANTY FOR THE PROGRAM, TO THE EXTENT PERMITTED BY APPLICABLE LAW. EXCEPT WHEN OTHERWISE STATED IN WRITING THE COPYRIGHT HOLDERS AND/OR OTHER PARTIES PROVIDE THE PROGRAM “AS IS” WITHOUT WARRANTY OF ANY KIND, EITHER EXPRESSED OR IMPLIED, INCLUDING, BUT NOT LIMITED TO, THE IMPLIED WARRANTIES OF MERCHANTABILITY AND FITNESS FOR A PARTICULAR PURPOSE. THE ENTIRE RISK AS TO THE QUALITY AND PERFORMANCE OF THE PROGRAM IS WITH YOU. SHOULD THE PROGRAM PROVE DEFECTIVE, YOU ASSUME THE COST OF ALL NECESSARY SERVICING, REPAIR OR CORRECTION.

16. Limitation of Liability.

IN NO EVENT UNLESS REQUIRED BY APPLICABLE LAW OR AGREED TO IN WRITING WILL ANY COPYRIGHT HOLDER, OR ANY OTHER PARTY WHO MODIFIES AND/OR CONVEYS THE PROGRAM AS PERMITTED ABOVE, BE LIABLE TO YOU FOR DAMAGES, INCLUDING ANY GENERAL, SPECIAL, INCIDENTAL OR CONSEQUENTIAL DAMAGES ARISING OUT OF THE USE OR INABILITY TO USE THE PROGRAM (INCLUDING BUT NOT LIMITED TO LOSS OF DATA OR DATA BEING RENDERED INACCURATE OR LOSSES SUSTAINED BY YOU OR THIRD PARTIES OR A FAILURE OF THE PROGRAM TO OPERATE WITH ANY OTHER PROGRAMS), EVEN IF SUCH HOLDER OR OTHER PARTY HAS BEEN ADVISED OF THE POSSIBILITY OF SUCH DAMAGES.

17. Interpretation of Sections 15 and 16.

If the disclaimer of warranty and limitation of liability provided above cannot be given local legal effect according to their terms, reviewing courts shall apply local law that most closely approximates an absolute waiver of all civil liability in connection with the Program, unless a warranty or assumption of liability accompanies a copy of the Program in return for a fee.

## END OF TERMS AND CONDITIONS

## How to Apply These Terms to Your New Programs

If you develop a new program, and you want it to be of the greatest possible use to the public, the best way to achieve this is to make it free software which everyone can redistribute and change under these terms.

To do so, attach the following notices to the program. It is safest to attach them to the start of each source file to most effectively state the exclusion of warranty; and each file should have at least the “copyright” line and a pointer to where the full notice is found.

```
one line to give the program's name and a brief idea
of what it does.
Copyright (C) year name of author
```

```
This program is free software: you can redistribute it and/or modify
it under the terms of the GNU General Public License as published by
the Free Software Foundation, either version 3 of the License, or (at
your option) any later version.
```

```
This program is distributed in the hope that it will be useful, but
WITHOUT ANY WARRANTY; without even the implied warranty of
MERCHANTABILITY or FITNESS FOR A PARTICULAR PURPOSE. See the GNU
General Public License for more details.
```

```
You should have received a copy of the GNU General Public License
along with this program. If not, see http://www.gnu.org/licenses/.
```

Also add information on how to contact you by electronic and paper mail.

If the program does terminal interaction, make it output a short notice like this when it starts in an interactive mode:

```
program Copyright (C) year name of author
This program comes with ABSOLUTELY NO WARRANTY; for details type 'show w'.
This is free software, and you are welcome to redistribute it
under certain conditions; type 'show c' for details.
```

The hypothetical commands ‘show w’ and ‘show c’ should show the appropriate parts of the General Public License. Of course, your program’s commands might be different; for a GUI interface, you would use an “about box”.

You should also get your employer (if you work as a programmer) or school, if any, to sign a “copyright disclaimer” for the program, if necessary. For more information on this, and how to apply and follow the GNU GPL, see <http://www.gnu.org/licenses/>.

The GNU General Public License does not permit incorporating your program into proprietary programs. If your program is a subroutine library, you may consider it more useful to permit linking proprietary applications with the library. If this is what you want to do, use the GNU Lesser General Public License instead of this License. But first, please read <http://www.gnu.org/philosophy/why-not-lgpl.html>.

# GNU Free Documentation License

Version 1.2, November 2002

Copyright © 2000,2001,2002 Free Software Foundation, Inc.  
51 Franklin St, Fifth Floor, Boston, MA 02110-1301, USA

Everyone is permitted to copy and distribute verbatim copies of this license document, but changing it is not allowed.

## 0. PREAMBLE

The purpose of this License is to make a manual, textbook, or other functional and useful document *free* in the sense of freedom: to assure everyone the effective freedom to copy and redistribute it, with or without modifying it, either commercially or noncommercially. Secondly, this License preserves for the author and publisher a way to get credit for their work, while not being considered responsible for modifications made by others.

This License is a kind of “copyleft”, which means that derivative works of the document must themselves be free in the same sense. It complements the GNU General Public License, which is a copyleft license designed for free software.

We have designed this License in order to use it for manuals for free software, because free software needs free documentation: a free program should come with manuals providing the same freedoms that the software does. But this License is not limited to software manuals; it can be used for any textual work, regardless of subject matter or whether it is published as a printed book. We recommend this License principally for works whose purpose is instruction or reference.

## 1. APPLICABILITY AND DEFINITIONS

This License applies to any manual or other work, in any medium, that contains a notice placed by the copyright holder saying it can be distributed under the terms of this License. Such a notice grants a world-wide, royalty-free license, unlimited in duration, to use that work under the conditions stated herein. The “Document”, below, refers to any such manual or work. Any member of the public is a licensee, and is addressed as “you”. You accept the license if you copy, modify or distribute the work in a way requiring permission under copyright law.

A “Modified Version” of the Document means any work containing the Document or a portion of it, either copied verbatim, or with modifications and/or translated into another language.

A “Secondary Section” is a named appendix or a front-matter section of the Document that deals exclusively with the relationship of the publishers or authors of the Document to the Document’s overall subject (or to related matters) and contains nothing that could fall directly within that overall subject. (Thus, if the Document is in part a textbook of mathematics, a Secondary Section may not explain any mathematics.) The relationship could be a matter of historical connection with the subject or with related matters, or of legal, commercial, philosophical, ethical or political position regarding them.

The “Invariant Sections” are certain Secondary Sections whose titles are designated, as being those of Invariant Sections, in the notice that says that the Document is released under this License. If a section does not fit the above definition of Secondary then it is not allowed to be designated as Invariant. The Document may contain zero Invariant Sections. If the Document does not identify any Invariant Sections then there are none.

The “Cover Texts” are certain short passages of text that are listed, as Front-Cover Texts or Back-Cover Texts, in the notice that says that the Document is released under this License. A Front-Cover Text may be at most 5 words, and a Back-Cover Text may be at most 25 words.

A “Transparent” copy of the Document means a machine-readable copy, represented in a format whose specification is available to the general public, that is suitable for revising the document straightforwardly with generic text editors or (for images composed of pixels) generic paint programs or (for drawings) some widely available drawing editor, and that is suitable for input to text formatters or for automatic translation to a variety of formats suitable for input to text formatters. A copy made in an otherwise Transparent file format whose markup, or absence of markup, has been arranged to thwart or discourage subsequent modification by readers is not Transparent. An image format is not Transparent if used for any substantial amount of text. A copy that is not “Transparent” is called “Opaque”.

Examples of suitable formats for Transparent copies include plain ASCII without markup, Texinfo input format, LaTeX input format, SGML or XML using a publicly available DTD, and standard-conforming simple HTML, PostScript or PDF designed for human modification. Examples of transparent image formats include PNG, XCF and JPG. Opaque formats include proprietary formats that can be read and edited only by proprietary word processors, SGML or XML for which the DTD and/or processing tools are not generally available, and the machine-generated HTML, PostScript or PDF produced by some word processors for output purposes only.

The “Title Page” means, for a printed book, the title page itself, plus such following pages as are needed to hold, legibly, the material this License requires to appear in the title page. For works in formats which do not

have any title page as such, “Title Page” means the text near the most prominent appearance of the work’s title, preceding the beginning of the body of the text.

A section “Entitled XYZ” means a named subunit of the Document whose title either is precisely XYZ or contains XYZ in parentheses following text that translates XYZ in another language. (Here XYZ stands for a specific section name mentioned below, such as “Acknowledgements”, “Dedications”, “Endorsements”, or “History”.) To “Preserve the Title” of such a section when you modify the Document means that it remains a section “Entitled XYZ” according to this definition.

The Document may include Warranty Disclaimers next to the notice which states that this License applies to the Document. These Warranty Disclaimers are considered to be included by reference in this License, but only as regards disclaiming warranties: any other implication that these Warranty Disclaimers may have is void and has no effect on the meaning of this License.

## 2. VERBATIM COPYING

You may copy and distribute the Document in any medium, either commercially or noncommercially, provided that this License, the copyright notices, and the license notice saying this License applies to the Document are reproduced in all copies, and that you add no other conditions whatsoever to those of this License. You may not use technical measures to obstruct or control the reading or further copying of the copies you make or distribute. However, you may accept compensation in exchange for copies. If you distribute a large enough number of copies you must also follow the conditions in section 3.

You may also lend copies, under the same conditions stated above, and you may publicly display copies.

## 3. COPYING IN QUANTITY

If you publish printed copies (or copies in media that commonly have printed covers) of the Document, numbering more than 100, and the Document’s license notice requires Cover Texts, you must enclose the copies in covers that carry, clearly and legibly, all these Cover Texts: Front-Cover Texts on the front cover, and Back-Cover Texts on the back cover. Both covers must also clearly and legibly identify you as the publisher of these copies. The front cover must present the full title with all words of the title equally prominent and visible. You may add other material on the covers in addition. Copying with changes limited to the covers, as long as they preserve the title of the Document and satisfy these conditions, can be treated as verbatim copying in other respects.

If the required texts for either cover are too voluminous to fit legibly, you should put the first ones listed (as many as fit reasonably) on the actual cover, and continue the rest onto adjacent pages.

If you publish or distribute Opaque copies of the Document numbering more than 100, you must either include a machine-readable Transparent copy along with each Opaque copy, or state in or with each Opaque copy a computer-network location from which the general network-using public has access to download using public-standard network protocols a complete Transparent copy of the Document, free of added material. If you use the latter option, you must take reasonably prudent steps, when you begin distribution of Opaque copies in quantity, to ensure that this Transparent copy will remain thus accessible at the stated location until at least one year after the last time you distribute an Opaque copy (directly or through your agents or retailers) of that edition to the public.

It is requested, but not required, that you contact the authors of the Document well before redistributing any large number of copies, to give them a chance to provide you with an updated version of the Document.

## 4. MODIFICATIONS

You may copy and distribute a Modified Version of the Document under the conditions of sections 2 and 3 above, provided that you release the Modified Version under precisely this License, with the Modified Version filling the role of the Document, thus licensing distribution and modification of the Modified Version to whoever possesses a copy of it. In addition, you must do these things in the Modified Version:

- A. Use in the Title Page (and on the covers, if any) a title distinct from that of the Document, and from those of previous versions (which should, if there were any, be listed in the History section of the Document). You may use the same title as a previous version if the original publisher of that version gives permission.
- B. List on the Title Page, as authors, one or more persons or entities responsible for authorship of the modifications in the Modified Version, together with at least five of the principal authors of the Document (all of its principal authors, if it has fewer than five), unless they release you from this requirement.
- C. State on the Title page the name of the publisher of the Modified Version, as the publisher.
- D. Preserve all the copyright notices of the Document.
- E. Add an appropriate copyright notice for your modifications adjacent to the other copyright notices.
- F. Include, immediately after the copyright notices, a license notice giving the public permission to use the Modified Version under the terms of this License, in the form shown in the Addendum below.
- G. Preserve in that license notice the full lists of Invariant Sections and required Cover Texts given in the Document’s license notice.
- H. Include an unaltered copy of this License.



- I. Preserve the section Entitled “History”, Preserve its Title, and add to it an item stating at least the title, year, new authors, and publisher of the Modified Version as given on the Title Page. If there is no section Entitled “History” in the Document, create one stating the title, year, authors, and publisher of the Document as given on its Title Page, then add an item describing the Modified Version as stated in the previous sentence.
- J. Preserve the network location, if any, given in the Document for public access to a Transparent copy of the Document, and likewise the network locations given in the Document for previous versions it was based on. These may be placed in the “History” section. You may omit a network location for a work that was published at least four years before the Document itself, or if the original publisher of the version it refers to gives permission.
- K. For any section Entitled “Acknowledgements” or “Dedications”, Preserve the Title of the section, and preserve in the section all the substance and tone of each of the contributor acknowledgements and/or dedications given therein.
- L. Preserve all the Invariant Sections of the Document, unaltered in their text and in their titles. Section numbers or the equivalent are not considered part of the section titles.
- M. Delete any section Entitled “Endorsements”. Such a section may not be included in the Modified Version.
- N. Do not retitle any existing section to be Entitled “Endorsements” or to conflict in title with any Invariant Section.
- O. Preserve any Warranty Disclaimers.

If the Modified Version includes new front-matter sections or appendices that qualify as Secondary Sections and contain no material copied from the Document, you may at your option designate some or all of these sections as invariant. To do this, add their titles to the list of Invariant Sections in the Modified Version’s license notice. These titles must be distinct from any other section titles.

You may add a section Entitled “Endorsements”, provided it contains nothing but endorsements of your Modified Version by various parties—for example, statements of peer review or that the text has been approved by an organization as the authoritative definition of a standard.

You may add a passage of up to five words as a Front-Cover Text, and a passage of up to 25 words as a Back-Cover Text, to the end of the list of Cover Texts in the Modified Version. Only one passage of Front-Cover Text and one of Back-Cover Text may be added by (or through arrangements made by) any one entity. If the Document already includes a cover text for the same cover, previously added by you or by arrangement made by the same entity you are acting on behalf of, you may not add another; but you may replace the old one, on explicit permission from the previous publisher that added the old one.

The author(s) and publisher(s) of the Document do not by this License give permission to use their names for publicity for or to assert or imply endorsement of any Modified Version.

## 5. COMBINING DOCUMENTS

You may combine the Document with other documents released under this License, under the terms defined in section 4 above for modified versions, provided that you include in the combination all of the Invariant Sections of all of the original documents, unmodified, and list them all as Invariant Sections of your combined work in its license notice, and that you preserve all their Warranty Disclaimers.

The combined work need only contain one copy of this License, and multiple identical Invariant Sections may be replaced with a single copy. If there are multiple Invariant Sections with the same name but different contents, make the title of each such section unique by adding at the end of it, in parentheses, the name of the original author or publisher of that section if known, or else a unique number. Make the same adjustment to the section titles in the list of Invariant Sections in the license notice of the combined work.

In the combination, you must combine any sections Entitled “History” in the various original documents, forming one section Entitled “History”; likewise combine any sections Entitled “Acknowledgements”, and any sections Entitled “Dedications”. You must delete all sections Entitled “Endorsements.”

## 6. COLLECTIONS OF DOCUMENTS

You may make a collection consisting of the Document and other documents released under this License, and replace the individual copies of this License in the various documents with a single copy that is included in the collection, provided that you follow the rules of this License for verbatim copying of each of the documents in all other respects.

You may extract a single document from such a collection, and distribute it individually under this License, provided you insert a copy of this License into the extracted document, and follow this License in all other respects regarding verbatim copying of that document.

## 7. AGGREGATION WITH INDEPENDENT WORKS

A compilation of the Document or its derivatives with other separate and independent documents or works, in or on a volume of a storage or distribution medium, is called an “aggregate” if the copyright resulting from the compilation is not used to limit the legal rights of the compilation’s users beyond what the individual works

permit. When the Document is included in an aggregate, this License does not apply to the other works in the aggregate which are not themselves derivative works of the Document.

If the Cover Text requirement of section 3 is applicable to these copies of the Document, then if the Document is less than one half of the entire aggregate, the Document's Cover Texts may be placed on covers that bracket the Document within the aggregate, or the electronic equivalent of covers if the Document is in electronic form. Otherwise they must appear on printed covers that bracket the whole aggregate.

#### 8. TRANSLATION

Translation is considered a kind of modification, so you may distribute translations of the Document under the terms of section 4. Replacing Invariant Sections with translations requires special permission from their copyright holders, but you may include translations of some or all Invariant Sections in addition to the original versions of these Invariant Sections. You may include a translation of this License, and all the license notices in the Document, and any Warranty Disclaimers, provided that you also include the original English version of this License and the original versions of those notices and disclaimers. In case of a disagreement between the translation and the original version of this License or a notice or disclaimer, the original version will prevail.

If a section in the Document is Entitled "Acknowledgements", "Dedications", or "History", the requirement (section 4) to Preserve its Title (section 1) will typically require changing the actual title.

#### 9. TERMINATION

You may not copy, modify, sublicense, or distribute the Document except as expressly provided for under this License. Any other attempt to copy, modify, sublicense or distribute the Document is void, and will automatically terminate your rights under this License. However, parties who have received copies, or rights, from you under this License will not have their licenses terminated so long as such parties remain in full compliance.

#### 10. FUTURE REVISIONS OF THIS LICENSE

The Free Software Foundation may publish new, revised versions of the GNU Free Documentation License from time to time. Such new versions will be similar in spirit to the present version, but may differ in detail to address new problems or concerns. See <http://www.gnu.org/copyleft/>.

Each version of the License is given a distinguishing version number. If the Document specifies that a particular numbered version of this License "or any later version" applies to it, you have the option of following the terms and conditions either of that specified version or of any later version that has been published (not as a draft) by the Free Software Foundation. If the Document does not specify a version number of this License, you may choose any version ever published (not as a draft) by the Free Software Foundation.

## ADDENDUM: How to use this License for your documents

To use this License in a document you have written, include a copy of the License in the document and put the following copyright and license notices just after the title page:

```
Copyright (C) year your name.
Permission is granted to copy, distribute and/or modify
this document under the terms of the GNU Free
Documentation License, Version 1.2 or any later version
published by the Free Software Foundation; with no
Invariant Sections, no Front-Cover Texts, and no
Back-Cover Texts. A copy of the license is included in
the section entitled ‘‘GNU Free Documentation License’’.
```

If you have Invariant Sections, Front-Cover Texts and Back-Cover Texts, replace the “with...Texts.” line with this:

```
with the Invariant Sections being list their
titles, with the Front-Cover Texts being list, and
with the Back-Cover Texts being list.
```

If you have Invariant Sections without Cover Texts, or some other combination of the three, merge those two alternatives to suit the situation.

If your document contains nontrivial examples of program code, we recommend releasing these examples in parallel under your choice of free software license, such as the GNU General Public License, to permit their use in free software.

# Function Index

## C

|                       |     |                       |     |
|-----------------------|-----|-----------------------|-----|
| cblas_caxpy .....     | 434 | cblas_dsyr2 .....     | 439 |
| cblas_ccopy .....     | 434 | cblas_dsyr2k .....    | 442 |
| cblas_cdotc_sub ..... | 433 | cblas_dsyrrk .....    | 441 |
| cblas_cdotu_sub ..... | 433 | cblas_dtbmv .....     | 436 |
| cblas_cgbmv .....     | 436 | cblas_dtbsv .....     | 436 |
| cblas_cgemm .....     | 442 | cblas_dtpmv .....     | 436 |
| cblas_cgemv .....     | 436 | cblas_dtpsv .....     | 436 |
| cblas_cgerc .....     | 439 | cblas_dtrmm .....     | 442 |
| cblas_cgeru .....     | 439 | cblas_dtrmv .....     | 436 |
| cblas_chbmv .....     | 439 | cblas_dtrsm .....     | 442 |
| cblas_chemm .....     | 443 | cblas_dtrsv .....     | 436 |
| cblas_chemv .....     | 439 | cblas_dzasum .....    | 433 |
| cblas_cher .....      | 439 | cblas_dznrm2 .....    | 433 |
| cblas_cher2 .....     | 440 | cblas_icamax .....    | 433 |
| cblas_cher2k .....    | 443 | cblas_idamax .....    | 433 |
| cblas_cherk .....     | 443 | cblas_isamax .....    | 433 |
| cblas_chpmv .....     | 439 | cblas_izamax .....    | 433 |
| cblas_chpr .....      | 440 | cblas_sasum .....     | 433 |
| cblas_chpr2 .....     | 440 | cblas_saxpy .....     | 434 |
| cblas_cscal .....     | 435 | cblas_scasum .....    | 433 |
| cblas_csscal .....    | 435 | cblas_scnrm2 .....    | 433 |
| cblas_cswap .....     | 434 | cblas_scopy .....     | 434 |
| cblas_csymm .....     | 442 | cblas_sdot .....      | 433 |
| cblas_csyr2k .....    | 442 | cblas_sdsdot .....    | 433 |
| cblas_csyrrk .....    | 442 | cblas_sgbmv .....     | 435 |
| cblas_ctbmv .....     | 437 | cblas_sgemm .....     | 441 |
| cblas_ctbsv .....     | 437 | cblas_sgemv .....     | 435 |
| cblas_ctpmv .....     | 437 | cblas_sger .....      | 438 |
| cblas_ctpsv .....     | 437 | cblas_snrm2 .....     | 433 |
| cblas_ctrmm .....     | 442 | cblas_srot .....      | 434 |
| cblas_ctrmv .....     | 437 | cblas_srotg .....     | 434 |
| cblas_ctrsm .....     | 442 | cblas_srotm .....     | 434 |
| cblas_ctrsv .....     | 437 | cblas_srotmg .....    | 434 |
| cblas_dasum .....     | 433 | cblas_ssbmv .....     | 438 |
| cblas_daxpy .....     | 434 | cblas_sscal .....     | 435 |
| cblas_dcopy .....     | 434 | cblas_sspmv .....     | 438 |
| cblas_ddot .....      | 433 | cblas_sspr .....      | 438 |
| cblas_dgbmv .....     | 436 | cblas_sspr2 .....     | 438 |
| cblas_dgemm .....     | 441 | cblas_sswap .....     | 434 |
| cblas_dgemv .....     | 436 | cblas_ssymm .....     | 441 |
| cblas_dger .....      | 439 | cblas_ssymv .....     | 438 |
| cblas_dnrm2 .....     | 433 | cblas_ssyr .....      | 438 |
| cblas_drot .....      | 434 | cblas_ssyr2 .....     | 438 |
| cblas_drotg .....     | 434 | cblas_ssyr2k .....    | 441 |
| cblas_drotm .....     | 434 | cblas_ssyrrk .....    | 441 |
| cblas_drotmg .....    | 434 | cblas_stbmv .....     | 435 |
| cblas_dsbbmv .....    | 439 | cblas_stbsv .....     | 435 |
| cblas_dscal .....     | 435 | cblas_stpmv .....     | 435 |
| cblas_dsdot .....     | 433 | cblas_stpsv .....     | 436 |
| cblas_dspmv .....     | 439 | cblas_strmm .....     | 441 |
| cblas_dspr .....      | 439 | cblas_strmv .....     | 435 |
| cblas_dspr2 .....     | 439 | cblas_strsm .....     | 441 |
| cblas_dswap .....     | 434 | cblas_strsv .....     | 435 |
| cblas_dsymm .....     | 441 | cblas_xerbla .....    | 444 |
| cblas_dsymv .....     | 438 | cblas_zaxpy .....     | 434 |
| cblas_dsyr .....      | 439 | cblas_zcopy .....     | 434 |
|                       |     | cblas_zdotc_sub ..... | 433 |

|                       |     |
|-----------------------|-----|
| cblas_zdotu_sub ..... | 433 |
| cblas_zdscal .....    | 435 |
| cblas_zgbmv .....     | 437 |
| cblas_zgemm .....     | 442 |
| cblas_zgemv .....     | 437 |
| cblas_zgerc .....     | 440 |
| cblas_zgeru .....     | 440 |
| cblas_zhbmvm .....    | 440 |
| cblas_zhemm .....     | 443 |
| cblas_zhemv .....     | 440 |
| cblas_zher .....      | 440 |
| cblas_zher2 .....     | 440 |
| cblas_zher2k .....    | 444 |
| cblas_zherk .....     | 443 |
| cblas_zhpmv .....     | 440 |
| cblas_zhpr .....      | 440 |
| cblas_zhpr2 .....     | 440 |
| cblas_zscal .....     | 435 |
| cblas_zswap .....     | 434 |
| cblas_zsymm .....     | 443 |
| cblas_zsyr2k .....    | 443 |
| cblas_zsyrk .....     | 443 |
| cblas_ztbmv .....     | 437 |
| cblas_ztbsv .....     | 438 |
| cblas_ztpmv .....     | 437 |
| cblas_ztpsv .....     | 438 |
| cblas_ztrmm .....     | 443 |
| cblas_ztrmv .....     | 437 |
| cblas_ztrsm .....     | 443 |
| cblas_ztrsv .....     | 438 |

## G

|                       |     |
|-----------------------|-----|
| gsl_acosh .....       | 17  |
| gsl_asinh .....       | 17  |
| gsl_atanh .....       | 17  |
| gsl_blas_caxpy .....  | 118 |
| gsl_blas_ccopy .....  | 117 |
| gsl_blas_cdotc .....  | 117 |
| gsl_blas_cdotu .....  | 116 |
| gsl_blas_cgmm .....   | 121 |
| gsl_blas_cgmmv .....  | 119 |
| gsl_blas_cgerc .....  | 120 |
| gsl_blas_cgeru .....  | 120 |
| gsl_blas_chemm .....  | 122 |
| gsl_blas_chemv .....  | 120 |
| gsl_blas_cher .....   | 121 |
| gsl_blas_cher2 .....  | 121 |
| gsl_blas_cher2k ..... | 124 |
| gsl_blas_cherk .....  | 124 |
| gsl_blas_cscal .....  | 118 |
| gsl_blas_csscal ..... | 118 |
| gsl_blas_cswap .....  | 117 |
| gsl_blas_csymm .....  | 122 |
| gsl_blas_csyr2k ..... | 124 |
| gsl_blas_csyrk .....  | 123 |
| gsl_blas_ctrmm .....  | 123 |
| gsl_blas_ctrmv .....  | 119 |
| gsl_blas_ctrsm .....  | 123 |
| gsl_blas_ctrsv .....  | 119 |
| gsl_blas_dasum .....  | 117 |

|                       |     |
|-----------------------|-----|
| gsl_blas_daxpy .....  | 118 |
| gsl_blas_dcopy .....  | 117 |
| gsl_blas_ddot .....   | 116 |
| gsl_blas_dgemm .....  | 121 |
| gsl_blas_dgemv .....  | 119 |
| gsl_blas_dger .....   | 120 |
| gsl_blas_dnrm2 .....  | 117 |
| gsl_blas_drot .....   | 118 |
| gsl_blas_drotg .....  | 118 |
| gsl_blas_drotm .....  | 118 |
| gsl_blas_drotmg ..... | 118 |
| gsl_blas_dscal .....  | 118 |
| gsl_blas_dsdot .....  | 116 |
| gsl_blas_dswap .....  | 117 |
| gsl_blas_dsymm .....  | 122 |
| gsl_blas_dsymv .....  | 120 |
| gsl_blas_dsyr .....   | 120 |
| gsl_blas_dsyr2 .....  | 121 |
| gsl_blas_dsyr2k ..... | 124 |
| gsl_blas_dsyrk .....  | 123 |
| gsl_blas_dtrmm .....  | 122 |
| gsl_blas_dtrmv .....  | 119 |
| gsl_blas_dtrsm .....  | 123 |
| gsl_blas_dtrsv .....  | 119 |
| gsl_blas_dzasum ..... | 117 |
| gsl_blas_dznrm2 ..... | 117 |
| gsl_blas_icamax ..... | 117 |
| gsl_blas_idamax ..... | 117 |
| gsl_blas_isamax ..... | 117 |
| gsl_blas_izamax ..... | 117 |
| gsl_blas_sasum .....  | 117 |
| gsl_blas_saxpy .....  | 118 |
| gsl_blas_scasum ..... | 117 |
| gsl_blas_scnrm2 ..... | 117 |
| gsl_blas_scopy .....  | 117 |
| gsl_blas_sdot .....   | 116 |
| gsl_blas_sdsdot ..... | 116 |
| gsl_blas_sgemm .....  | 121 |
| gsl_blas_sgemv .....  | 119 |
| gsl_blas_sger .....   | 120 |
| gsl_blas_snrm2 .....  | 117 |
| gsl_blas_srot .....   | 118 |
| gsl_blas_srotg .....  | 118 |
| gsl_blas_srotm .....  | 118 |
| gsl_blas_srotmg ..... | 118 |
| gsl_blas_sscal .....  | 118 |
| gsl_blas_sswap .....  | 117 |
| gsl_blas_ssymm .....  | 122 |
| gsl_blas_ssymv .....  | 120 |
| gsl_blas_ssyr .....   | 120 |
| gsl_blas_ssyr2 .....  | 121 |
| gsl_blas_ssyr2k ..... | 124 |
| gsl_blas_ssyrk .....  | 123 |
| gsl_blas_strmm .....  | 122 |
| gsl_blas_strmv .....  | 119 |
| gsl_blas_strsm .....  | 123 |
| gsl_blas_strsv .....  | 119 |
| gsl_blas_zaxpy .....  | 118 |
| gsl_blas_zcopy .....  | 117 |
| gsl_blas_zdotc .....  | 117 |
| gsl_blas_zdotu .....  | 116 |

|                                              |     |                                                |     |
|----------------------------------------------|-----|------------------------------------------------|-----|
| <code>gsl_blas_zdscal</code> .....           | 118 | <code>gsl_cdf_gamma_Pinv</code> .....          | 217 |
| <code>gsl_blas_zgemm</code> .....            | 122 | <code>gsl_cdf_gamma_Q</code> .....             | 217 |
| <code>gsl_blas_zgemv</code> .....            | 119 | <code>gsl_cdf_gamma_Qinv</code> .....          | 217 |
| <code>gsl_blas_zgerc</code> .....            | 120 | <code>gsl_cdf_gaussian_P</code> .....          | 205 |
| <code>gsl_blas_zgeru</code> .....            | 120 | <code>gsl_cdf_gaussian_Pinv</code> .....       | 205 |
| <code>gsl_blas_zhemm</code> .....            | 122 | <code>gsl_cdf_gaussian_Q</code> .....          | 205 |
| <code>gsl_blas_zhemv</code> .....            | 120 | <code>gsl_cdf_gaussian_Qinv</code> .....       | 205 |
| <code>gsl_blas_zher</code> .....             | 121 | <code>gsl_cdf_geometric_P</code> .....         | 239 |
| <code>gsl_blas_zher2</code> .....            | 121 | <code>gsl_cdf_geometric_Q</code> .....         | 239 |
| <code>gsl_blas_zher2k</code> .....           | 124 | <code>gsl_cdf_gumbel1_P</code> .....           | 228 |
| <code>gsl_blas_zherk</code> .....            | 124 | <code>gsl_cdf_gumbel1_Pinv</code> .....        | 228 |
| <code>gsl_blas_zscal</code> .....            | 118 | <code>gsl_cdf_gumbel1_Q</code> .....           | 228 |
| <code>gsl_blas_zswap</code> .....            | 117 | <code>gsl_cdf_gumbel1_Qinv</code> .....        | 228 |
| <code>gsl_blas_zsymm</code> .....            | 122 | <code>gsl_cdf_gumbel2_P</code> .....           | 229 |
| <code>gsl_blas_zsyr2k</code> .....           | 124 | <code>gsl_cdf_gumbel2_Pinv</code> .....        | 229 |
| <code>gsl_blas_zsyrk</code> .....            | 123 | <code>gsl_cdf_gumbel2_Q</code> .....           | 229 |
| <code>gsl_blas_ztrmm</code> .....            | 123 | <code>gsl_cdf_gumbel2_Qinv</code> .....        | 229 |
| <code>gsl_blas_ztrmv</code> .....            | 119 | <code>gsl_cdf_hypergeometric_P</code> .....    | 240 |
| <code>gsl_blas_ztrsm</code> .....            | 123 | <code>gsl_cdf_hypergeometric_Q</code> .....    | 240 |
| <code>gsl_blas_ztrsv</code> .....            | 119 | <code>gsl_cdf_laplace_P</code> .....           | 209 |
| <code>gsl_block_alloc</code> .....           | 75  | <code>gsl_cdf_laplace_Pinv</code> .....        | 209 |
| <code>gsl_block_calloc</code> .....          | 75  | <code>gsl_cdf_laplace_Q</code> .....           | 209 |
| <code>gsl_block_fprintf</code> .....         | 75  | <code>gsl_cdf_laplace_Qinv</code> .....        | 209 |
| <code>gsl_block_fread</code> .....           | 75  | <code>gsl_cdf_logistic_P</code> .....          | 224 |
| <code>gsl_block_free</code> .....            | 75  | <code>gsl_cdf_logistic_Pinv</code> .....       | 224 |
| <code>gsl_block_fscanf</code> .....          | 76  | <code>gsl_cdf_logistic_Q</code> .....          | 224 |
| <code>gsl_block_fwrite</code> .....          | 75  | <code>gsl_cdf_logistic_Qinv</code> .....       | 224 |
| <code>gsl_bspline_alloc</code> .....         | 405 | <code>gsl_cdf_lognormal_P</code> .....         | 219 |
| <code>gsl_bspline_eval</code> .....          | 406 | <code>gsl_cdf_lognormal_Pinv</code> .....      | 219 |
| <code>gsl_bspline_free</code> .....          | 405 | <code>gsl_cdf_lognormal_Q</code> .....         | 219 |
| <code>gsl_bspline_knots</code> .....         | 405 | <code>gsl_cdf_lognormal_Qinv</code> .....      | 219 |
| <code>gsl_bspline_knots_uniform</code> ..... | 406 | <code>gsl_cdf_negative_binomial_P</code> ..... | 237 |
| <code>gsl_cdf_beta_P</code> .....            | 223 | <code>gsl_cdf_negative_binomial_Q</code> ..... | 237 |
| <code>gsl_cdf_beta_Pinv</code> .....         | 223 | <code>gsl_cdf_pareto_P</code> .....            | 225 |
| <code>gsl_cdf_beta_Q</code> .....            | 223 | <code>gsl_cdf_pareto_Pinv</code> .....         | 225 |
| <code>gsl_cdf_beta_Qinv</code> .....         | 223 | <code>gsl_cdf_pareto_Q</code> .....            | 225 |
| <code>gsl_cdf_binomial_P</code> .....        | 235 | <code>gsl_cdf_pareto_Qinv</code> .....         | 225 |
| <code>gsl_cdf_binomial_Q</code> .....        | 235 | <code>gsl_cdf_pascal_P</code> .....            | 238 |
| <code>gsl_cdf_cauchy_P</code> .....          | 211 | <code>gsl_cdf_pascal_Q</code> .....            | 238 |
| <code>gsl_cdf_cauchy_Pinv</code> .....       | 211 | <code>gsl_cdf_poisson_P</code> .....           | 233 |
| <code>gsl_cdf_cauchy_Q</code> .....          | 211 | <code>gsl_cdf_poisson_Q</code> .....           | 233 |
| <code>gsl_cdf_cauchy_Qinv</code> .....       | 211 | <code>gsl_cdf_rayleigh_P</code> .....          | 212 |
| <code>gsl_cdf_chisq_P</code> .....           | 220 | <code>gsl_cdf_rayleigh_Pinv</code> .....       | 212 |
| <code>gsl_cdf_chisq_Pinv</code> .....        | 220 | <code>gsl_cdf_rayleigh_Q</code> .....          | 212 |
| <code>gsl_cdf_chisq_Q</code> .....           | 220 | <code>gsl_cdf_rayleigh_Qinv</code> .....       | 212 |
| <code>gsl_cdf_chisq_Qinv</code> .....        | 220 | <code>gsl_cdf_tdist_P</code> .....             | 222 |
| <code>gsl_cdf_exponential_P</code> .....     | 208 | <code>gsl_cdf_tdist_Pinv</code> .....          | 222 |
| <code>gsl_cdf_exponential_Pinv</code> .....  | 208 | <code>gsl_cdf_tdist_Q</code> .....             | 222 |
| <code>gsl_cdf_exponential_Q</code> .....     | 208 | <code>gsl_cdf_tdist_Qinv</code> .....          | 222 |
| <code>gsl_cdf_exponential_Qinv</code> .....  | 208 | <code>gsl_cdf_ugaussian_P</code> .....         | 205 |
| <code>gsl_cdf_exppow_P</code> .....          | 210 | <code>gsl_cdf_ugaussian_Pinv</code> .....      | 205 |
| <code>gsl_cdf_exppow_Q</code> .....          | 210 | <code>gsl_cdf_ugaussian_Q</code> .....         | 205 |
| <code>gsl_cdf_fdist_P</code> .....           | 221 | <code>gsl_cdf_ugaussian_Qinv</code> .....      | 205 |
| <code>gsl_cdf_fdist_Pinv</code> .....        | 221 | <code>gsl_cdf_weibull_P</code> .....           | 227 |
| <code>gsl_cdf_fdist_Q</code> .....           | 221 | <code>gsl_cdf_weibull_Pinv</code> .....        | 227 |
| <code>gsl_cdf_fdist_Qinv</code> .....        | 221 | <code>gsl_cdf_weibull_Q</code> .....           | 227 |
| <code>gsl_cdf_flat_P</code> .....            | 218 | <code>gsl_cdf_weibull_Qinv</code> .....        | 227 |
| <code>gsl_cdf_flat_Pinv</code> .....         | 218 | <code>gsl_cheb_alloc</code> .....              | 320 |
| <code>gsl_cdf_flat_Q</code> .....            | 218 | <code>gsl_cheb_calc_deriv</code> .....         | 321 |
| <code>gsl_cdf_flat_Qinv</code> .....         | 218 | <code>gsl_cheb_calc_integ</code> .....         | 321 |
| <code>gsl_cdf_gamma_P</code> .....           | 217 | <code>gsl_cheb_eval</code> .....               | 320 |

|                                               |     |                                             |     |
|-----------------------------------------------|-----|---------------------------------------------|-----|
| <code>gsl_cheb_eval_err</code> .....          | 321 | <code>gsl_complex_logabs</code> .....       | 22  |
| <code>gsl_cheb_eval_n</code> .....            | 321 | <code>gsl_complex_mul</code> .....          | 22  |
| <code>gsl_cheb_eval_n_err</code> .....        | 321 | <code>gsl_complex_mul_imag</code> .....     | 23  |
| <code>gsl_cheb_free</code> .....              | 320 | <code>gsl_complex_mul_real</code> .....     | 22  |
| <code>gsl_cheb_init</code> .....              | 320 | <code>gsl_complex_negative</code> .....     | 23  |
| <code>gsl_combination_alloc</code> .....      | 105 | <code>gsl_complex_polar</code> .....        | 21  |
| <code>gsl_combination_calloc</code> .....     | 105 | <code>gsl_complex_pow</code> .....          | 23  |
| <code>gsl_combination_data</code> .....       | 106 | <code>gsl_complex_pow_real</code> .....     | 23  |
| <code>gsl_combination_fprintf</code> .....    | 107 | <code>gsl_complex_rect</code> .....         | 21  |
| <code>gsl_combination_fread</code> .....      | 107 | <code>gsl_complex_sec</code> .....          | 24  |
| <code>gsl_combination_free</code> .....       | 105 | <code>gsl_complex_sech</code> .....         | 25  |
| <code>gsl_combination_fscanf</code> .....     | 107 | <code>gsl_complex_sin</code> .....          | 24  |
| <code>gsl_combination_fwrite</code> .....     | 107 | <code>gsl_complex_sinh</code> .....         | 25  |
| <code>gsl_combination_get</code> .....        | 106 | <code>gsl_complex_sqrt</code> .....         | 23  |
| <code>gsl_combination_init_first</code> ..... | 105 | <code>gsl_complex_sqrt_real</code> .....    | 23  |
| <code>gsl_combination_init_last</code> .....  | 105 | <code>gsl_complex_sub</code> .....          | 22  |
| <code>gsl_combination_k</code> .....          | 106 | <code>gsl_complex_sub_imag</code> .....     | 23  |
| <code>gsl_combination_memcpy</code> .....     | 106 | <code>gsl_complex_sub_real</code> .....     | 22  |
| <code>gsl_combination_n</code> .....          | 106 | <code>gsl_complex_tan</code> .....          | 24  |
| <code>gsl_combination_next</code> .....       | 106 | <code>gsl_complex_tanh</code> .....         | 25  |
| <code>gsl_combination_prev</code> .....       | 106 | <code>gsl_deriv_backward</code> .....       | 317 |
| <code>gsl_combination_valid</code> .....      | 106 | <code>gsl_deriv_central</code> .....        | 317 |
| <code>gsl_complex_abs</code> .....            | 22  | <code>gsl_deriv_forward</code> .....        | 317 |
| <code>gsl_complex_abs2</code> .....           | 22  | <code>gsl_dht_alloc</code> .....            | 335 |
| <code>gsl_complex_add</code> .....            | 22  | <code>gsl_dht_apply</code> .....            | 336 |
| <code>gsl_complex_add_imag</code> .....       | 23  | <code>gsl_dht_free</code> .....             | 336 |
| <code>gsl_complex_add_real</code> .....       | 22  | <code>gsl_dht_init</code> .....             | 335 |
| <code>gsl_complex_arccos</code> .....         | 25  | <code>gsl_dht_k_sample</code> .....         | 336 |
| <code>gsl_complex_arccos_real</code> .....    | 25  | <code>gsl_dht_new</code> .....              | 336 |
| <code>gsl_complex_arccosh</code> .....        | 26  | <code>gsl_dht_x_sample</code> .....         | 336 |
| <code>gsl_complex_arccosh_real</code> .....   | 26  | <code>GSL_EDOM</code> .....                 | 12  |
| <code>gsl_complex_arccot</code> .....         | 25  | <code>gsl_eigen_gen</code> .....            | 148 |
| <code>gsl_complex_arccoth</code> .....        | 26  | <code>gsl_eigen_gen_alloc</code> .....      | 148 |
| <code>gsl_complex_arccsc</code> .....         | 25  | <code>gsl_eigen_gen_free</code> .....       | 148 |
| <code>gsl_complex_arccsc_real</code> .....    | 25  | <code>gsl_eigen_gen_params</code> .....     | 148 |
| <code>gsl_complex_arccsch</code> .....        | 26  | <code>gsl_eigen_gen_QZ</code> .....         | 148 |
| <code>gsl_complex_arcsec</code> .....         | 25  | <code>gsl_eigen_genherm</code> .....        | 147 |
| <code>gsl_complex_arcsec_real</code> .....    | 25  | <code>gsl_eigen_genherm_alloc</code> .....  | 146 |
| <code>gsl_complex_arcsech</code> .....        | 26  | <code>gsl_eigen_genherm_free</code> .....   | 146 |
| <code>gsl_complex_arcsin</code> .....         | 24  | <code>gsl_eigen_genhermv</code> .....       | 147 |
| <code>gsl_complex_arcsin_real</code> .....    | 24  | <code>gsl_eigen_genhermv_alloc</code> ..... | 147 |
| <code>gsl_complex_arcsinh</code> .....        | 26  | <code>gsl_eigen_genhermv_free</code> .....  | 147 |
| <code>gsl_complex_arctan</code> .....         | 25  | <code>gsl_eigen_genhermv_sort</code> .....  | 150 |
| <code>gsl_complex_arctanh</code> .....        | 26  | <code>gsl_eigen_gensymm</code> .....        | 146 |
| <code>gsl_complex_arctanh_real</code> .....   | 26  | <code>gsl_eigen_gensymm_alloc</code> .....  | 146 |
| <code>gsl_complex_arg</code> .....            | 22  | <code>gsl_eigen_gensymm_free</code> .....   | 146 |
| <code>gsl_complex_conjugate</code> .....      | 23  | <code>gsl_eigen_gensymmv</code> .....       | 146 |
| <code>gsl_complex_cos</code> .....            | 24  | <code>gsl_eigen_gensymmv_alloc</code> ..... | 146 |
| <code>gsl_complex_cosh</code> .....           | 25  | <code>gsl_eigen_gensymmv_free</code> .....  | 146 |
| <code>gsl_complex_cot</code> .....            | 24  | <code>gsl_eigen_gensymmv_sort</code> .....  | 150 |
| <code>gsl_complex_coth</code> .....           | 26  | <code>gsl_eigen_genv</code> .....           | 149 |
| <code>gsl_complex_csc</code> .....            | 24  | <code>gsl_eigen_genv_alloc</code> .....     | 149 |
| <code>gsl_complex_csch</code> .....           | 26  | <code>gsl_eigen_genv_free</code> .....      | 149 |
| <code>gsl_complex_div</code> .....            | 22  | <code>gsl_eigen_genv_QZ</code> .....        | 149 |
| <code>gsl_complex_div_imag</code> .....       | 23  | <code>gsl_eigen_genv_sort</code> .....      | 150 |
| <code>gsl_complex_div_real</code> .....       | 23  | <code>gsl_eigen_herm</code> .....           | 143 |
| <code>gsl_complex_exp</code> .....            | 23  | <code>gsl_eigen_herm_alloc</code> .....     | 143 |
| <code>gsl_complex_inverse</code> .....        | 23  | <code>gsl_eigen_herm_free</code> .....      | 143 |
| <code>gsl_complex_log</code> .....            | 24  | <code>gsl_eigen_hermv</code> .....          | 143 |
| <code>gsl_complex_log_b</code> .....          | 24  | <code>gsl_eigen_hermv_alloc</code> .....    | 143 |
| <code>gsl_complex_log10</code> .....          | 24  | <code>gsl_eigen_hermv_free</code> .....     | 143 |

|                                                         |     |                                                     |     |
|---------------------------------------------------------|-----|-----------------------------------------------------|-----|
| <code>gsl_eigen_hermv_sort</code> .....                 | 149 | <code>gsl_frexp</code> .....                        | 18  |
| <code>gsl_eigen_nonsymm</code> .....                    | 144 | <code>gsl_heapsort</code> .....                     | 109 |
| <code>gsl_eigen_nonsymm_alloc</code> .....              | 144 | <code>gsl_heapsort_index</code> .....               | 110 |
| <code>gsl_eigen_nonsymm_free</code> .....               | 144 | <code>gsl_histogram_accumulate</code> .....         | 259 |
| <code>gsl_eigen_nonsymm_params</code> .....             | 144 | <code>gsl_histogram_add</code> .....                | 261 |
| <code>gsl_eigen_nonsymm_Z</code> .....                  | 145 | <code>gsl_histogram_alloc</code> .....              | 258 |
| <code>gsl_eigen_nonsymmv</code> .....                   | 145 | <code>gsl_histogram_bins</code> .....               | 260 |
| <code>gsl_eigen_nonsymmv_alloc</code> .....             | 145 | <code>gsl_histogram_clone</code> .....              | 259 |
| <code>gsl_eigen_nonsymmv_free</code> .....              | 145 | <code>gsl_histogram_div</code> .....                | 261 |
| <code>gsl_eigen_nonsymmv_sort</code> .....              | 150 | <code>gsl_histogram_equal_bins_p</code> .....       | 261 |
| <code>gsl_eigen_nonsymmv_Z</code> .....                 | 145 | <code>gsl_histogram_find</code> .....               | 260 |
| <code>gsl_eigen_symm</code> .....                       | 142 | <code>gsl_histogram_fprintf</code> .....            | 262 |
| <code>gsl_eigen_symm_alloc</code> .....                 | 142 | <code>gsl_histogram_fread</code> .....              | 262 |
| <code>gsl_eigen_symm_free</code> .....                  | 142 | <code>gsl_histogram_free</code> .....               | 259 |
| <code>gsl_eigen_symmv</code> .....                      | 142 | <code>gsl_histogram_fscanf</code> .....             | 262 |
| <code>gsl_eigen_symmv_alloc</code> .....                | 142 | <code>gsl_histogram_fwrite</code> .....             | 261 |
| <code>gsl_eigen_symmv_free</code> .....                 | 142 | <code>gsl_histogram_get</code> .....                | 259 |
| <code>gsl_eigen_symmv_sort</code> .....                 | 149 | <code>gsl_histogram_get_range</code> .....          | 259 |
| <code>GSL_EINVAL</code> .....                           | 12  | <code>gsl_histogram_increment</code> .....          | 259 |
| <code>GSL_ENOMEM</code> .....                           | 12  | <code>gsl_histogram_max</code> .....                | 260 |
| <code>GSL_ERANGE</code> .....                           | 12  | <code>gsl_histogram_max_bin</code> .....            | 260 |
| <code>GSL_ERROR</code> .....                            | 13  | <code>gsl_histogram_max_val</code> .....            | 260 |
| <code>GSL_ERROR_VAL</code> .....                        | 14  | <code>gsl_histogram_mean</code> .....               | 260 |
| <code>gsl_expm1</code> .....                            | 17  | <code>gsl_histogram_memcpy</code> .....             | 259 |
| <code>gsl_fcmp</code> .....                             | 19  | <code>gsl_histogram_min</code> .....                | 260 |
| <code>gsl_fft_complex_backward</code> .....             | 162 | <code>gsl_histogram_min_bin</code> .....            | 260 |
| <code>gsl_fft_complex_forward</code> .....              | 162 | <code>gsl_histogram_min_val</code> .....            | 260 |
| <code>gsl_fft_complex_inverse</code> .....              | 162 | <code>gsl_histogram_mul</code> .....                | 261 |
| <code>gsl_fft_complex_radix2_backward</code> .....      | 158 | <code>gsl_histogram_pdf_alloc</code> .....          | 263 |
| <code>gsl_fft_complex_radix2_dif_backward</code> .....  | 158 | <code>gsl_histogram_pdf_free</code> .....           | 263 |
| <code>gsl_fft_complex_radix2_dif_forward</code> .....   | 158 | <code>gsl_histogram_pdf_init</code> .....           | 263 |
| <code>gsl_fft_complex_radix2_dif_inverse</code> .....   | 158 | <code>gsl_histogram_pdf_sample</code> .....         | 263 |
| <code>gsl_fft_complex_radix2_dif_transform</code> ..... | 158 | <code>gsl_histogram_reset</code> .....              | 260 |
| <code>gsl_fft_complex_radix2_forward</code> .....       | 158 | <code>gsl_histogram_scale</code> .....              | 261 |
| <code>gsl_fft_complex_radix2_inverse</code> .....       | 158 | <code>gsl_histogram_set_ranges</code> .....         | 258 |
| <code>gsl_fft_complex_radix2_transform</code> .....     | 158 | <code>gsl_histogram_set_ranges_uniform</code> ..... | 258 |
| <code>gsl_fft_complex_transform</code> .....            | 162 | <code>gsl_histogram_shift</code> .....              | 261 |
| <code>gsl_fft_complex_wavetable_alloc</code> .....      | 161 | <code>gsl_histogram_sigma</code> .....              | 260 |
| <code>gsl_fft_complex_wavetable_free</code> .....       | 161 | <code>gsl_histogram_sub</code> .....                | 261 |
| <code>gsl_fft_complex_workspace_alloc</code> .....      | 162 | <code>gsl_histogram_sum</code> .....                | 261 |
| <code>gsl_fft_complex_workspace_free</code> .....       | 162 | <code>gsl_histogram2d_accumulate</code> .....       | 267 |
| <code>gsl_fft_halfcomplex_radix2_backward</code> .....  | 166 | <code>gsl_histogram2d_add</code> .....              | 269 |
| <code>gsl_fft_halfcomplex_radix2_inverse</code> .....   | 166 | <code>gsl_histogram2d_alloc</code> .....            | 266 |
| <code>gsl_fft_halfcomplex_transform</code> .....        | 168 | <code>gsl_histogram2d_clone</code> .....            | 267 |
| <code>gsl_fft_halfcomplex_unpack</code> .....           | 169 | <code>gsl_histogram2d_cov</code> .....              | 269 |
| <code>gsl_fft_halfcomplex_wavetable_alloc</code> .....  | 167 | <code>gsl_histogram2d_div</code> .....              | 270 |
| <code>gsl_fft_halfcomplex_wavetable_free</code> .....   | 168 | <code>gsl_histogram2d_equal_bins_p</code> .....     | 269 |
| <code>gsl_fft_real_radix2_transform</code> .....        | 165 | <code>gsl_histogram2d_find</code> .....             | 268 |
| <code>gsl_fft_real_transform</code> .....               | 168 | <code>gsl_histogram2d_fprintf</code> .....          | 270 |
| <code>gsl_fft_real_unpack</code> .....                  | 168 | <code>gsl_histogram2d_fread</code> .....            | 270 |
| <code>gsl_fft_real_wavetable_alloc</code> .....         | 167 | <code>gsl_histogram2d_free</code> .....             | 267 |
| <code>gsl_fft_real_wavetable_free</code> .....          | 168 | <code>gsl_histogram2d_fscanf</code> .....           | 271 |
| <code>gsl_fft_real_workspace_alloc</code> .....         | 168 | <code>gsl_histogram2d_fwrite</code> .....           | 270 |
| <code>gsl_fft_real_workspace_free</code> .....          | 168 | <code>gsl_histogram2d_get</code> .....              | 267 |
| <code>gsl_finite</code> .....                           | 17  | <code>gsl_histogram2d_get_xrange</code> .....       | 267 |
| <code>gsl_fit_linear</code> .....                       | 384 | <code>gsl_histogram2d_get_yrange</code> .....       | 267 |
| <code>gsl_fit_linear_est</code> .....                   | 384 | <code>gsl_histogram2d_increment</code> .....        | 267 |
| <code>gsl_fit_mul</code> .....                          | 384 | <code>gsl_histogram2d_max_bin</code> .....          | 268 |
| <code>gsl_fit_mul_est</code> .....                      | 385 | <code>gsl_histogram2d_max_val</code> .....          | 268 |
| <code>gsl_fit_wlinear</code> .....                      | 384 | <code>gsl_histogram2d_memcpy</code> .....           | 267 |
| <code>gsl_fit_wmul</code> .....                         | 385 | <code>gsl_histogram2d_min_bin</code> .....          | 269 |



|                                                          |     |                                                                |     |
|----------------------------------------------------------|-----|----------------------------------------------------------------|-----|
| <code>gsl_histogram2d_min_val</code> .....               | 268 | <code>gsl_interp_eval_deriv</code> .....                       | 312 |
| <code>gsl_histogram2d_mul</code> .....                   | 270 | <code>gsl_interp_eval_deriv_e</code> .....                     | 312 |
| <code>gsl_histogram2d_nx</code> .....                    | 268 | <code>gsl_interp_eval_deriv2</code> .....                      | 312 |
| <code>gsl_histogram2d_ny</code> .....                    | 268 | <code>gsl_interp_eval_deriv2_e</code> .....                    | 312 |
| <code>gsl_histogram2d_pdf_alloc</code> .....             | 272 | <code>gsl_interp_eval_e</code> .....                           | 312 |
| <code>gsl_histogram2d_pdf_free</code> .....              | 272 | <code>gsl_interp_eval_integ</code> .....                       | 312 |
| <code>gsl_histogram2d_pdf_init</code> .....              | 272 | <code>gsl_interp_eval_integ_e</code> .....                     | 312 |
| <code>gsl_histogram2d_pdf_sample</code> .....            | 272 | <code>gsl_interp_free</code> .....                             | 310 |
| <code>gsl_histogram2d_reset</code> .....                 | 268 | <code>gsl_interp_init</code> .....                             | 310 |
| <code>gsl_histogram2d_scale</code> .....                 | 270 | <code>gsl_interp_linear</code> .....                           | 310 |
| <code>gsl_histogram2d_set_ranges</code> .....            | 266 | <code>gsl_interp_min_size</code> .....                         | 311 |
| <code>gsl_histogram2d_set_ranges_uniform</code> .....    | 266 | <code>gsl_interp_name</code> .....                             | 311 |
| <code>gsl_histogram2d_shift</code> .....                 | 270 | <code>gsl_interp_polynomial</code> .....                       | 310 |
| <code>gsl_histogram2d_sub</code> .....                   | 270 | <code>GSL_IS_EVEN</code> .....                                 | 18  |
| <code>gsl_histogram2d_sum</code> .....                   | 269 | <code>GSL_IS_ODD</code> .....                                  | 18  |
| <code>gsl_histogram2d_xmax</code> .....                  | 268 | <code>gsl_isinf</code> .....                                   | 17  |
| <code>gsl_histogram2d_xmean</code> .....                 | 269 | <code>gsl_isnan</code> .....                                   | 17  |
| <code>gsl_histogram2d_xmin</code> .....                  | 268 | <code>gsl_ldexp</code> .....                                   | 17  |
| <code>gsl_histogram2d_xsigma</code> .....                | 269 | <code>gsl_linalg_balance_matrix</code> .....                   | 139 |
| <code>gsl_histogram2d_ymax</code> .....                  | 268 | <code>gsl_linalg_bidiag_decomp</code> .....                    | 136 |
| <code>gsl_histogram2d_ymean</code> .....                 | 269 | <code>gsl_linalg_bidiag_unpack</code> .....                    | 136 |
| <code>gsl_histogram2d_ymin</code> .....                  | 268 | <code>gsl_linalg_bidiag_unpack_B</code> .....                  | 137 |
| <code>gsl_histogram2d_ysigma</code> .....                | 269 | <code>gsl_linalg_bidiag_unpack2</code> .....                   | 137 |
| <code>gsl_hypot</code> .....                             | 17  | <code>gsl_linalg_cholesky_decomp</code> .....                  | 133 |
| <code>gsl_hypot3</code> .....                            | 17  | <code>gsl_linalg_cholesky_solve</code> .....                   | 133 |
| <code>gsl_ieee_env_setup</code> .....                    | 421 | <code>gsl_linalg_cholesky_svx</code> .....                     | 134 |
| <code>gsl_ieee_fprintf_double</code> .....               | 419 | <code>gsl_linalg_complex_cholesky_decomp</code> .....          | 133 |
| <code>gsl_ieee_fprintf_float</code> .....                | 419 | <code>gsl_linalg_complex_cholesky_solve</code> .....           | 133 |
| <code>gsl_ieee_printf_double</code> .....                | 420 | <code>gsl_linalg_complex_cholesky_svx</code> .....             | 134 |
| <code>gsl_ieee_printf_float</code> .....                 | 420 | <code>gsl_linalg_complex_householder_hm</code> .....           | 137 |
| <code>GSL_IMAG</code> .....                              | 21  | <code>gsl_linalg_complex_householder_hv</code> .....           | 137 |
| <code>gsl_integration_qag</code> .....                   | 175 | <code>gsl_linalg_complex_householder_mh</code> .....           | 137 |
| <code>gsl_integration_qagi</code> .....                  | 176 | <code>gsl_linalg_complex_householder_transform</code><br>..... | 137 |
| <code>gsl_integration_qagil</code> .....                 | 177 | <code>gsl_linalg_complex_LU_decomp</code> .....                | 127 |
| <code>gsl_integration_qagiui</code> .....                | 177 | <code>gsl_linalg_complex_LU_det</code> .....                   | 128 |
| <code>gsl_integration_qagp</code> .....                  | 176 | <code>gsl_linalg_complex_LU_invert</code> .....                | 128 |
| <code>gsl_integration_qags</code> .....                  | 176 | <code>gsl_linalg_complex_LU_lndet</code> .....                 | 128 |
| <code>gsl_integration_qawc</code> .....                  | 177 | <code>gsl_linalg_complex_LU_refine</code> .....                | 128 |
| <code>gsl_integration_qawf</code> .....                  | 180 | <code>gsl_linalg_complex_LU_sgndet</code> .....                | 128 |
| <code>gsl_integration_qawo</code> .....                  | 179 | <code>gsl_linalg_complex_LU_solve</code> .....                 | 127 |
| <code>gsl_integration_qawo_table_alloc</code> .....      | 179 | <code>gsl_linalg_complex_LU_svx</code> .....                   | 127 |
| <code>gsl_integration_qawo_table_free</code> .....       | 179 | <code>gsl_linalg_hermtdecomp</code> .....                      | 134 |
| <code>gsl_integration_qawo_table_set</code> .....        | 179 | <code>gsl_linalg_hermtdecomp_unpack</code> .....               | 135 |
| <code>gsl_integration_qawo_table_set_length</code> ..... | 179 | <code>gsl_linalg_hermtdecomp_unpack_T</code> .....             | 135 |
| <code>gsl_integration_qaws</code> .....                  | 178 | <code>gsl_linalg_hessenberg_decomp</code> .....                | 135 |
| <code>gsl_integration_qaws_table_alloc</code> .....      | 178 | <code>gsl_linalg_hessenberg_set_zero</code> .....              | 136 |
| <code>gsl_integration_qaws_table_free</code> .....       | 178 | <code>gsl_linalg_hessenberg_unpack</code> .....                | 135 |
| <code>gsl_integration_qaws_table_set</code> .....        | 178 | <code>gsl_linalg_hessenberg_unpack_accum</code> .....          | 135 |
| <code>gsl_integration_qng</code> .....                   | 174 | <code>gsl_linalg_hesstri_decomp</code> .....                   | 136 |
| <code>gsl_integration_workspace_alloc</code> .....       | 175 | <code>gsl_linalg_HH_solve</code> .....                         | 138 |
| <code>gsl_integration_workspace_free</code> .....        | 175 | <code>gsl_linalg_HH_svx</code> .....                           | 138 |
| <code>gsl_interp_accel_alloc</code> .....                | 312 | <code>gsl_linalg_householder_hm</code> .....                   | 137 |
| <code>gsl_interp_accel_find</code> .....                 | 312 | <code>gsl_linalg_householder_hv</code> .....                   | 137 |
| <code>gsl_interp_accel_free</code> .....                 | 312 | <code>gsl_linalg_householder_mh</code> .....                   | 137 |
| <code>gsl_interp_akima</code> .....                      | 311 | <code>gsl_linalg_householder_transform</code> .....            | 137 |
| <code>gsl_interp_akima_periodic</code> .....             | 311 | <code>gsl_linalg_LU_decomp</code> .....                        | 127 |
| <code>gsl_interp_alloc</code> .....                      | 310 | <code>gsl_linalg_LU_det</code> .....                           | 128 |
| <code>gsl_interp_bsearch</code> .....                    | 311 | <code>gsl_linalg_LU_invert</code> .....                        | 128 |
| <code>gsl_interp_cspline</code> .....                    | 311 | <code>gsl_linalg_LU_lndet</code> .....                         | 128 |
| <code>gsl_interp_cspline_periodic</code> .....           | 311 | <code>gsl_linalg_LU_refine</code> .....                        | 128 |
| <code>gsl_interp_eval</code> .....                       | 312 |                                                                |     |

|                                                          |     |                                                       |     |
|----------------------------------------------------------|-----|-------------------------------------------------------|-----|
| <code>gsl_linalg_LU_sgndet</code> .....                  | 128 | <code>gsl_matrix_fwrite</code> .....                  | 87  |
| <code>gsl_linalg_LU_solve</code> .....                   | 127 | <code>gsl_matrix_get</code> .....                     | 86  |
| <code>gsl_linalg_LU_svx</code> .....                     | 127 | <code>gsl_matrix_get_col</code> .....                 | 92  |
| <code>gsl_linalg_QR_decomp</code> .....                  | 129 | <code>gsl_matrix_get_row</code> .....                 | 92  |
| <code>gsl_linalg_QR_issolve</code> .....                 | 129 | <code>gsl_matrix_isneg</code> .....                   | 94  |
| <code>gsl_linalg_QR_QRsolve</code> .....                 | 130 | <code>gsl_matrix_isnonneg</code> .....                | 94  |
| <code>gsl_linalg_QR_QTmat</code> .....                   | 130 | <code>gsl_matrix_isnull</code> .....                  | 94  |
| <code>gsl_linalg_QR_QTvec</code> .....                   | 129 | <code>gsl_matrix_ispos</code> .....                   | 94  |
| <code>gsl_linalg_QR_Qvec</code> .....                    | 129 | <code>gsl_matrix_max</code> .....                     | 93  |
| <code>gsl_linalg_QR_Rsolve</code> .....                  | 130 | <code>gsl_matrix_max_index</code> .....               | 93  |
| <code>gsl_linalg_QR_Rsvx</code> .....                    | 130 | <code>gsl_matrix_memcpy</code> .....                  | 91  |
| <code>gsl_linalg_QR_solve</code> .....                   | 129 | <code>gsl_matrix_min</code> .....                     | 93  |
| <code>gsl_linalg_QR_svx</code> .....                     | 129 | <code>gsl_matrix_min_index</code> .....               | 93  |
| <code>gsl_linalg_QR_unpack</code> .....                  | 130 | <code>gsl_matrix_minmax</code> .....                  | 93  |
| <code>gsl_linalg_QR_update</code> .....                  | 130 | <code>gsl_matrix_minmax_index</code> .....            | 94  |
| <code>gsl_linalg_QRPT_decomp</code> .....                | 131 | <code>gsl_matrix_mul_elements</code> .....            | 93  |
| <code>gsl_linalg_QRPT_decomp2</code> .....               | 131 | <code>gsl_matrix_ptr</code> .....                     | 87  |
| <code>gsl_linalg_QRPT_QRsolve</code> .....               | 131 | <code>gsl_matrix_row</code> .....                     | 90  |
| <code>gsl_linalg_QRPT_Rsolve</code> .....                | 132 | <code>gsl_matrix_scale</code> .....                   | 93  |
| <code>gsl_linalg_QRPT_Rsvx</code> .....                  | 132 | <code>gsl_matrix_set</code> .....                     | 86  |
| <code>gsl_linalg_QRPT_solve</code> .....                 | 131 | <code>gsl_matrix_set_all</code> .....                 | 87  |
| <code>gsl_linalg_QRPT_svx</code> .....                   | 131 | <code>gsl_matrix_set_col</code> .....                 | 92  |
| <code>gsl_linalg_QRPT_update</code> .....                | 131 | <code>gsl_matrix_set_identity</code> .....            | 87  |
| <code>gsl_linalg_R_solve</code> .....                    | 130 | <code>gsl_matrix_set_row</code> .....                 | 92  |
| <code>gsl_linalg_R_svx</code> .....                      | 130 | <code>gsl_matrix_set_zero</code> .....                | 87  |
| <code>gsl_linalg_solve_cyc_tridiag</code> .....          | 138 | <code>gsl_matrix_sub</code> .....                     | 93  |
| <code>gsl_linalg_solve_symm_cyc_tridiag</code> .....     | 139 | <code>gsl_matrix_subcolumn</code> .....               | 90  |
| <code>gsl_linalg_solve_symm_tridiag</code> .....         | 138 | <code>gsl_matrix_subdiagonal</code> .....             | 91  |
| <code>gsl_linalg_solve_tridiag</code> .....              | 138 | <code>gsl_matrix_submatrix</code> .....               | 88  |
| <code>gsl_linalg_SV_decomp</code> .....                  | 132 | <code>gsl_matrix_subrow</code> .....                  | 90  |
| <code>gsl_linalg_SV_decomp_jacobi</code> .....           | 133 | <code>gsl_matrix_superdiagonal</code> .....           | 91  |
| <code>gsl_linalg_SV_decomp_mod</code> .....              | 132 | <code>gsl_matrix_swap</code> .....                    | 91  |
| <code>gsl_linalg_SV_solve</code> .....                   | 133 | <code>gsl_matrix_swap_columns</code> .....            | 92  |
| <code>gsl_linalg_symmtd_decomp</code> .....              | 134 | <code>gsl_matrix_swap_rowcol</code> .....             | 92  |
| <code>gsl_linalg_symmtd_unpack</code> .....              | 134 | <code>gsl_matrix_swap_rows</code> .....               | 92  |
| <code>gsl_linalg_symmtd_unpack_T</code> .....            | 134 | <code>gsl_matrix_transpose</code> .....               | 92  |
| <code>gsl_loglp</code> .....                             | 17  | <code>gsl_matrix_transpose_memcpy</code> .....        | 92  |
| <code>gsl_matrix_add</code> .....                        | 93  | <code>gsl_matrix_view_array</code> .....              | 88  |
| <code>gsl_matrix_add_constant</code> .....               | 93  | <code>gsl_matrix_view_array_with_tda</code> .....     | 89  |
| <code>gsl_matrix_alloc</code> .....                      | 86  | <code>gsl_matrix_view_vector</code> .....             | 89  |
| <code>gsl_matrix_calloc</code> .....                     | 86  | <code>gsl_matrix_view_vector_with_tda</code> .....    | 89  |
| <code>gsl_matrix_column</code> .....                     | 90  | <code>GSL_MAX</code> .....                            | 19  |
| <code>gsl_matrix_const_column</code> .....               | 90  | <code>GSL_MAX_DBL</code> .....                        | 19  |
| <code>gsl_matrix_const_diagonal</code> .....             | 91  | <code>GSL_MAX_INT</code> .....                        | 19  |
| <code>gsl_matrix_const_ptr</code> .....                  | 87  | <code>GSL_MAX_LDBL</code> .....                       | 19  |
| <code>gsl_matrix_const_row</code> .....                  | 90  | <code>GSL_MIN</code> .....                            | 19  |
| <code>gsl_matrix_const_subcolumn</code> .....            | 90  | <code>GSL_MIN_DBL</code> .....                        | 19  |
| <code>gsl_matrix_const_subdiagonal</code> .....          | 91  | <code>gsl_min_fminimizer_alloc</code> .....           | 352 |
| <code>gsl_matrix_const_submatrix</code> .....            | 88  | <code>gsl_min_fminimizer_brent</code> .....           | 355 |
| <code>gsl_matrix_const_subrow</code> .....               | 90  | <code>gsl_min_fminimizer_f_lower</code> .....         | 354 |
| <code>gsl_matrix_const_superdiagonal</code> .....        | 91  | <code>gsl_min_fminimizer_f_minimum</code> .....       | 354 |
| <code>gsl_matrix_const_view_array</code> .....           | 88  | <code>gsl_min_fminimizer_f_upper</code> .....         | 354 |
| <code>gsl_matrix_const_view_array_with_tda</code> .....  | 89  | <code>gsl_min_fminimizer_free</code> .....            | 353 |
| <code>gsl_matrix_const_view_vector</code> .....          | 89  | <code>gsl_min_fminimizer_goldensection</code> .....   | 355 |
| <code>gsl_matrix_const_view_vector_with_tda</code> ..... | 89  | <code>gsl_min_fminimizer_iterate</code> .....         | 353 |
| <code>gsl_matrix_diagonal</code> .....                   | 91  | <code>gsl_min_fminimizer_name</code> .....            | 353 |
| <code>gsl_matrix_div_elements</code> .....               | 93  | <code>gsl_min_fminimizer_set</code> .....             | 352 |
| <code>gsl_matrix_fprintf</code> .....                    | 87  | <code>gsl_min_fminimizer_set_with_values</code> ..... | 353 |
| <code>gsl_matrix_fread</code> .....                      | 87  | <code>gsl_min_fminimizer_x_lower</code> .....         | 354 |
| <code>gsl_matrix_free</code> .....                       | 86  | <code>gsl_min_fminimizer_x_minimum</code> .....       | 353 |
| <code>gsl_matrix_fscanf</code> .....                     | 87  | <code>gsl_min_fminimizer_x_upper</code> .....         | 354 |

|                                                  |     |                                        |     |
|--------------------------------------------------|-----|----------------------------------------|-----|
| GSL_MIN_INT .....                                | 19  | gsl_multimin_fminimizer_set .....      | 373 |
| GSL_MIN_LDBL .....                               | 19  | gsl_multimin_fminimizer_size .....     | 376 |
| gsl_min_test_interval .....                      | 354 | gsl_multimin_fminimizer_x .....        | 376 |
| gsl_monte_miser_alloc .....                      | 284 | gsl_multimin_test_gradient .....       | 377 |
| gsl_monte_miser_free .....                       | 284 | gsl_multimin_test_size .....           | 377 |
| gsl_monte_miser_init .....                       | 284 | gsl_multiroot_fdfsolver_alloc .....    | 359 |
| gsl_monte_miser_integrate .....                  | 284 | gsl_multiroot_fdfsolver_dx .....       | 363 |
| gsl_monte_plain_alloc .....                      | 283 | gsl_multiroot_fdfsolver_f .....        | 363 |
| gsl_monte_plain_free .....                       | 283 | gsl_multiroot_fdfsolver_free .....     | 359 |
| gsl_monte_plain_init .....                       | 283 | gsl_multiroot_fdfsolver_gnewton .....  | 365 |
| gsl_monte_plain_integrate .....                  | 283 | gsl_multiroot_fdfsolver_hybridj .....  | 364 |
| gsl_monte_vegas_alloc .....                      | 286 | gsl_multiroot_fdfsolver_hybridsj ..... | 364 |
| gsl_monte_vegas_free .....                       | 286 | gsl_multiroot_fdfsolver_iterate .....  | 362 |
| gsl_monte_vegas_init .....                       | 286 | gsl_multiroot_fdfsolver_name .....     | 359 |
| gsl_monte_vegas_integrate .....                  | 286 | gsl_multiroot_fdfsolver_newton .....   | 365 |
| gsl_multifit_covar .....                         | 398 | gsl_multiroot_fdfsolver_root .....     | 363 |
| gsl_multifit_fdfsolver_alloc .....               | 394 | gsl_multiroot_fdfsolver_set .....      | 359 |
| gsl_multifit_fdfsolver_free .....                | 394 | gsl_multiroot_fsolver_alloc .....      | 359 |
| gsl_multifit_fdfsolver_iterate .....             | 395 | gsl_multiroot_fsolver_broyden .....    | 366 |
| gsl_multifit_fdfsolver_lmder .....               | 398 | gsl_multiroot_fsolver_dnewton .....    | 365 |
| gsl_multifit_fdfsolver_lmsder .....              | 397 | gsl_multiroot_fsolver_dx .....         | 363 |
| gsl_multifit_fdfsolver_name .....                | 394 | gsl_multiroot_fsolver_f .....          | 363 |
| gsl_multifit_fdfsolver_position .....            | 396 | gsl_multiroot_fsolver_free .....       | 359 |
| gsl_multifit_fdfsolver_set .....                 | 394 | gsl_multiroot_fsolver_hybrid .....     | 365 |
| gsl_multifit_fsolver_alloc .....                 | 393 | gsl_multiroot_fsolver_hybrids .....    | 365 |
| gsl_multifit_fsolver_free .....                  | 394 | gsl_multiroot_fsolver_iterate .....    | 362 |
| gsl_multifit_fsolver_iterate .....               | 395 | gsl_multiroot_fsolver_name .....       | 359 |
| gsl_multifit_fsolver_name .....                  | 394 | gsl_multiroot_fsolver_root .....       | 363 |
| gsl_multifit_fsolver_position .....              | 396 | gsl_multiroot_fsolver_set .....        | 359 |
| gsl_multifit_fsolver_set .....                   | 394 | gsl_multiroot_test_delta .....         | 363 |
| gsl_multifit_gradient .....                      | 397 | gsl_multiroot_test_residual .....      | 363 |
| gsl_multifit_linear .....                        | 386 | GSL_NAN .....                          | 17  |
| gsl_multifit_linear_alloc .....                  | 385 | GSL_NEGINF .....                       | 16  |
| gsl_multifit_linear_est .....                    | 386 | gsl_ntuple_bookdata .....              | 276 |
| gsl_multifit_linear_free .....                   | 385 | gsl_ntuple_close .....                 | 276 |
| gsl_multifit_linear_svd .....                    | 386 | gsl_ntuple_create .....                | 275 |
| gsl_multifit_test_delta .....                    | 396 | gsl_ntuple_open .....                  | 275 |
| gsl_multifit_test_gradient .....                 | 396 | gsl_ntuple_project .....               | 276 |
| gsl_multifit_wlinear .....                       | 386 | gsl_ntuple_read .....                  | 276 |
| gsl_multifit_wlinear_svd .....                   | 386 | gsl_ntuple_write .....                 | 276 |
| gsl_multimin_fdfminimizer_alloc .....            | 373 | gsl_odeiv_control_alloc .....          | 303 |
| gsl_multimin_fdfminimizer_conjugate_fr ..        | 377 | gsl_odeiv_control_free .....           | 304 |
| gsl_multimin_fdfminimizer_conjugate_pr ..        | 377 | gsl_odeiv_control_hadjust .....        | 304 |
| gsl_multimin_fdfminimizer_free .....             | 373 | gsl_odeiv_control_init .....           | 303 |
| gsl_multimin_fdfminimizer_gradient .....         | 376 | gsl_odeiv_control_name .....           | 304 |
| gsl_multimin_fdfminimizer_iterate .....          | 376 | gsl_odeiv_control_scaled_new .....     | 303 |
| gsl_multimin_fdfminimizer_minimum .....          | 376 | gsl_odeiv_control_standard_new .....   | 302 |
| gsl_multimin_fdfminimizer_name .....             | 373 | gsl_odeiv_control_y_new .....          | 303 |
| gsl_multimin_fdfminimizer_restart .....          | 376 | gsl_odeiv_control_yp_new .....         | 303 |
| gsl_multimin_fdfminimizer_set .....              | 373 | gsl_odeiv_evolve_alloc .....           | 304 |
| gsl_multimin_fdfminimizer_steepest_descent ..... | 378 | gsl_odeiv_evolve_apply .....           | 304 |
| gsl_multimin_fdfminimizer_vector_bfgs ..         | 377 | gsl_odeiv_evolve_free .....            | 305 |
| gsl_multimin_fdfminimizer_vector_bfgs2 ..        | 377 | gsl_odeiv_evolve_reset .....           | 305 |
| gsl_multimin_fdfminimizer_x .....                | 376 | gsl_odeiv_step_alloc .....             | 301 |
| gsl_multimin_fminimizer_alloc .....              | 373 | gsl_odeiv_step_apply .....             | 301 |
| gsl_multimin_fminimizer_free .....               | 373 | gsl_odeiv_step_bsimp .....             | 302 |
| gsl_multimin_fminimizer_iterate .....            | 376 | gsl_odeiv_step_free .....              | 301 |
| gsl_multimin_fminimizer_minimum .....            | 376 | gsl_odeiv_step_gear1 .....             | 302 |
| gsl_multimin_fminimizer_name .....               | 373 | gsl_odeiv_step_gear2 .....             | 302 |
| gsl_multimin_fminimizer_nmsimplex .....          | 378 | gsl_odeiv_step_name .....              | 301 |
|                                                  |     | gsl_odeiv_step_order .....             | 301 |

|                                                        |     |                                                   |     |
|--------------------------------------------------------|-----|---------------------------------------------------|-----|
| <code>gsl_odeiv_step_reset</code> .....                | 301 | <code>gsl_qrng_init</code> .....                  | 199 |
| <code>gsl_odeiv_step_rk2</code> .....                  | 302 | <code>gsl_qrng_memcpy</code> .....                | 200 |
| <code>gsl_odeiv_step_rk2imp</code> .....               | 302 | <code>gsl_qrng_name</code> .....                  | 199 |
| <code>gsl_odeiv_step_rk4</code> .....                  | 302 | <code>gsl_qrng_niederreiter_2</code> .....        | 200 |
| <code>gsl_odeiv_step_rk4imp</code> .....               | 302 | <code>gsl_qrng_size</code> .....                  | 199 |
| <code>gsl_odeiv_step_rk8pd</code> .....                | 302 | <code>gsl_qrng_sobol</code> .....                 | 200 |
| <code>gsl_odeiv_step_rkck</code> .....                 | 302 | <code>gsl_qrng_state</code> .....                 | 199 |
| <code>gsl_odeiv_step_rkf45</code> .....                | 302 | <code>gsl_ran_bernoulli</code> .....              | 234 |
| <code>gsl_permutation_alloc</code> .....               | 98  | <code>gsl_ran_bernoulli_pdf</code> .....          | 234 |
| <code>gsl_permutation_calloc</code> .....              | 98  | <code>gsl_ran_beta</code> .....                   | 223 |
| <code>gsl_permutation_canonical_cycles</code> .....    | 102 | <code>gsl_ran_beta_pdf</code> .....               | 223 |
| <code>gsl_permutation_canonical_to_linear</code> ..... | 102 | <code>gsl_ran_binomial</code> .....               | 235 |
| <code>gsl_permutation_data</code> .....                | 99  | <code>gsl_ran_binomial_pdf</code> .....           | 235 |
| <code>gsl_permutation_fprintf</code> .....             | 101 | <code>gsl_ran_bivariate_gaussian</code> .....     | 207 |
| <code>gsl_permutation_fread</code> .....               | 100 | <code>gsl_ran_bivariate_gaussian_pdf</code> ..... | 207 |
| <code>gsl_permutation_free</code> .....                | 98  | <code>gsl_ran_cauchy</code> .....                 | 211 |
| <code>gsl_permutation_fscanf</code> .....              | 101 | <code>gsl_ran_cauchy_pdf</code> .....             | 211 |
| <code>gsl_permutation_fwrite</code> .....              | 100 | <code>gsl_ran_chisq</code> .....                  | 220 |
| <code>gsl_permutation_get</code> .....                 | 99  | <code>gsl_ran_chisq_pdf</code> .....              | 220 |
| <code>gsl_permutation_init</code> .....                | 98  | <code>gsl_ran_choose</code> .....                 | 242 |
| <code>gsl_permutation_inverse</code> .....             | 99  | <code>gsl_ran_dir_2d</code> .....                 | 226 |
| <code>gsl_permutation_inversions</code> .....          | 102 | <code>gsl_ran_dir_2d_trig_method</code> .....     | 226 |
| <code>gsl_permutation_linear_cycles</code> .....       | 102 | <code>gsl_ran_dir_3d</code> .....                 | 226 |
| <code>gsl_permutation_linear_to_canonical</code> ..... | 101 | <code>gsl_ran_dir_nd</code> .....                 | 226 |
| <code>gsl_permutation_memcpy</code> .....              | 98  | <code>gsl_ran_dirichlet</code> .....              | 230 |
| <code>gsl_permutation_mul</code> .....                 | 100 | <code>gsl_ran_dirichlet_lnpdf</code> .....        | 230 |
| <code>gsl_permutation_next</code> .....                | 99  | <code>gsl_ran_dirichlet_pdf</code> .....          | 230 |
| <code>gsl_permutation_prev</code> .....                | 99  | <code>gsl_ran_discrete</code> .....               | 231 |
| <code>gsl_permutation_reverse</code> .....             | 99  | <code>gsl_ran_discrete_free</code> .....          | 232 |
| <code>gsl_permutation_size</code> .....                | 99  | <code>gsl_ran_discrete_pdf</code> .....           | 232 |
| <code>gsl_permutation_swap</code> .....                | 99  | <code>gsl_ran_discrete_preproc</code> .....       | 231 |
| <code>gsl_permutation_valid</code> .....               | 99  | <code>gsl_ran_exponential</code> .....            | 208 |
| <code>gsl_permute</code> .....                         | 100 | <code>gsl_ran_exponential_pdf</code> .....        | 208 |
| <code>gsl_permute_inverse</code> .....                 | 100 | <code>gsl_ran_exppow</code> .....                 | 210 |
| <code>gsl_permute_vector</code> .....                  | 100 | <code>gsl_ran_exppow_pdf</code> .....             | 210 |
| <code>gsl_permute_vector_inverse</code> .....          | 100 | <code>gsl_ran_fdist</code> .....                  | 221 |
| <code>gsl_poly_complex_solve</code> .....              | 30  | <code>gsl_ran_fdist_pdf</code> .....              | 221 |
| <code>gsl_poly_complex_solve_cubic</code> .....        | 29  | <code>gsl_ran_flat</code> .....                   | 218 |
| <code>gsl_poly_complex_solve_quadratic</code> .....    | 29  | <code>gsl_ran_flat_pdf</code> .....               | 218 |
| <code>gsl_poly_complex_workspace_alloc</code> .....    | 30  | <code>gsl_ran_gamma</code> .....                  | 217 |
| <code>gsl_poly_complex_workspace_free</code> .....     | 30  | <code>gsl_ran_gamma_knuth</code> .....            | 217 |
| <code>gsl_poly_dd_eval</code> .....                    | 28  | <code>gsl_ran_gamma_pdf</code> .....              | 217 |
| <code>gsl_poly_dd_init</code> .....                    | 28  | <code>gsl_ran_gaussian</code> .....               | 204 |
| <code>gsl_poly_dd_taylor</code> .....                  | 28  | <code>gsl_ran_gaussian_pdf</code> .....           | 204 |
| <code>gsl_poly_eval</code> .....                       | 28  | <code>gsl_ran_gaussian_ratio_method</code> .....  | 204 |
| <code>gsl_poly_solve_cubic</code> .....                | 29  | <code>gsl_ran_gaussian_tail</code> .....          | 206 |
| <code>gsl_poly_solve_quadratic</code> .....            | 28  | <code>gsl_ran_gaussian_tail_pdf</code> .....      | 206 |
| <code>GSL_POSINF</code> .....                          | 16  | <code>gsl_ran_gaussian_ziggurat</code> .....      | 204 |
| <code>gsl_pow_2</code> .....                           | 18  | <code>gsl_ran_geometric</code> .....              | 239 |
| <code>gsl_pow_3</code> .....                           | 18  | <code>gsl_ran_geometric_pdf</code> .....          | 239 |
| <code>gsl_pow_4</code> .....                           | 18  | <code>gsl_ran_gumbel1</code> .....                | 228 |
| <code>gsl_pow_5</code> .....                           | 18  | <code>gsl_ran_gumbel1_pdf</code> .....            | 228 |
| <code>gsl_pow_6</code> .....                           | 18  | <code>gsl_ran_gumbel2</code> .....                | 229 |
| <code>gsl_pow_7</code> .....                           | 18  | <code>gsl_ran_gumbel2_pdf</code> .....            | 229 |
| <code>gsl_pow_8</code> .....                           | 18  | <code>gsl_ran_hypergeometric</code> .....         | 240 |
| <code>gsl_pow_9</code> .....                           | 18  | <code>gsl_ran_hypergeometric_pdf</code> .....     | 240 |
| <code>gsl_pow_int</code> .....                         | 18  | <code>gsl_ran_landau</code> .....                 | 214 |
| <code>gsl_qrng_alloc</code> .....                      | 199 | <code>gsl_ran_landau_pdf</code> .....             | 214 |
| <code>gsl_qrng_clone</code> .....                      | 200 | <code>gsl_ran_laplace</code> .....                | 209 |
| <code>gsl_qrng_free</code> .....                       | 199 | <code>gsl_ran_laplace_pdf</code> .....            | 209 |
| <code>gsl_qrng_get</code> .....                        | 199 | <code>gsl_ran_levy</code> .....                   | 215 |

|                                                   |     |                                                  |     |
|---------------------------------------------------|-----|--------------------------------------------------|-----|
| <code>gsl_ran_levy_skew</code> .....              | 216 | <code>gsl_rng_rand48</code> .....                | 192 |
| <code>gsl_ran_logarithmic</code> .....            | 241 | <code>gsl_rng_random_bsd</code> .....            | 192 |
| <code>gsl_ran_logarithmic_pdf</code> .....        | 241 | <code>gsl_rng_random_glibc2</code> .....         | 192 |
| <code>gsl_ran_logistic</code> .....               | 224 | <code>gsl_rng_random_libc5</code> .....          | 192 |
| <code>gsl_ran_logistic_pdf</code> .....           | 224 | <code>gsl_rng_randu</code> .....                 | 194 |
| <code>gsl_ran_lognormal</code> .....              | 219 | <code>gsl_rng_ranf</code> .....                  | 193 |
| <code>gsl_ran_lognormal_pdf</code> .....          | 219 | <code>gsl_rng_ranlux</code> .....                | 189 |
| <code>gsl_ran_multinomial</code> .....            | 236 | <code>gsl_rng_ranlux389</code> .....             | 189 |
| <code>gsl_ran_multinomial_lnpdf</code> .....      | 236 | <code>gsl_rng_ranlxd1</code> .....               | 189 |
| <code>gsl_ran_multinomial_pdf</code> .....        | 236 | <code>gsl_rng_ranlxd2</code> .....               | 189 |
| <code>gsl_ran_negative_binomial</code> .....      | 237 | <code>gsl_rng_ranlxs0</code> .....               | 189 |
| <code>gsl_ran_negative_binomial_pdf</code> .....  | 237 | <code>gsl_rng_ranlxs1</code> .....               | 189 |
| <code>gsl_ran_pareto</code> .....                 | 225 | <code>gsl_rng_ranlxs2</code> .....               | 189 |
| <code>gsl_ran_pareto_pdf</code> .....             | 225 | <code>gsl_rng_ranmar</code> .....                | 193 |
| <code>gsl_ran_pascal</code> .....                 | 238 | <code>gsl_rng_set</code> .....                   | 184 |
| <code>gsl_ran_pascal_pdf</code> .....             | 238 | <code>gsl_rng_size</code> .....                  | 186 |
| <code>gsl_ran_poisson</code> .....                | 233 | <code>gsl_rng_slatec</code> .....                | 195 |
| <code>gsl_ran_poisson_pdf</code> .....            | 233 | <code>gsl_rng_state</code> .....                 | 186 |
| <code>gsl_ran_rayleigh</code> .....               | 212 | <code>gsl_rng_taus</code> .....                  | 190 |
| <code>gsl_ran_rayleigh_pdf</code> .....           | 212 | <code>gsl_rng_taus2</code> .....                 | 190 |
| <code>gsl_ran_rayleigh_tail</code> .....          | 213 | <code>gsl_rng_transputer</code> .....            | 194 |
| <code>gsl_ran_rayleigh_tail_pdf</code> .....      | 213 | <code>gsl_rng_tt800</code> .....                 | 194 |
| <code>gsl_ran_sample</code> .....                 | 243 | <code>gsl_rng_types_setup</code> .....           | 186 |
| <code>gsl_ran_shuffle</code> .....                | 242 | <code>gsl_rng_uni</code> .....                   | 195 |
| <code>gsl_ran_tdist</code> .....                  | 222 | <code>gsl_rng_uni32</code> .....                 | 195 |
| <code>gsl_ran_tdist_pdf</code> .....              | 222 | <code>gsl_rng_uniform</code> .....               | 185 |
| <code>gsl_ran_ugaussian</code> .....              | 204 | <code>gsl_rng_uniform_int</code> .....           | 185 |
| <code>gsl_ran_ugaussian_pdf</code> .....          | 204 | <code>gsl_rng_uniform_pos</code> .....           | 185 |
| <code>gsl_ran_ugaussian_ratio_method</code> ..... | 204 | <code>gsl_rng_vax</code> .....                   | 194 |
| <code>gsl_ran_ugaussian_tail</code> .....         | 206 | <code>gsl_rng_waterman14</code> .....            | 195 |
| <code>gsl_ran_ugaussian_tail_pdf</code> .....     | 206 | <code>gsl_rng_zuf</code> .....                   | 195 |
| <code>gsl_ran_weibull</code> .....                | 227 | <code>gsl_root_fdfsolver_alloc</code> .....      | 338 |
| <code>gsl_ran_weibull_pdf</code> .....            | 227 | <code>gsl_root_fdfsolver_free</code> .....       | 339 |
| <code>GSL_REAL</code> .....                       | 21  | <code>gsl_root_fdfsolver_iterate</code> .....    | 341 |
| <code>gsl_rng_alloc</code> .....                  | 184 | <code>gsl_root_fdfsolver_name</code> .....       | 339 |
| <code>gsl_rng_borosh13</code> .....               | 195 | <code>gsl_root_fdfsolver_newton</code> .....     | 344 |
| <code>gsl_rng_clone</code> .....                  | 188 | <code>gsl_root_fdfsolver_root</code> .....       | 342 |
| <code>gsl_rng_cmrg</code> .....                   | 190 | <code>gsl_root_fdfsolver_secant</code> .....     | 344 |
| <code>gsl_rng_coveyou</code> .....                | 196 | <code>gsl_root_fdfsolver_set</code> .....        | 338 |
| <code>gsl_rng_env_setup</code> .....              | 186 | <code>gsl_root_fdfsolver_steffenson</code> ..... | 345 |
| <code>gsl_rng_fishman18</code> .....              | 195 | <code>gsl_root_fsolver_alloc</code> .....        | 338 |
| <code>gsl_rng_fishman20</code> .....              | 195 | <code>gsl_root_fsolver_bisection</code> .....    | 343 |
| <code>gsl_rng_fishman2x</code> .....              | 196 | <code>gsl_root_fsolver_brent</code> .....        | 343 |
| <code>gsl_rng_fread</code> .....                  | 188 | <code>gsl_root_fsolver_falsepos</code> .....     | 343 |
| <code>gsl_rng_free</code> .....                   | 184 | <code>gsl_root_fsolver_free</code> .....         | 339 |
| <code>gsl_rng_fwrite</code> .....                 | 188 | <code>gsl_root_fsolver_iterate</code> .....      | 341 |
| <code>gsl_rng_get</code> .....                    | 184 | <code>gsl_root_fsolver_name</code> .....         | 339 |
| <code>gsl_rng_gfsr4</code> .....                  | 191 | <code>gsl_root_fsolver_root</code> .....         | 342 |
| <code>gsl_rng_knuthran</code> .....               | 195 | <code>gsl_root_fsolver_set</code> .....          | 338 |
| <code>gsl_rng_knuthran2</code> .....              | 195 | <code>gsl_root_fsolver_x_lower</code> .....      | 342 |
| <code>gsl_rng_knuthran2002</code> .....           | 195 | <code>gsl_root_fsolver_x_upper</code> .....      | 342 |
| <code>gsl_rng_lecuyer21</code> .....              | 195 | <code>gsl_root_test_delta</code> .....           | 342 |
| <code>gsl_rng_max</code> .....                    | 185 | <code>gsl_root_test_interval</code> .....        | 342 |
| <code>gsl_rng_memcpy</code> .....                 | 188 | <code>gsl_root_test_residual</code> .....        | 343 |
| <code>gsl_rng_min</code> .....                    | 185 | <code>GSL_SET_COMPLEX</code> .....               | 21  |
| <code>gsl_rng_minstd</code> .....                 | 194 | <code>gsl_set_error_handler</code> .....         | 13  |
| <code>gsl_rng_mrg</code> .....                    | 190 | <code>gsl_set_error_handler_off</code> .....     | 13  |
| <code>gsl_rng_mt19937</code> .....                | 188 | <code>GSL_SET_IMAG</code> .....                  | 22  |
| <code>gsl_rng_name</code> .....                   | 185 | <code>GSL_SET_REAL</code> .....                  | 22  |
| <code>gsl_rng_r250</code> .....                   | 193 | <code>gsl_sfairy_Ai</code> .....                 | 33  |
| <code>gsl_rng_rand</code> .....                   | 192 | <code>gsl_sfairy_Ai_deriv</code> .....           | 34  |

|                                                  |    |                                                   |    |
|--------------------------------------------------|----|---------------------------------------------------|----|
| <code>gsl_sf_airy_Ai_deriv_e</code> .....        | 34 | <code>gsl_sf_bessel_j1_e</code> .....             | 38 |
| <code>gsl_sf_airy_Ai_deriv_scaled</code> .....   | 34 | <code>gsl_sf_bessel_J1_e</code> .....             | 35 |
| <code>gsl_sf_airy_Ai_deriv_scaled_e</code> ..... | 34 | <code>gsl_sf_bessel_j2</code> .....               | 38 |
| <code>gsl_sf_airy_Ai_e</code> .....              | 33 | <code>gsl_sf_bessel_j2_e</code> .....             | 38 |
| <code>gsl_sf_airy_Ai_scaled</code> .....         | 34 | <code>gsl_sf_bessel_jl</code> .....               | 38 |
| <code>gsl_sf_airy_Ai_scaled_e</code> .....       | 34 | <code>gsl_sf_bessel_jl_array</code> .....         | 38 |
| <code>gsl_sf_airy_Bi</code> .....                | 33 | <code>gsl_sf_bessel_jl_e</code> .....             | 38 |
| <code>gsl_sf_airy_Bi_deriv</code> .....          | 34 | <code>gsl_sf_bessel_jl_stepped_array</code> ..... | 38 |
| <code>gsl_sf_airy_Bi_deriv_e</code> .....        | 34 | <code>gsl_sf_bessel_Jn</code> .....               | 35 |
| <code>gsl_sf_airy_Bi_deriv_scaled</code> .....   | 34 | <code>gsl_sf_bessel_Jn_array</code> .....         | 35 |
| <code>gsl_sf_airy_Bi_deriv_scaled_e</code> ..... | 34 | <code>gsl_sf_bessel_Jn_e</code> .....             | 35 |
| <code>gsl_sf_airy_Bi_e</code> .....              | 33 | <code>gsl_sf_bessel_Jnu</code> .....              | 40 |
| <code>gsl_sf_airy_Bi_scaled</code> .....         | 34 | <code>gsl_sf_bessel_Jnu_e</code> .....            | 40 |
| <code>gsl_sf_airy_Bi_scaled_e</code> .....       | 34 | <code>gsl_sf_bessel_K0</code> .....               | 37 |
| <code>gsl_sf_airy_zero_Ai</code> .....           | 34 | <code>gsl_sf_bessel_K0_e</code> .....             | 37 |
| <code>gsl_sf_airy_zero_Ai_deriv</code> .....     | 35 | <code>gsl_sf_bessel_k0_scaled</code> .....        | 40 |
| <code>gsl_sf_airy_zero_Ai_deriv_e</code> .....   | 35 | <code>gsl_sf_bessel_K0_scaled_e</code> .....      | 37 |
| <code>gsl_sf_airy_zero_Ai_e</code> .....         | 34 | <code>gsl_sf_bessel_k0_scaled_e</code> .....      | 40 |
| <code>gsl_sf_airy_zero_Bi</code> .....           | 34 | <code>gsl_sf_bessel_K0_scaled_e</code> .....      | 37 |
| <code>gsl_sf_airy_zero_Bi_deriv</code> .....     | 35 | <code>gsl_sf_bessel_K1</code> .....               | 37 |
| <code>gsl_sf_airy_zero_Bi_deriv_e</code> .....   | 35 | <code>gsl_sf_bessel_K1_e</code> .....             | 37 |
| <code>gsl_sf_airy_zero_Bi_e</code> .....         | 34 | <code>gsl_sf_bessel_k1_scaled</code> .....        | 40 |
| <code>gsl_sf_angle_restrict_pos</code> .....     | 70 | <code>gsl_sf_bessel_K1_scaled_e</code> .....      | 37 |
| <code>gsl_sf_angle_restrict_pos_e</code> .....   | 70 | <code>gsl_sf_bessel_k1_scaled_e</code> .....      | 40 |
| <code>gsl_sf_angle_restrict_symm</code> .....    | 70 | <code>gsl_sf_bessel_K1_scaled_e</code> .....      | 37 |
| <code>gsl_sf_angle_restrict_symm_e</code> .....  | 70 | <code>gsl_sf_bessel_k2_scaled</code> .....        | 40 |
| <code>gsl_sf_atanint</code> .....                | 53 | <code>gsl_sf_bessel_k2_scaled_e</code> .....      | 40 |
| <code>gsl_sf_atanint_e</code> .....              | 53 | <code>gsl_sf_bessel_kl_scaled</code> .....        | 40 |
| <code>gsl_sf_bessel_I0</code> .....              | 36 | <code>gsl_sf_bessel_kl_scaled_array</code> .....  | 40 |
| <code>gsl_sf_bessel_I0_e</code> .....            | 36 | <code>gsl_sf_bessel_kl_scaled_e</code> .....      | 40 |
| <code>gsl_sf_bessel_i0_scaled</code> .....       | 39 | <code>gsl_sf_bessel_Kn</code> .....               | 37 |
| <code>gsl_sf_bessel_I0_scaled_e</code> .....     | 36 | <code>gsl_sf_bessel_Kn_array</code> .....         | 37 |
| <code>gsl_sf_bessel_i0_scaled_e</code> .....     | 39 | <code>gsl_sf_bessel_Kn_e</code> .....             | 37 |
| <code>gsl_sf_bessel_I1</code> .....              | 36 | <code>gsl_sf_bessel_Kn_scaled</code> .....        | 38 |
| <code>gsl_sf_bessel_I1_e</code> .....            | 36 | <code>gsl_sf_bessel_Kn_scaled_array</code> .....  | 38 |
| <code>gsl_sf_bessel_i1_scaled</code> .....       | 39 | <code>gsl_sf_bessel_Kn_scaled_e</code> .....      | 38 |
| <code>gsl_sf_bessel_I1_scaled_e</code> .....     | 36 | <code>gsl_sf_bessel_Knu</code> .....              | 41 |
| <code>gsl_sf_bessel_i1_scaled_e</code> .....     | 39 | <code>gsl_sf_bessel_Knu_e</code> .....            | 41 |
| <code>gsl_sf_bessel_I2_scaled</code> .....       | 39 | <code>gsl_sf_bessel_Knu_scaled</code> .....       | 41 |
| <code>gsl_sf_bessel_i2_scaled_e</code> .....     | 39 | <code>gsl_sf_bessel_Knu_scaled_e</code> .....     | 41 |
| <code>gsl_sf_bessel_i1_scaled</code> .....       | 40 | <code>gsl_sf_bessel_lnKnu</code> .....            | 41 |
| <code>gsl_sf_bessel_i1_scaled_array</code> ..... | 40 | <code>gsl_sf_bessel_lnKnu_e</code> .....          | 41 |
| <code>gsl_sf_bessel_i1_scaled_e</code> .....     | 40 | <code>gsl_sf_bessel_sequence_Jnu_e</code> .....   | 41 |
| <code>gsl_sf_bessel_In</code> .....              | 36 | <code>gsl_sf_bessel_y0</code> .....               | 39 |
| <code>gsl_sf_bessel_In_array</code> .....        | 36 | <code>gsl_sf_bessel_Y0</code> .....               | 35 |
| <code>gsl_sf_bessel_In_e</code> .....            | 36 | <code>gsl_sf_bessel_y0_e</code> .....             | 39 |
| <code>gsl_sf_bessel_In_scaled</code> .....       | 37 | <code>gsl_sf_bessel_Y0_e</code> .....             | 35 |
| <code>gsl_sf_bessel_In_scaled_array</code> ..... | 37 | <code>gsl_sf_bessel_y1</code> .....               | 39 |
| <code>gsl_sf_bessel_In_scaled_e</code> .....     | 37 | <code>gsl_sf_bessel_Y1</code> .....               | 36 |
| <code>gsl_sf_bessel_Inu</code> .....             | 41 | <code>gsl_sf_bessel_y1_e</code> .....             | 39 |
| <code>gsl_sf_bessel_Inu_e</code> .....           | 41 | <code>gsl_sf_bessel_Y1_e</code> .....             | 36 |
| <code>gsl_sf_bessel_Inu_scaled</code> .....      | 41 | <code>gsl_sf_bessel_y2</code> .....               | 39 |
| <code>gsl_sf_bessel_Inu_scaled_e</code> .....    | 41 | <code>gsl_sf_bessel_y2_e</code> .....             | 39 |
| <code>gsl_sf_bessel_j0</code> .....              | 38 | <code>gsl_sf_bessel_yl</code> .....               | 39 |
| <code>gsl_sf_bessel_J0</code> .....              | 35 | <code>gsl_sf_bessel_yl_array</code> .....         | 39 |
| <code>gsl_sf_bessel_j0_e</code> .....            | 38 | <code>gsl_sf_bessel_yl_e</code> .....             | 39 |
| <code>gsl_sf_bessel_J0_e</code> .....            | 35 | <code>gsl_sf_bessel_Yn</code> .....               | 36 |
| <code>gsl_sf_bessel_j1</code> .....              | 38 | <code>gsl_sf_bessel_Yn_array</code> .....         | 36 |
| <code>gsl_sf_bessel_J1</code> .....              | 35 | <code>gsl_sf_bessel_Yn_e</code> .....             | 36 |
|                                                  |    | <code>gsl_sf_bessel_Ynu</code> .....              | 41 |
|                                                  |    | <code>gsl_sf_bessel_Ynu_e</code> .....            | 41 |

|                                      |    |                                 |    |
|--------------------------------------|----|---------------------------------|----|
| gsl_sf_bessel_zero_J0 .....          | 42 | gsl_sf_debye_5 .....            | 46 |
| gsl_sf_bessel_zero_J0_e .....        | 42 | gsl_sf_debye_5_e .....          | 46 |
| gsl_sf_bessel_zero_J1 .....          | 42 | gsl_sf_debye_6 .....            | 46 |
| gsl_sf_bessel_zero_J1_e .....        | 42 | gsl_sf_debye_6_e .....          | 46 |
| gsl_sf_bessel_zero_Jnu .....         | 42 | gsl_sf_dilog .....              | 46 |
| gsl_sf_bessel_zero_Jnu_e .....       | 42 | gsl_sf_dilog_e .....            | 46 |
| gsl_sf_beta .....                    | 58 | gsl_sf_doublefact .....         | 56 |
| gsl_sf_beta_e .....                  | 58 | gsl_sf_doublefact_e .....       | 56 |
| gsl_sf_beta_inc .....                | 58 | gsl_sf_ellint_D .....           | 48 |
| gsl_sf_beta_inc_e .....              | 58 | gsl_sf_ellint_D_e .....         | 48 |
| gsl_sf_Chi .....                     | 53 | gsl_sf_ellint_E .....           | 48 |
| gsl_sf_Chi_e .....                   | 53 | gsl_sf_ellint_E_e .....         | 48 |
| gsl_sf_choose .....                  | 57 | gsl_sf_ellint_Ecomp .....       | 48 |
| gsl_sf_choose_e .....                | 57 | gsl_sf_ellint_Ecomp_e .....     | 48 |
| gsl_sf_Ci .....                      | 53 | gsl_sf_ellint_F .....           | 48 |
| gsl_sf_Ci_e .....                    | 53 | gsl_sf_ellint_F_e .....         | 48 |
| gsl_sf_clausen .....                 | 42 | gsl_sf_ellint_Kcomp .....       | 47 |
| gsl_sf_clausen_e .....               | 42 | gsl_sf_ellint_Kcomp_e .....     | 47 |
| gsl_sf_complex_cos_e .....           | 69 | gsl_sf_ellint_P .....           | 48 |
| gsl_sf_complex_dilog_e .....         | 46 | gsl_sf_ellint_P_e .....         | 48 |
| gsl_sf_complex_log_e .....           | 65 | gsl_sf_ellint_Pcomp .....       | 48 |
| gsl_sf_complex_logsin_e .....        | 69 | gsl_sf_ellint_Pcomp_e .....     | 48 |
| gsl_sf_complex_sin_e .....           | 69 | gsl_sf_ellint_RC .....          | 49 |
| gsl_sf_conicalP_0 .....              | 63 | gsl_sf_ellint_RC_e .....        | 49 |
| gsl_sf_conicalP_0_e .....            | 63 | gsl_sf_ellint_RD .....          | 49 |
| gsl_sf_conicalP_1 .....              | 63 | gsl_sf_ellint_RD_e .....        | 49 |
| gsl_sf_conicalP_1_e .....            | 63 | gsl_sf_ellint_RF .....          | 49 |
| gsl_sf_conicalP_cyl_reg .....        | 64 | gsl_sf_ellint_RF_e .....        | 49 |
| gsl_sf_conicalP_cyl_reg_e .....      | 64 | gsl_sf_ellint_RJ .....          | 49 |
| gsl_sf_conicalP_half .....           | 63 | gsl_sf_ellint_RJ_e .....        | 49 |
| gsl_sf_conicalP_half_e .....         | 63 | gsl_sf_elljac_e .....           | 49 |
| gsl_sf_conicalP_mhalf .....          | 63 | gsl_sf_erf .....                | 50 |
| gsl_sf_conicalP_mhalf_e .....        | 63 | gsl_sf_erf_e .....              | 50 |
| gsl_sf_conicalP_sph_reg .....        | 63 | gsl_sf_erf_Q .....              | 50 |
| gsl_sf_conicalP_sph_reg_e .....      | 63 | gsl_sf_erf_Q_e .....            | 50 |
| gsl_sf_cos .....                     | 69 | gsl_sf_erf_Z .....              | 50 |
| gsl_sf_cos_e .....                   | 69 | gsl_sf_erf_Z_e .....            | 50 |
| gsl_sf_cos_err_e .....               | 70 | gsl_sf_erfc .....               | 50 |
| gsl_sf_coulomb_CL_array .....        | 44 | gsl_sf_erfc_e .....             | 50 |
| gsl_sf_coulomb_CL_e .....            | 44 | gsl_sf_eta .....                | 71 |
| gsl_sf_coulomb_wave_F_array .....    | 43 | gsl_sf_eta_e .....              | 71 |
| gsl_sf_coulomb_wave_FG_array .....   | 43 | gsl_sf_eta_int .....            | 71 |
| gsl_sf_coulomb_wave_FG_e .....       | 43 | gsl_sf_eta_int_e .....          | 71 |
| gsl_sf_coulomb_wave_FGp_array .....  | 44 | gsl_sf_exp .....                | 51 |
| gsl_sf_coulomb_wave_sphF_array ..... | 44 | gsl_sf_exp_e .....              | 51 |
| gsl_sf_coupling_3j .....             | 44 | gsl_sf_exp_e10_e .....          | 51 |
| gsl_sf_coupling_3j_e .....           | 44 | gsl_sf_exp_err_e .....          | 52 |
| gsl_sf_coupling_6j .....             | 45 | gsl_sf_exp_err_e10_e .....      | 52 |
| gsl_sf_coupling_6j_e .....           | 45 | gsl_sf_exp_mult .....           | 51 |
| gsl_sf_coupling_9j .....             | 45 | gsl_sf_exp_mult_e .....         | 51 |
| gsl_sf_coupling_9j_e .....           | 45 | gsl_sf_exp_mult_e10_e .....     | 51 |
| gsl_sf_dawson .....                  | 45 | gsl_sf_exp_mult_err_e .....     | 52 |
| gsl_sf_dawson_e .....                | 45 | gsl_sf_exp_mult_err_e10_e ..... | 52 |
| gsl_sf_debye_1 .....                 | 45 | gsl_sf_expint_3 .....           | 53 |
| gsl_sf_debye_1_e .....               | 45 | gsl_sf_expint_3_e .....         | 53 |
| gsl_sf_debye_2 .....                 | 46 | gsl_sf_expint_E1 .....          | 52 |
| gsl_sf_debye_2_e .....               | 46 | gsl_sf_expint_E1_e .....        | 52 |
| gsl_sf_debye_3 .....                 | 46 | gsl_sf_expint_E2 .....          | 52 |
| gsl_sf_debye_3_e .....               | 46 | gsl_sf_expint_E2_e .....        | 52 |
| gsl_sf_debye_4 .....                 | 46 | gsl_sf_expint_Ei .....          | 53 |
| gsl_sf_debye_4_e .....               | 46 | gsl_sf_expint_Ei_e .....        | 53 |

|                                         |    |                                              |    |
|-----------------------------------------|----|----------------------------------------------|----|
| <code>gsl_sf_expint_En</code>           | 52 | <code>gsl_sf_hyperg_1F1_int</code>           | 59 |
| <code>gsl_sf_expint_En_e</code>         | 52 | <code>gsl_sf_hyperg_1F1_int_e</code>         | 59 |
| <code>gsl_sf_expm1</code>               | 51 | <code>gsl_sf_hyperg_2F0</code>               | 60 |
| <code>gsl_sf_expm1_e</code>             | 51 | <code>gsl_sf_hyperg_2F0_e</code>             | 60 |
| <code>gsl_sf_exprel</code>              | 51 | <code>gsl_sf_hyperg_2F1</code>               | 60 |
| <code>gsl_sf_exprel_2</code>            | 51 | <code>gsl_sf_hyperg_2F1_conj</code>          | 60 |
| <code>gsl_sf_exprel_2_e</code>          | 51 | <code>gsl_sf_hyperg_2F1_conj_e</code>        | 60 |
| <code>gsl_sf_exprel_e</code>            | 51 | <code>gsl_sf_hyperg_2F1_conj_renorm</code>   | 60 |
| <code>gsl_sf_exprel_n</code>            | 51 | <code>gsl_sf_hyperg_2F1_conj_renorm_e</code> | 60 |
| <code>gsl_sf_exprel_n_e</code>          | 51 | <code>gsl_sf_hyperg_2F1_e</code>             | 60 |
| <code>gsl_sf_fact</code>                | 56 | <code>gsl_sf_hyperg_2F1_renorm</code>        | 60 |
| <code>gsl_sf_fact_e</code>              | 56 | <code>gsl_sf_hyperg_2F1_renorm_e</code>      | 60 |
| <code>gsl_sf_fermi_dirac_0</code>       | 54 | <code>gsl_sf_hyperg_U</code>                 | 59 |
| <code>gsl_sf_fermi_dirac_0_e</code>     | 54 | <code>gsl_sf_hyperg_U_e</code>               | 59 |
| <code>gsl_sf_fermi_dirac_1</code>       | 54 | <code>gsl_sf_hyperg_U_e10_e</code>           | 60 |
| <code>gsl_sf_fermi_dirac_1_e</code>     | 54 | <code>gsl_sf_hyperg_U_int</code>             | 59 |
| <code>gsl_sf_fermi_dirac_2</code>       | 54 | <code>gsl_sf_hyperg_U_int_e</code>           | 59 |
| <code>gsl_sf_fermi_dirac_2_e</code>     | 54 | <code>gsl_sf_hyperg_U_int_e10_e</code>       | 59 |
| <code>gsl_sf_fermi_dirac_3half</code>   | 54 | <code>gsl_sf_hypot</code>                    | 69 |
| <code>gsl_sf_fermi_dirac_3half_e</code> | 54 | <code>gsl_sf_hypot_e</code>                  | 69 |
| <code>gsl_sf_fermi_dirac_half</code>    | 54 | <code>gsl_sf_hzeta</code>                    | 71 |
| <code>gsl_sf_fermi_dirac_half_e</code>  | 54 | <code>gsl_sf_hzeta_e</code>                  | 71 |
| <code>gsl_sf_fermi_dirac_inc_0</code>   | 55 | <code>gsl_sf_laguerre_1</code>               | 61 |
| <code>gsl_sf_fermi_dirac_inc_0_e</code> | 55 | <code>gsl_sf_laguerre_1_e</code>             | 61 |
| <code>gsl_sf_fermi_dirac_int</code>     | 54 | <code>gsl_sf_laguerre_2</code>               | 61 |
| <code>gsl_sf_fermi_dirac_int_e</code>   | 54 | <code>gsl_sf_laguerre_2_e</code>             | 61 |
| <code>gsl_sf_fermi_dirac_m1</code>      | 54 | <code>gsl_sf_laguerre_3</code>               | 61 |
| <code>gsl_sf_fermi_dirac_m1_e</code>    | 54 | <code>gsl_sf_laguerre_3_e</code>             | 61 |
| <code>gsl_sf_fermi_dirac_mhalf</code>   | 54 | <code>gsl_sf_laguerre_n</code>               | 61 |
| <code>gsl_sf_fermi_dirac_mhalf_e</code> | 54 | <code>gsl_sf_laguerre_n_e</code>             | 61 |
| <code>gsl_sf_gamma</code>               | 55 | <code>gsl_sf_lambert_W0</code>               | 61 |
| <code>gsl_sf_gamma_e</code>             | 55 | <code>gsl_sf_lambert_W0_e</code>             | 61 |
| <code>gsl_sf_gamma_inc</code>           | 57 | <code>gsl_sf_lambert_Wm1</code>              | 61 |
| <code>gsl_sf_gamma_inc_e</code>         | 57 | <code>gsl_sf_lambert_Wm1_e</code>            | 61 |
| <code>gsl_sf_gamma_inc_P</code>         | 58 | <code>gsl_sf_legendre_array_size</code>      | 63 |
| <code>gsl_sf_gamma_inc_P_e</code>       | 58 | <code>gsl_sf_legendre_H3d</code>             | 64 |
| <code>gsl_sf_gamma_inc_Q</code>         | 57 | <code>gsl_sf_legendre_H3d_0</code>           | 64 |
| <code>gsl_sf_gamma_inc_Q_e</code>       | 57 | <code>gsl_sf_legendre_H3d_0_e</code>         | 64 |
| <code>gsl_sf_gammainv</code>            | 56 | <code>gsl_sf_legendre_H3d_1</code>           | 64 |
| <code>gsl_sf_gammainv_e</code>          | 56 | <code>gsl_sf_legendre_H3d_1_e</code>         | 64 |
| <code>gsl_sf_gammastar</code>           | 55 | <code>gsl_sf_legendre_H3d_array</code>       | 64 |
| <code>gsl_sf_gammastar_e</code>         | 55 | <code>gsl_sf_legendre_H3d_e</code>           | 64 |
| <code>gsl_sf_gegenpoly_1</code>         | 58 | <code>gsl_sf_legendre_P1</code>              | 61 |
| <code>gsl_sf_gegenpoly_1_e</code>       | 58 | <code>gsl_sf_legendre_P1_e</code>            | 61 |
| <code>gsl_sf_gegenpoly_2</code>         | 58 | <code>gsl_sf_legendre_P2</code>              | 61 |
| <code>gsl_sf_gegenpoly_2_e</code>       | 58 | <code>gsl_sf_legendre_P2_e</code>            | 61 |
| <code>gsl_sf_gegenpoly_3</code>         | 58 | <code>gsl_sf_legendre_P3</code>              | 61 |
| <code>gsl_sf_gegenpoly_3_e</code>       | 58 | <code>gsl_sf_legendre_P3_e</code>            | 61 |
| <code>gsl_sf_gegenpoly_array</code>     | 59 | <code>gsl_sf_legendre_Pl</code>              | 62 |
| <code>gsl_sf_gegenpoly_n</code>         | 59 | <code>gsl_sf_legendre_Pl_array</code>        | 62 |
| <code>gsl_sf_gegenpoly_n_e</code>       | 59 | <code>gsl_sf_legendre_Pl_deriv_array</code>  | 62 |
| <code>gsl_sf_hazard</code>              | 50 | <code>gsl_sf_legendre_Pl_e</code>            | 62 |
| <code>gsl_sf_hazard_e</code>            | 50 | <code>gsl_sf_legendre_Plm</code>             | 62 |
| <code>gsl_sf_hydrogenicR</code>         | 43 | <code>gsl_sf_legendre_Plm_array</code>       | 62 |
| <code>gsl_sf_hydrogenicR_1</code>       | 42 | <code>gsl_sf_legendre_Plm_deriv_array</code> | 62 |
| <code>gsl_sf_hydrogenicR_1_e</code>     | 42 | <code>gsl_sf_legendre_Plm_e</code>           | 62 |
| <code>gsl_sf_hydrogenicR_e</code>       | 43 | <code>gsl_sf_legendre_Q0</code>              | 62 |
| <code>gsl_sf_hyperg_0F1</code>          | 59 | <code>gsl_sf_legendre_Q0_e</code>            | 62 |
| <code>gsl_sf_hyperg_0F1_e</code>        | 59 | <code>gsl_sf_legendre_Q1</code>              | 62 |
| <code>gsl_sf_hyperg_1F1</code>          | 59 | <code>gsl_sf_legendre_Q1_e</code>            | 62 |
| <code>gsl_sf_hyperg_1F1_e</code>        | 59 | <code>gsl_sf_legendre_Ql</code>              | 62 |



|                                                       |    |                                                   |     |
|-------------------------------------------------------|----|---------------------------------------------------|-----|
| <code>gsl_sf_legendre_Ql_e</code> .....               | 62 | <code>gsl_sf_psi_1_int_e</code> .....             | 68  |
| <code>gsl_sf_legendre_sphPlm</code> .....             | 62 | <code>gsl_sf_psi_1piy</code> .....                | 67  |
| <code>gsl_sf_legendre_sphPlm_array</code> .....       | 63 | <code>gsl_sf_psi_1piy_e</code> .....              | 67  |
| <code>gsl_sf_legendre_sphPlm_deriv_array</code> ..... | 63 | <code>gsl_sf_psi_e</code> .....                   | 67  |
| <code>gsl_sf_legendre_sphPlm_e</code> .....           | 62 | <code>gsl_sf_psi_int</code> .....                 | 67  |
| <code>gsl_sf_lnbeta</code> .....                      | 58 | <code>gsl_sf_psi_int_e</code> .....               | 67  |
| <code>gsl_sf_lnbeta_e</code> .....                    | 58 | <code>gsl_sf_psi_n</code> .....                   | 68  |
| <code>gsl_sf_lnchoose</code> .....                    | 57 | <code>gsl_sf_psi_n_e</code> .....                 | 68  |
| <code>gsl_sf_lnchoose_e</code> .....                  | 57 | <code>gsl_sf_rect_to_polar</code> .....           | 70  |
| <code>gsl_sf_lncosh</code> .....                      | 69 | <code>gsl_sf_Shi</code> .....                     | 53  |
| <code>gsl_sf_lncosh_e</code> .....                    | 69 | <code>gsl_sf_Shi_e</code> .....                   | 53  |
| <code>gsl_sf_lndoublefact</code> .....                | 56 | <code>gsl_sf_Si</code> .....                      | 53  |
| <code>gsl_sf_lndoublefact_e</code> .....              | 56 | <code>gsl_sf_Si_e</code> .....                    | 53  |
| <code>gsl_sf_lnfact</code> .....                      | 56 | <code>gsl_sf_sin</code> .....                     | 69  |
| <code>gsl_sf_lnfact_e</code> .....                    | 56 | <code>gsl_sf_sin_e</code> .....                   | 69  |
| <code>gsl_sf_lngamma</code> .....                     | 55 | <code>gsl_sf_sin_err_e</code> .....               | 70  |
| <code>gsl_sf_lngamma_complex_e</code> .....           | 56 | <code>gsl_sf_sinc</code> .....                    | 69  |
| <code>gsl_sf_lngamma_e</code> .....                   | 55 | <code>gsl_sf_sinc_e</code> .....                  | 69  |
| <code>gsl_sf_lngamma_sgn_e</code> .....               | 55 | <code>gsl_sf_synchrotron_1</code> .....           | 68  |
| <code>gsl_sf_lnpoch</code> .....                      | 57 | <code>gsl_sf_synchrotron_1_e</code> .....         | 68  |
| <code>gsl_sf_lnpoch_e</code> .....                    | 57 | <code>gsl_sf_synchrotron_2</code> .....           | 68  |
| <code>gsl_sf_lnpoch_sgn_e</code> .....                | 57 | <code>gsl_sf_synchrotron_2_e</code> .....         | 68  |
| <code>gsl_sf_lnsinh</code> .....                      | 69 | <code>gsl_sf_taylorcoeff</code> .....             | 57  |
| <code>gsl_sf_lnsinh_e</code> .....                    | 69 | <code>gsl_sf_taylorcoeff_e</code> .....           | 57  |
| <code>gsl_sf_log</code> .....                         | 65 | <code>gsl_sf_transport_2</code> .....             | 68  |
| <code>gsl_sf_log_1plusx</code> .....                  | 65 | <code>gsl_sf_transport_2_e</code> .....           | 68  |
| <code>gsl_sf_log_1plusx_e</code> .....                | 65 | <code>gsl_sf_transport_3</code> .....             | 68  |
| <code>gsl_sf_log_1plusx_mx</code> .....               | 65 | <code>gsl_sf_transport_3_e</code> .....           | 68  |
| <code>gsl_sf_log_1plusx_mx_e</code> .....             | 65 | <code>gsl_sf_transport_4</code> .....             | 68  |
| <code>gsl_sf_log_abs</code> .....                     | 65 | <code>gsl_sf_transport_4_e</code> .....           | 68  |
| <code>gsl_sf_log_abs_e</code> .....                   | 65 | <code>gsl_sf_transport_5</code> .....             | 68  |
| <code>gsl_sf_log_e</code> .....                       | 65 | <code>gsl_sf_transport_5_e</code> .....           | 68  |
| <code>gsl_sf_log_erfc</code> .....                    | 50 | <code>gsl_sf_zeta</code> .....                    | 71  |
| <code>gsl_sf_log_erfc_e</code> .....                  | 50 | <code>gsl_sf_zeta_e</code> .....                  | 71  |
| <code>gsl_sf_mathieu_a</code> .....                   | 66 | <code>gsl_sf_zeta_int</code> .....                | 70  |
| <code>gsl_sf_mathieu_a_array</code> .....             | 66 | <code>gsl_sf_zeta_int_e</code> .....              | 70  |
| <code>gsl_sf_mathieu_alloc</code> .....               | 66 | <code>gsl_sf_zetam1</code> .....                  | 71  |
| <code>gsl_sf_mathieu_b</code> .....                   | 66 | <code>gsl_sf_zetam1_e</code> .....                | 71  |
| <code>gsl_sf_mathieu_b_array</code> .....             | 66 | <code>gsl_sf_zetam1_int</code> .....              | 71  |
| <code>gsl_sf_mathieu_ce</code> .....                  | 66 | <code>gsl_sf_zetam1_int_e</code> .....            | 71  |
| <code>gsl_sf_mathieu_ce_array</code> .....            | 66 | <code>GSL_SIGN</code> .....                       | 18  |
| <code>gsl_sf_mathieu_free</code> .....                | 66 | <code>gsl_siman_solve</code> .....                | 292 |
| <code>gsl_sf_mathieu_Mc</code> .....                  | 66 | <code>gsl_sort</code> .....                       | 110 |
| <code>gsl_sf_mathieu_Mc_array</code> .....            | 67 | <code>gsl_sort_index</code> .....                 | 110 |
| <code>gsl_sf_mathieu_Ms</code> .....                  | 66 | <code>gsl_sort_largest</code> .....               | 111 |
| <code>gsl_sf_mathieu_Ms_array</code> .....            | 67 | <code>gsl_sort_largest_index</code> .....         | 111 |
| <code>gsl_sf_mathieu_se</code> .....                  | 66 | <code>gsl_sort_smallest</code> .....              | 111 |
| <code>gsl_sf_mathieu_se_array</code> .....            | 66 | <code>gsl_sort_smallest_index</code> .....        | 111 |
| <code>gsl_sf_multiply_e</code> .....                  | 47 | <code>gsl_sort_vector</code> .....                | 110 |
| <code>gsl_sf_multiply_err_e</code> .....              | 47 | <code>gsl_sort_vector_index</code> .....          | 110 |
| <code>gsl_sf_poch</code> .....                        | 57 | <code>gsl_sort_vector_largest</code> .....        | 111 |
| <code>gsl_sf_poch_e</code> .....                      | 57 | <code>gsl_sort_vector_largest_index</code> .....  | 111 |
| <code>gsl_sf_pochrel</code> .....                     | 57 | <code>gsl_sort_vector_smallest</code> .....       | 111 |
| <code>gsl_sf_pochrel_e</code> .....                   | 57 | <code>gsl_sort_vector_smallest_index</code> ..... | 111 |
| <code>gsl_sf_polar_to_rect</code> .....               | 70 | <code>gsl_spline_alloc</code> .....               | 313 |
| <code>gsl_sf_pow_int</code> .....                     | 67 | <code>gsl_spline_eval</code> .....                | 313 |
| <code>gsl_sf_pow_int_e</code> .....                   | 67 | <code>gsl_spline_eval_deriv</code> .....          | 313 |
| <code>gsl_sf_psi</code> .....                         | 67 | <code>gsl_spline_eval_deriv_e</code> .....        | 313 |
| <code>gsl_sf_psi_1</code> .....                       | 68 | <code>gsl_spline_eval_deriv2</code> .....         | 313 |
| <code>gsl_sf_psi_1_e</code> .....                     | 68 | <code>gsl_spline_eval_deriv2_e</code> .....       | 313 |
| <code>gsl_sf_psi_1_int</code> .....                   | 68 | <code>gsl_spline_eval_e</code> .....              | 313 |

|                                                        |     |                                                                |     |
|--------------------------------------------------------|-----|----------------------------------------------------------------|-----|
| <code>gsl_spline_eval_integ</code> .....               | 313 | <code>gsl_vector_const_subvector</code> .....                  | 79  |
| <code>gsl_spline_eval_integ_e</code> .....             | 313 | <code>gsl_vector_const_subvector_with_stride</code> ..         | 80  |
| <code>gsl_spline_free</code> .....                     | 313 | <code>gsl_vector_const_view_array</code> .....                 | 80  |
| <code>gsl_spline_init</code> .....                     | 313 | <code>gsl_vector_const_view_array_with_stride</code> ..        | 81  |
| <code>gsl_spline_min_size</code> .....                 | 313 | <code>gsl_vector_div</code> .....                              | 82  |
| <code>gsl_spline_name</code> .....                     | 313 | <code>gsl_vector_fprintf</code> .....                          | 78  |
| <code>gsl_stats_absdev</code> .....                    | 248 | <code>gsl_vector_fread</code> .....                            | 78  |
| <code>gsl_stats_absdev_m</code> .....                  | 248 | <code>gsl_vector_free</code> .....                             | 77  |
| <code>gsl_stats_correlation</code> .....               | 250 | <code>gsl_vector_fscanf</code> .....                           | 79  |
| <code>gsl_stats_covariance</code> .....                | 250 | <code>gsl_vector_fwrite</code> .....                           | 78  |
| <code>gsl_stats_covariance_m</code> .....              | 250 | <code>gsl_vector_get</code> .....                              | 78  |
| <code>gsl_stats_kurtosis</code> .....                  | 249 | <code>gsl_vector_isneg</code> .....                            | 83  |
| <code>gsl_stats_kurtosis_m_sd</code> .....             | 249 | <code>gsl_vector_isnonneg</code> .....                         | 83  |
| <code>gsl_stats_lag1_autocorrelation</code> .....      | 250 | <code>gsl_vector_isnull</code> .....                           | 83  |
| <code>gsl_stats_lag1_autocorrelation_m</code> .....    | 250 | <code>gsl_vector_ispos</code> .....                            | 83  |
| <code>gsl_stats_max</code> .....                       | 252 | <code>gsl_vector_max</code> .....                              | 82  |
| <code>gsl_stats_max_index</code> .....                 | 253 | <code>gsl_vector_max_index</code> .....                        | 82  |
| <code>gsl_stats_mean</code> .....                      | 247 | <code>gsl_vector_memcpy</code> .....                           | 81  |
| <code>gsl_stats_median_from_sorted_data</code> .....   | 253 | <code>gsl_vector_min</code> .....                              | 82  |
| <code>gsl_stats_min</code> .....                       | 253 | <code>gsl_vector_min_index</code> .....                        | 83  |
| <code>gsl_stats_min_index</code> .....                 | 253 | <code>gsl_vector_minmax</code> .....                           | 82  |
| <code>gsl_stats_minmax</code> .....                    | 253 | <code>gsl_vector_minmax_index</code> .....                     | 83  |
| <code>gsl_stats_minmax_index</code> .....              | 253 | <code>gsl_vector_mul</code> .....                              | 82  |
| <code>gsl_stats_quantile_from_sorted_data</code> ..... | 254 | <code>gsl_vector_ptr</code> .....                              | 78  |
| <code>gsl_stats_sd</code> .....                        | 247 | <code>gsl_vector_reverse</code> .....                          | 82  |
| <code>gsl_stats_sd_m</code> .....                      | 247 | <code>gsl_vector_scale</code> .....                            | 82  |
| <code>gsl_stats_sd_with_fixed_mean</code> .....        | 248 | <code>gsl_vector_set</code> .....                              | 78  |
| <code>gsl_stats_skew</code> .....                      | 249 | <code>gsl_vector_set_all</code> .....                          | 78  |
| <code>gsl_stats_skew_m_sd</code> .....                 | 249 | <code>gsl_vector_set_basis</code> .....                        | 78  |
| <code>gsl_stats_variance</code> .....                  | 247 | <code>gsl_vector_set_zero</code> .....                         | 78  |
| <code>gsl_stats_variance_m</code> .....                | 247 | <code>gsl_vector_sub</code> .....                              | 82  |
| <code>gsl_stats_variance_with_fixed_mean</code> .....  | 248 | <code>gsl_vector_subvector</code> .....                        | 79  |
| <code>gsl_stats_wabsdev</code> .....                   | 252 | <code>gsl_vector_subvector_with_stride</code> .....            | 80  |
| <code>gsl_stats_wabsdev_m</code> .....                 | 252 | <code>gsl_vector_swap</code> .....                             | 81  |
| <code>gsl_stats_wkurtosis</code> .....                 | 252 | <code>gsl_vector_swap_elements</code> .....                    | 82  |
| <code>gsl_stats_wkurtosis_m_sd</code> .....            | 252 | <code>gsl_vector_view_array</code> .....                       | 80  |
| <code>gsl_stats_wmean</code> .....                     | 251 | <code>gsl_vector_view_array_with_stride</code> .....           | 81  |
| <code>gsl_stats_wsd</code> .....                       | 251 | <code>gsl_wavelet_alloc</code> .....                           | 328 |
| <code>gsl_stats_wsd_m</code> .....                     | 251 | <code>gsl_wavelet_bspline</code> .....                         | 328 |
| <code>gsl_stats_wsd_with_fixed_mean</code> .....       | 251 | <code>gsl_wavelet_bspline_centered</code> .....                | 328 |
| <code>gsl_stats_wskew</code> .....                     | 252 | <code>gsl_wavelet_daubechies</code> .....                      | 328 |
| <code>gsl_stats_wskew_m_sd</code> .....                | 252 | <code>gsl_wavelet_daubechies_centered</code> .....             | 328 |
| <code>gsl_stats_wvariance</code> .....                 | 251 | <code>gsl_wavelet_free</code> .....                            | 329 |
| <code>gsl_stats_wvariance_m</code> .....               | 251 | <code>gsl_wavelet_haar</code> .....                            | 328 |
| <code>gsl_stats_wvariance_with_fixed_mean</code> ..... | 251 | <code>gsl_wavelet_haar_centered</code> .....                   | 328 |
| <code>gsl_strerror</code> .....                        | 12  | <code>gsl_wavelet_name</code> .....                            | 329 |
| <code>gsl_sum_levin_u_accel</code> .....               | 324 | <code>gsl_wavelet_transform</code> .....                       | 329 |
| <code>gsl_sum_levin_u_alloc</code> .....               | 324 | <code>gsl_wavelet_transform_forward</code> .....               | 329 |
| <code>gsl_sum_levin_u_free</code> .....                | 324 | <code>gsl_wavelet_transform_inverse</code> .....               | 329 |
| <code>gsl_sum_levin_ustrunc_accel</code> .....         | 325 | <code>gsl_wavelet_workspace_alloc</code> .....                 | 329 |
| <code>gsl_sum_levin_ustrunc_alloc</code> .....         | 325 | <code>gsl_wavelet_workspace_free</code> .....                  | 329 |
| <code>gsl_sum_levin_ustrunc_free</code> .....          | 325 | <code>gsl_wavelet2d_nstransform</code> .....                   | 331 |
| <code>gsl_vector_add</code> .....                      | 82  | <code>gsl_wavelet2d_nstransform_forward</code> .....           | 331 |
| <code>gsl_vector_add_constant</code> .....             | 82  | <code>gsl_wavelet2d_nstransform_inverse</code> .....           | 331 |
| <code>gsl_vector_alloc</code> .....                    | 77  | <code>gsl_wavelet2d_nstransform_matrix</code> .....            | 331 |
| <code>gsl_vector_calloc</code> .....                   | 77  | <code>gsl_wavelet2d_nstransform_matrix_forward</code><br>..... | 331 |
| <code>gsl_vector_complex_const_imag</code> .....       | 80  | <code>gsl_wavelet2d_nstransform_matrix_inverse</code><br>..... | 331 |
| <code>gsl_vector_complex_const_real</code> .....       | 80  | <code>gsl_wavelet2d_transform</code> .....                     | 330 |
| <code>gsl_vector_complex_imag</code> .....             | 80  | <code>gsl_wavelet2d_transform_forward</code> .....             | 330 |
| <code>gsl_vector_complex_real</code> .....             | 80  |                                                                |     |
| <code>gsl_vector_const_ptr</code> .....                | 78  |                                                                |     |

|                                                   |     |                                                       |     |
|---------------------------------------------------|-----|-------------------------------------------------------|-----|
| <code>gsl_wavelet2d_transform_inverse.....</code> | 330 | <code>gsl_wavelet2d_transform_matrix_forward..</code> | 330 |
| <code>gsl_wavelet2d_transform_matrix.....</code>  | 330 | <code>gsl_wavelet2d_transform_matrix_inverse..</code> | 331 |

Variable Index

A

alpha ..... 285, 287

C

chisq..... 287

D

dither..... 285

E

estimate\_frac..... 284

I

iterations ..... 287

M

min\_calls ..... 284

min\_calls\_per\_bisection ..... 284

mode..... 287

O

ostream..... 287

R

result..... 287

S

sigma..... 287

stage..... 287

V

verbose..... 287

# Type Index

|                                              |     |                                               |     |
|----------------------------------------------|-----|-----------------------------------------------|-----|
| <code>gsl_complex</code> .....               | 21  | <code>gsl_multimin_function_fdf</code> .....  | 374 |
| <code>gsl_error_handler_t</code> .....       | 12  | <code>gsl_multiroot_function</code> .....     | 360 |
| <code>gsl_fft_complex_wavetable</code> ..... | 162 | <code>gsl_multiroot_function_fdf</code> ..... | 361 |
| <code>gsl_function</code> .....              | 339 | <code>gsl_odeiv_system</code> .....           | 300 |
| <code>gsl_function_fdf</code> .....          | 340 | <code>gsl_siman_copy_construct_t</code> ..... | 293 |
| <code>gsl_histogram</code> .....             | 257 | <code>gsl_siman_copy_t</code> .....           | 293 |
| <code>gsl_histogram_pdf</code> .....         | 263 | <code>gsl_siman_destroy_t</code> .....        | 293 |
| <code>gsl_histogram2d</code> .....           | 265 | <code>gsl_siman_Efunc_t</code> .....          | 293 |
| <code>gsl_histogram2d_pdf</code> .....       | 271 | <code>gsl_siman_metric_t</code> .....         | 293 |
| <code>gsl_monte_function</code> .....        | 281 | <code>gsl_siman_params_t</code> .....         | 294 |
| <code>gsl_multifit_function</code> .....     | 394 | <code>gsl_siman_print_t</code> .....          | 293 |
| <code>gsl_multifit_function_fdf</code> ..... | 395 | <code>gsl_siman_step_t</code> .....           | 293 |
| <code>gsl_multimin_function</code> .....     | 374 |                                               |     |

# Concept Index

## \$

\$, shell prompt ..... 3

## 2

2D histograms ..... 265

2D random direction vector ..... 226

## 3

3-j symbols ..... 44

3D random direction vector ..... 226

## 6

6-j symbols ..... 44

## 9

9-j symbols ..... 44

## A

acceleration of series ..... 324

acosh ..... 17

Adaptive step-size control, differential equations  
..... 302

$Ai(x)$  ..... 33

Airy functions ..... 33

Akima splines ..... 311

aliasing of arrays ..... 9

alternative optimized functions ..... 7

AMAX, Level-1 BLAS ..... 117

Angular Mathieu Functions ..... 66

angular reduction ..... 70

ANSI C, use of ..... 4

Apell symbol, see Pochhammer symbol ..... 57

approximate comparison of floating point numbers  
..... 19

arctangent integral ..... 53

argument of complex number ..... 22

arithmetic exceptions ..... 421

asinh ..... 17

astronomical constants ..... 411

ASUM, Level-1 BLAS ..... 117

atanh ..... 17

atomic physics, constants ..... 411

autoconf, using with GSL ..... 431

AXPY, Level-1 BLAS ..... 118

## B

B-spline wavelets ..... 328

Bader and Deuffhard, Bulirsch-Stoer method.  
..... 302

balancing matrices ..... 139

Basic Linear Algebra Subroutines (BLAS) ... 115,  
433

basis splines, B-splines ..... 405

basis splines, evaluation ..... 406

basis splines, examples ..... 406

basis splines, initializing ..... 405

basis splines, overview ..... 405

Bernoulli trial, random variates ..... 234

Bessel functions ..... 35

Bessel Functions, Fractional Order ..... 40

best-fit parameters, covariance ..... 398

Beta distribution ..... 223

Beta function ..... 58

Beta function, incomplete normalized ..... 58

BFGS algorithm, minimization ..... 377

$Bi(x)$  ..... 33

bias, IEEE format ..... 419

bidiagonalization of real matrices ..... 136

binning data ..... 257

Binomial random variates ..... 235

biorthogonal wavelets ..... 328

bisection algorithm for finding roots ..... 343

Bivariate Gaussian distribution ..... 207

BLAS ..... 115

BLAS, Low-level C interface ..... 433

blocks ..... 74

bounds checking, extension to GCC ..... 77

breakpoints ..... 425

Brent's method for finding minima ..... 355

Brent's method for finding roots ..... 343

Broyden algorithm for multidimensional roots  
..... 366

BSD random number generator ..... 192

bug-gsl mailing list ..... 3

bugs, how to report ..... 3

Bulirsch-Stoer method ..... 302

## C

C extensions, compatible use of ..... 4

C++, compatibility ..... 9

Carlson forms of Elliptic integrals ..... 47

Cash-Karp, Runge-Kutta method ..... 302

Cauchy distribution ..... 211

Cauchy principal value, by numerical quadrature  
..... 177

CBLAS ..... 115

CBLAS, Low-level interface ..... 433

CDFs, cumulative distribution functions ..... 202

$ce(q, x)$ , Mathieu function ..... 66

Chebyshev series ..... 320

checking combination for validity ..... 106

checking permutation for validity ..... 99

$Chi(x)$  ..... 53

Chi-squared distribution ..... 220

Cholesky decomposition ..... 133

$Ci(x)$  ..... 53

|                                                              |     |
|--------------------------------------------------------------|-----|
| Clausen functions                                            | 42  |
| Clenshaw-Curtis quadrature                                   | 174 |
| CMRG, combined multiple recursive random<br>number generator | 190 |
| code reuse in applications                                   | 10  |
| combinations                                                 | 105 |
| combinatorial factor $C(m,n)$                                | 57  |
| combinatorial optimization                                   | 292 |
| comparison functions, definition                             | 109 |
| compatibility                                                | 4   |
| compiling programs, include paths                            | 4   |
| compiling programs, library paths                            | 4   |
| complementary incomplete Gamma function                      | 58  |
| complete Fermi-Dirac integrals                               | 54  |
| complex arithmetic                                           | 22  |
| complex cosine function, special functions                   | 69  |
| Complex Gamma function                                       | 56  |
| complex hermitian matrix, eigensystem                        | 143 |
| complex log sine function, special functions                 | 69  |
| complex numbers                                              | 21  |
| complex sinc function, special functions                     | 69  |
| complex sine function, special functions                     | 69  |
| confluent hypergeometric function                            | 60  |
| confluent hypergeometric functions                           | 59  |
| conical functions                                            | 61  |
| Conjugate gradient algorithm, minimization                   | 377 |
| conjugate of complex number                                  | 23  |
| constant matrix                                              | 87  |
| constants, fundamental                                       | 410 |
| constants, mathematical—defined as macros                    | 16  |
| constants, physical                                          | 410 |
| constants, prefixes                                          | 416 |
| contacting the GSL developers                                | 3   |
| conventions, used in manual                                  | 3   |
| convergence, accelerating a series                           | 324 |
| conversion of units                                          | 410 |
| cooling schedule                                             | 292 |
| COPY, Level-1 BLAS                                           | 117 |
| correlation, of two datasets                                 | 250 |
| cosine function, special functions                           | 69  |
| cosine of complex number                                     | 24  |
| cost function                                                | 292 |
| Coulomb wave functions                                       | 42  |
| coupling coefficients                                        | 44  |
| covariance matrix, from linear regression                    | 384 |
| covariance matrix, linear fits                               | 383 |
| covariance matrix, nonlinear fits                            | 398 |
| covariance, of two datasets                                  | 250 |
| CRAY random number generator, RANF                           | 193 |
| cubic equation, solving                                      | 29  |
| cubic splines                                                | 311 |
| cumulative distribution functions (CDFs)                     | 202 |
| Cylindrical Bessel Functions                                 | 35  |

## D

|                              |     |
|------------------------------|-----|
| Daubechies wavelets          | 328 |
| Dawson function              | 45  |
| DAXPY, Level-1 BLAS          | 118 |
| debugging numerical programs | 425 |
| Debye functions              | 45  |

|                                                         |          |
|---------------------------------------------------------|----------|
| denormalized form, IEEE format                          | 419      |
| deprecated functions                                    | 9        |
| derivatives, calculating numerically                    | 317      |
| determinant of a matrix, by LU decomposition            | 128      |
| Deuffhard and Bader, Bulirsch-Stoer method              | 302      |
| DFTs, see FFT                                           | 156      |
| diagonal, of a matrix                                   | 91       |
| differential equations, initial value problems          | 300      |
| differentiation of functions, numeric                   | 317      |
| digamma function                                        | 67       |
| dilogarithm                                             | 46       |
| direction vector, random 2D                             | 226      |
| direction vector, random 3D                             | 226      |
| direction vector, random N-dimensional                  | 226      |
| Dirichlet distribution                                  | 230      |
| Discrete Fourier Transforms, see FFT                    | 156      |
| discrete Hankel transforms                              | 335      |
| Discrete Newton algorithm for multidimensional<br>roots | 365      |
| Discrete random numbers                                 | 231, 232 |
| Discrete random numbers, preprocessing                  | 231      |
| divided differences, polynomials                        | 28       |
| division by zero, IEEE exceptions                       | 421      |
| dollar sign \$, shell prompt                            | 3        |
| DOT, Level-1 BLAS                                       | 116      |
| double factorial                                        | 56       |
| double precision, IEEE format                           | 419      |
| downloading GSL                                         | 2        |
| DWT initialization                                      | 328      |
| DWT, mathematical definition                            | 328      |
| DWT, one dimensional                                    | 329      |
| DWT, see wavelet transforms                             | 328      |
| DWT, two dimensional                                    | 330      |

## E

|                                      |     |
|--------------------------------------|-----|
| e, defined as a macro                | 16  |
| E1(x), E2(x), Ei(x)                  | 52  |
| eigenvalues and eigenvectors         | 142 |
| elementary functions                 | 16  |
| elementary operations                | 46  |
| elliptic functions (Jacobi)          | 49  |
| elliptic integrals                   | 47  |
| energy function                      | 292 |
| energy, units of                     | 414 |
| erf(x)                               | 50  |
| erfc(x)                              | 50  |
| Erlang distribution                  | 217 |
| error codes                          | 11  |
| error codes, reserved                | 11  |
| error function                       | 50  |
| Error handlers                       | 12  |
| error handling                       | 11  |
| error handling macros                | 13  |
| Errors                               | 11  |
| estimated standard deviation         | 247 |
| estimated variance                   | 247 |
| euclidean distance function, hypot   | 17  |
| Euler's constant, defined as a macro | 16  |

|                                                                |     |
|----------------------------------------------------------------|-----|
| evaluation of polynomials .....                                | 28  |
| evaluation of polynomials, in divided difference<br>form ..... | 28  |
| examples, conventions used in .....                            | 3   |
| exceptions, IEEE arithmetic .....                              | 421 |
| exchanging permutation elements .....                          | 99  |
| exp .....                                                      | 51  |
| expm1 .....                                                    | 17  |
| exponent, IEEE format .....                                    | 419 |
| Exponential distribution .....                                 | 208 |
| exponential function .....                                     | 51  |
| exponential integrals .....                                    | 52  |
| Exponential power distribution .....                           | 210 |
| exponential, difference from 1 computed accurately<br>.....    | 17  |
| exponentiation of complex number .....                         | 23  |

## F

|                                                                     |     |
|---------------------------------------------------------------------|-----|
| F-distribution .....                                                | 221 |
| factorial .....                                                     | 56  |
| factorization of matrices .....                                     | 127 |
| false position algorithm for finding roots .....                    | 343 |
| Fast Fourier Transforms, see FFT .....                              | 156 |
| FDL, GNU Free Documentation License .....                           | 455 |
| Fehlberg method, differential equations .....                       | 302 |
| Fermi-Dirac function .....                                          | 54  |
| FFT .....                                                           | 156 |
| FFT mathematical definition .....                                   | 156 |
| FFT of complex data, mixed-radix algorithm ..                       | 160 |
| FFT of complex data, radix-2 algorithm .....                        | 158 |
| FFT of real data .....                                              | 164 |
| FFT of real data, mixed-radix algorithm .....                       | 166 |
| FFT of real data, radix-2 algorithm .....                           | 165 |
| FFT, complex data .....                                             | 157 |
| finding minima .....                                                | 351 |
| finding roots .....                                                 | 337 |
| finding zeros .....                                                 | 337 |
| fits, multi-parameter linear .....                                  | 385 |
| fitting .....                                                       | 383 |
| fitting, using Chebyshev polynomials .....                          | 320 |
| Fj(x), Fermi-Dirac integral .....                                   | 54  |
| Fj(x,b), incomplete Fermi-Dirac integral .....                      | 55  |
| flat distribution .....                                             | 218 |
| Fletcher-Reeves conjugate gradient algorithm,<br>minimization ..... | 377 |
| floating point numbers, approximate comparison<br>.....             | 19  |
| force and energy, units of .....                                    | 416 |
| Fortran range checking, equivalent in gcc .....                     | 77  |
| Four-tap Generalized Feedback Shift Register<br>.....               | 191 |
| Fourier integrals, numerical .....                                  | 180 |
| Fourier Transforms, see FFT .....                                   | 156 |
| Fractional Order Bessel Functions .....                             | 40  |
| free documentation .....                                            | 446 |
| free software, explanation of .....                                 | 1   |
| frexp .....                                                         | 18  |
| functions, numerical differentiation .....                          | 317 |
| fundamental constants .....                                         | 410 |

## G

|                                                |          |
|------------------------------------------------|----------|
| Gamma distribution .....                       | 217      |
| gamma functions .....                          | 55       |
| Gauss-Kronrod quadrature .....                 | 174      |
| Gaussian distribution .....                    | 204      |
| Gaussian distribution, bivariate .....         | 207      |
| Gaussian Tail distribution .....               | 206      |
| gcc extensions, range-checking .....           | 77       |
| gcc warning options .....                      | 427      |
| gdb .....                                      | 425      |
| Gear method, differential equations .....      | 302      |
| Gegenbauer functions .....                     | 58       |
| GEMM, Level-3 BLAS .....                       | 122      |
| GEMV, Level-2 BLAS .....                       | 119      |
| general polynomial equations, solving .....    | 30       |
| generalized eigensystems .....                 | 147      |
| generalized hermitian definite eigensystems .. | 146      |
| generalized symmetric eigensystems .....       | 145      |
| Geometric random variates .....                | 239, 240 |
| GER, Level-2 BLAS .....                        | 120      |
| GERC, Level-2 BLAS .....                       | 120      |
| GERU, Level-2 BLAS .....                       | 120      |
| Givens Rotation, BLAS .....                    | 118      |
| Givens Rotation, Modified, BLAS .....          | 118      |
| GNU General Public License .....               | 1        |
| golden section algorithm for finding minima .. | 355      |
| gsl_sf_result .....                            | 32       |
| gsl_sf_result_e10 .....                        | 32       |
| Gumbel distribution (Type 1) .....             | 228      |
| Gumbel distribution (Type 2) .....             | 229      |

## H

|                                                         |     |
|---------------------------------------------------------|-----|
| Haar wavelets .....                                     | 328 |
| Hankel transforms, discrete .....                       | 335 |
| HAVE.INLINE .....                                       | 6   |
| hazard function, normal distribution .....              | 50  |
| HBOOK .....                                             | 280 |
| header files, including .....                           | 4   |
| heapsort .....                                          | 109 |
| HEMM, Level-3 BLAS .....                                | 122 |
| HEMV, Level-2 BLAS .....                                | 120 |
| HER, Level-2 BLAS .....                                 | 121 |
| HER2, Level-2 BLAS .....                                | 121 |
| HER2K, Level-3 BLAS .....                               | 125 |
| HERK, Level-3 BLAS .....                                | 124 |
| hermitian matrix, complex, eigensystem .....            | 143 |
| hessenberg decomposition .....                          | 135 |
| hessenberg triangular decomposition .....               | 136 |
| histogram statistics .....                              | 260 |
| histogram, from ntuple .....                            | 276 |
| histograms .....                                        | 257 |
| histograms, random sampling from .....                  | 262 |
| Householder linear solver .....                         | 138 |
| Householder matrix .....                                | 137 |
| Householder transformation .....                        | 137 |
| HYBRID algorithm, unscaled without derivatives<br>..... | 365 |
| HYBRID algorithms for nonlinear systems .....           | 364 |
| HYBRIDJ algorithm .....                                 | 364 |



|                                                     |     |
|-----------------------------------------------------|-----|
| HYBRIDS algorithm, scaled without derivatives ..... | 365 |
| HYBRIDSJ algorithm .....                            | 364 |
| hydrogen atom .....                                 | 42  |
| hyperbolic cosine, inverse .....                    | 17  |
| hyperbolic functions, complex numbers .....         | 25  |
| hyperbolic integrals .....                          | 53  |
| hyperbolic sine, inverse .....                      | 17  |
| hyperbolic space .....                              | 61  |
| hyperbolic tangent, inverse .....                   | 17  |
| hypergeometric functions .....                      | 59  |
| hypergeometric random variates .....                | 240 |
| hypot .....                                         | 17  |
| hypot function, special functions .....             | 69  |

## I

|                                                             |     |
|-------------------------------------------------------------|-----|
| identity matrix .....                                       | 87  |
| identity permutation .....                                  | 98  |
| IEEE exceptions .....                                       | 421 |
| IEEE floating point .....                                   | 419 |
| IEEE format for floating point numbers .....                | 419 |
| IEEE infinity, defined as a macro .....                     | 16  |
| IEEE NaN, defined as a macro .....                          | 16  |
| illumination, units of .....                                | 415 |
| imperial units .....                                        | 412 |
| importance sampling, VEGAS .....                            | 285 |
| including GSL header files .....                            | 4   |
| incomplete Beta function, normalized .....                  | 58  |
| incomplete Fermi-Dirac integral .....                       | 55  |
| incomplete Gamma function .....                             | 57  |
| indirect sorting .....                                      | 110 |
| indirect sorting, of vector elements .....                  | 110 |
| infinity, defined as a macro .....                          | 16  |
| infinity, IEEE format .....                                 | 419 |
| info-gsl mailing list .....                                 | 2   |
| initial value problems, differential equations .....        | 300 |
| initializing matrices .....                                 | 87  |
| initializing vectors .....                                  | 78  |
| inline functions .....                                      | 6   |
| integer powers .....                                        | 67  |
| integrals, exponential .....                                | 52  |
| integration, numerical (quadrature) .....                   | 173 |
| interpolation .....                                         | 310 |
| interpolation, using Chebyshev polynomials .....            | 320 |
| inverse complex trigonometric functions .....               | 24  |
| inverse cumulative distribution functions .....             | 202 |
| inverse hyperbolic cosine .....                             | 17  |
| inverse hyperbolic functions, complex numbers .....         | 26  |
| inverse hyperbolic sine .....                               | 17  |
| inverse hyperbolic tangent .....                            | 17  |
| inverse of a matrix, by LU decomposition .....              | 128 |
| inverting a permutation .....                               | 99  |
| Irregular Cylindrical Bessel Functions .....                | 35  |
| Irregular Modified Bessel Functions, Fractional Order ..... | 41  |
| Irregular Modified Cylindrical Bessel Functions .....       | 37  |
| Irregular Modified Spherical Bessel Functions ..            | 40  |
| Irregular Spherical Bessel Functions .....                  | 39  |

|                                                           |     |
|-----------------------------------------------------------|-----|
| iterating through combinations .....                      | 106 |
| iterating through permutations .....                      | 99  |
| iterative refinement of solutions in linear systems ..... | 128 |

## J

|                                 |    |
|---------------------------------|----|
| Jacobi elliptic functions ..... | 49 |
|---------------------------------|----|

## K

|             |     |
|-------------|-----|
| knots ..... | 405 |
|-------------|-----|

## L

|                                                        |     |
|--------------------------------------------------------|-----|
| Laguerre functions .....                               | 60  |
| Lambert function .....                                 | 61  |
| Landau distribution .....                              | 214 |
| LAPACK .....                                           | 154 |
| Laplace distribution .....                             | 209 |
| LD_LIBRARY_PATH .....                                  | 5   |
| ldexp .....                                            | 17  |
| leading dimension, matrices .....                      | 85  |
| least squares fit .....                                | 383 |
| least squares fitting, nonlinear .....                 | 393 |
| least squares, covariance of best-fit parameters ..... | 398 |
| Legendre forms of elliptic integrals .....             | 47  |
| Legendre functions .....                               | 61  |
| length, computed accurately using hypot .....          | 17  |
| Levenberg-Marquardt algorithms .....                   | 397 |
| Levin u-transform .....                                | 324 |
| Levy distribution .....                                | 215 |
| Levy distribution, skew .....                          | 216 |
| libraries, linking with .....                          | 4   |
| libraries, shared .....                                | 5   |
| license of GSL .....                                   | 1   |
| light, units of .....                                  | 415 |
| linear algebra .....                                   | 127 |
| linear algebra, BLAS .....                             | 115 |
| linear interpolation .....                             | 310 |
| linear regression .....                                | 384 |
| linear systems, refinement of solutions .....          | 128 |
| linear systems, solution of .....                      | 127 |
| linking with GSL libraries .....                       | 4   |
| LMDER algorithm .....                                  | 397 |
| log1p .....                                            | 17  |
| logarithm and related functions .....                  | 64  |
| logarithm of Beta function .....                       | 58  |
| logarithm of combinatorial factor C(m,n) .....         | 57  |
| logarithm of complex number .....                      | 24  |
| logarithm of cosh function, special functions ..       | 69  |
| logarithm of double factorial .....                    | 56  |
| logarithm of factorial .....                           | 56  |
| logarithm of Gamma function .....                      | 55  |
| logarithm of Pochhammer symbol .....                   | 57  |
| logarithm of sinh function, special functions ..       | 69  |
| logarithm of the determinant of a matrix .....         | 128 |
| logarithm, computed accurately near 1 .....            | 17  |
| Logarithmic random variates .....                      | 241 |
| Logistic distribution .....                            | 224 |

|                                 |     |
|---------------------------------|-----|
| Lognormal distribution .....    | 219 |
| long double .....               | 6   |
| low discrepancy sequences ..... | 199 |
| Low-level CBLAS .....           | 433 |
| LU decomposition .....          | 127 |

## M

|                                                      |          |
|------------------------------------------------------|----------|
| macros for mathematical constants .....              | 16       |
| magnitude of complex number .....                    | 22       |
| mailing list archives .....                          | 3        |
| mailing list for GSL announcements .....             | 2        |
| mailing list, bug-gsl .....                          | 3        |
| mantissa, IEEE format .....                          | 419      |
| mass, units of .....                                 | 414      |
| mathematical constants, defined as macros .....      | 16       |
| mathematical functions, elementary .....             | 16       |
| Mathieu Function Characteristic Values .....         | 66       |
| Mathieu functions .....                              | 65       |
| matrices .....                                       | 74, 85   |
| matrices, initializing .....                         | 87       |
| matrices, range-checking .....                       | 86       |
| matrix determinant .....                             | 128      |
| matrix diagonal .....                                | 91       |
| matrix factorization .....                           | 127      |
| matrix inverse .....                                 | 128      |
| matrix square root, Cholesky decomposition ..        | 133      |
| matrix subdiagonal .....                             | 91       |
| matrix superdiagonal .....                           | 91       |
| matrix, constant .....                               | 87       |
| matrix, identity .....                               | 87       |
| matrix, operations .....                             | 115      |
| matrix, zero .....                                   | 87       |
| max .....                                            | 247      |
| maximal phase, Daubechies wavelets .....             | 328      |
| maximization, see minimization .....                 | 351      |
| maximum of two numbers .....                         | 19       |
| maximum value, from histogram .....                  | 260      |
| mean .....                                           | 247      |
| mean value, from histogram .....                     | 260      |
| Mill's ratio, inverse .....                          | 50       |
| min .....                                            | 247      |
| minimization, BFGS algorithm .....                   | 377      |
| minimization, caveats .....                          | 352      |
| minimization, conjugate gradient algorithm ...       | 377      |
| minimization, multidimensional .....                 | 372      |
| minimization, one-dimensional .....                  | 351      |
| minimization, overview .....                         | 351      |
| minimization, Polak-Ribiere algorithm .....          | 377      |
| minimization, providing a function to minimize ..... | 353      |
| minimization, simplex algorithm .....                | 378      |
| minimization, steepest descent algorithm ....        | 378      |
| minimization, stopping parameters .....              | 354      |
| minimum finding, Brent's method .....                | 355      |
| minimum finding, golden section algorithm ...        | 355      |
| minimum of two numbers .....                         | 19       |
| minimum value, from histogram .....                  | 260      |
| MINPACK, minimization algorithms .....               | 364, 397 |
| MISCFUN .....                                        | 72       |
| MISER monte carlo integration .....                  | 283      |

|                                                                    |     |
|--------------------------------------------------------------------|-----|
| Mixed-radix FFT, complex data .....                                | 160 |
| Mixed-radix FFT, real data .....                                   | 166 |
| Modified Bessel Functions, Fractional Order ...                    | 41  |
| Modified Clenshaw-Curtis quadrature .....                          | 174 |
| Modified Cylindrical Bessel Functions .....                        | 36  |
| Modified Givens Rotation, BLAS .....                               | 118 |
| Modified Newton's method for nonlinear systems .....               | 365 |
| Modified Spherical Bessel Functions .....                          | 39  |
| Monte Carlo integration .....                                      | 281 |
| MRG, multiple recursive random number generator .....              | 190 |
| MT19937 random number generator .....                              | 188 |
| multi-parameter regression .....                                   | 385 |
| multidimensional root finding, Broyden algorithm .....             | 366 |
| multidimensional root finding, overview .....                      | 358 |
| multidimensional root finding, providing a function to solve ..... | 360 |
| Multimin, caveats .....                                            | 372 |
| Multinomial distribution .....                                     | 236 |
| multiplication .....                                               | 46  |

## N

|                                                          |     |
|----------------------------------------------------------|-----|
| N-dimensional random direction vector .....              | 226 |
| NaN, defined as a macro .....                            | 16  |
| nautical units .....                                     | 413 |
| Negative Binomial distribution, random variates .....    | 237 |
| Nelder-Mead simplex algorithm for minimization .....     | 378 |
| Newton algorithm, discrete .....                         | 365 |
| Newton algorithm, globally convergent .....              | 365 |
| Newton's method for finding roots .....                  | 344 |
| Newton's method for systems of nonlinear equations ..... | 365 |
| Niederreiter sequence .....                              | 199 |
| NIST Statistical Reference Datasets .....                | 392 |
| non-normalized incomplete Gamma function ...             | 57  |
| nonlinear equation, solutions of .....                   | 337 |
| nonlinear fitting, stopping parameters .....             | 396 |
| nonlinear functions, minimization .....                  | 351 |
| nonlinear least squares fitting .....                    | 393 |
| nonlinear least squares fitting, overview .....          | 393 |
| nonlinear systems of equations, solution of ...          | 358 |
| nonsymmetric matrix, real, eigensystem .....             | 143 |
| normalized form, IEEE format .....                       | 419 |
| normalized incomplete Beta function .....                | 58  |
| Not-a-number, defined as a macro .....                   | 16  |
| NRM2, Level-1 BLAS .....                                 | 117 |
| ntuples .....                                            | 275 |
| nuclear physics, constants .....                         | 411 |
| numerical constants, defined as macros .....             | 16  |
| numerical derivatives .....                              | 317 |
| numerical integration (quadrature) .....                 | 173 |

## O

|                     |   |
|---------------------|---|
| obtaining GSL ..... | 2 |
|---------------------|---|

|                                                                 |     |
|-----------------------------------------------------------------|-----|
| ODEs, initial value problems .....                              | 300 |
| optimization, combinatorial .....                               | 292 |
| optimization, see minimization .....                            | 351 |
| optimized functions, alternatives .....                         | 7   |
| ordinary differential equations, initial value<br>problem ..... | 300 |
| oscillatory functions, numerical integration of<br>.....        | 178 |
| overflow, IEEE exceptions .....                                 | 421 |

## P

|                                                 |     |
|-------------------------------------------------|-----|
| Pareto distribution .....                       | 225 |
| PAW .....                                       | 280 |
| permutations .....                              | 98  |
| physical constants .....                        | 410 |
| physical dimension, matrices .....              | 85  |
| pi, defined as a macro .....                    | 16  |
| plain monte carlo .....                         | 282 |
| Pochhammer symbol .....                         | 57  |
| Poisson random numbers .....                    | 233 |
| Polak-Ribiere algorithm, minimization .....     | 377 |
| polar form of complex numbers .....             | 21  |
| polar to rectangular conversion .....           | 70  |
| polygamma functions .....                       | 67  |
| polynomial evaluation .....                     | 28  |
| polynomial interpolation .....                  | 310 |
| polynomials, roots of .....                     | 28  |
| power function .....                            | 67  |
| power of complex number .....                   | 23  |
| power, units of .....                           | 414 |
| precision, IEEE arithmetic .....                | 421 |
| prefixes .....                                  | 416 |
| pressure, units of .....                        | 414 |
| Prince-Dormand, Runge-Kutta method .....        | 302 |
| printers units .....                            | 413 |
| probability distribution, from histogram .....  | 262 |
| probability distributions, from histograms .... | 262 |
| projection of ntuples .....                     | 276 |
| psi function .....                              | 67  |

## Q

|                                             |     |
|---------------------------------------------|-----|
| QAG quadrature algorithm .....              | 175 |
| QAGI quadrature algorithm .....             | 176 |
| QAGP quadrature algorithm .....             | 176 |
| QAGS quadrature algorithm .....             | 175 |
| QAWC quadrature algorithm .....             | 177 |
| QAWF quadrature algorithm .....             | 180 |
| QAWO quadrature algorithm .....             | 178 |
| QAWS quadrature algorithm .....             | 177 |
| QNG quadrature algorithm .....              | 174 |
| QR decomposition .....                      | 128 |
| QR decomposition with column pivoting ..... | 130 |
| QUADPACK .....                              | 173 |
| quadratic equation, solving .....           | 28  |
| quadrature .....                            | 173 |
| quantile functions .....                    | 202 |
| quasi-random sequences .....                | 199 |

## R

|                                                              |          |
|--------------------------------------------------------------|----------|
| R250 shift-register random number generator ..               | 193      |
| Racah coefficients .....                                     | 44       |
| Radial Mathieu Functions .....                               | 66       |
| radioactivity, units of .....                                | 415      |
| Radix-2 FFT for real data .....                              | 165      |
| Radix-2 FFT, complex data .....                              | 158      |
| rand, BSD random number generator .....                      | 191      |
| rand48 random number generator .....                         | 192      |
| random number distributions .....                            | 202      |
| random number generators .....                               | 183      |
| random sampling from histograms .....                        | 262      |
| RANDU random number generator .....                          | 194      |
| RANF random number generator .....                           | 193      |
| range .....                                                  | 247      |
| range-checking for matrices .....                            | 86       |
| range-checking for vectors .....                             | 77       |
| RANLUX random number generator .....                         | 189      |
| RANLXD random number generator .....                         | 189      |
| RANLXS random number generator .....                         | 189      |
| RANMAR random number generator ....                          | 193, 194 |
| Rayleigh distribution .....                                  | 212      |
| Rayleigh Tail distribution .....                             | 213      |
| real nonsymmetric matrix, eigensystem .....                  | 143      |
| real symmetric matrix, eigensystem .....                     | 142      |
| Reciprocal Gamma function .....                              | 56       |
| rectangular to polar conversion .....                        | 70       |
| recursive stratified sampling, MISER .....                   | 283      |
| reduction of angular variables .....                         | 70       |
| refinement of solutions in linear systems .....              | 128      |
| regression, least squares .....                              | 383      |
| Regular Bessel Functions, Fractional Order ....              | 40       |
| Regular Bessel Functions, Zeros of .....                     | 42       |
| Regular Cylindrical Bessel Functions .....                   | 35       |
| Regular Modified Bessel Functions, Fractional<br>Order ..... | 41       |
| Regular Modified Cylindrical Bessel Functions ..             | 36       |
| Regular Modified Spherical Bessel Functions ...              | 39       |
| Regular Spherical Bessel Functions .....                     | 38       |
| Regulated Gamma function .....                               | 56       |
| relative Pochhammer symbol .....                             | 57       |
| reporting bugs in GSL .....                                  | 3        |
| representations of complex numbers .....                     | 21       |
| resampling from histograms .....                             | 262      |
| residual, in nonlinear systems of equations ...              | 363, 396 |
| reversing a permutation .....                                | 99       |
| RK2, Runge-Kutta method .....                                | 302      |
| RK4, Runge-Kutta method .....                                | 302      |
| RKF45, Runge-Kutta-Fehlberg method .....                     | 302      |
| root finding .....                                           | 337      |
| root finding, bisection algorithm .....                      | 343      |
| root finding, Brent's method .....                           | 343      |
| root finding, caveats .....                                  | 337      |
| root finding, false position algorithm .....                 | 343      |
| root finding, initial guess .....                            | 341      |
| root finding, Newton's method .....                          | 344      |
| root finding, overview .....                                 | 337      |
| root finding, providing a function to solve ....             | 339      |
| root finding, search bounds .....                            | 341      |

|                                                               |          |
|---------------------------------------------------------------|----------|
| root finding, secant method .....                             | 344      |
| root finding, Steffenson's method .....                       | 345      |
| root finding, stopping parameters .....                       | 342, 363 |
| roots .....                                                   | 337      |
| ROTG, Level-1 BLAS .....                                      | 118      |
| rounding mode .....                                           | 421      |
| Runge-Kutta Cash-Karp method .....                            | 302      |
| Runge-Kutta methods, ordinary differential<br>equations ..... | 302      |
| Runge-Kutta Prince-Dormand method .....                       | 302      |

## S

|                                                                   |     |
|-------------------------------------------------------------------|-----|
| safe comparison of floating point numbers .....                   | 19  |
| sampling from histograms .....                                    | 262 |
| SAXPY, Level-1 BLAS .....                                         | 118 |
| SCAL, Level-1 BLAS .....                                          | 118 |
| schedule, cooling .....                                           | 292 |
| $se(q, x)$ , Mathieu function .....                               | 66  |
| secant method for finding roots .....                             | 344 |
| selection function, ntuples .....                                 | 276 |
| series, acceleration .....                                        | 324 |
| shared libraries .....                                            | 5   |
| shell prompt .....                                                | 3   |
| Shi(x) .....                                                      | 53  |
| shift-register random number generator .....                      | 193 |
| Si(x) .....                                                       | 53  |
| sign bit, IEEE format .....                                       | 419 |
| sign of the determinant of a matrix .....                         | 128 |
| simplex algorithm, minimization .....                             | 378 |
| simulated annealing .....                                         | 292 |
| sin, of complex number .....                                      | 24  |
| sine function, special functions .....                            | 69  |
| single precision, IEEE format .....                               | 419 |
| singular functions, numerical integration of ...                  | 177 |
| singular points, specifying positions in quadrature<br>.....      | 176 |
| singular value decomposition .....                                | 132 |
| Skew Levy distribution .....                                      | 216 |
| slope, see numerical derivative .....                             | 317 |
| Sobol sequence .....                                              | 199 |
| solution of linear system by Householder<br>transformations ..... | 138 |
| solution of linear systems, $Ax=b$ .....                          | 127 |
| solving a nonlinear equation .....                                | 337 |
| solving nonlinear systems of equations .....                      | 358 |
| sorting .....                                                     | 109 |
| sorting eigenvalues and eigenvectors .....                        | 149 |
| sorting vector elements .....                                     | 110 |
| source code, reuse in applications .....                          | 10  |
| special functions .....                                           | 32  |
| Spherical Bessel Functions .....                                  | 38  |
| spherical harmonics .....                                         | 61  |
| spherical random variates, 2D .....                               | 226 |
| spherical random variates, 3D .....                               | 226 |
| spherical random variates, N-dimensional ....                     | 226 |
| spline .....                                                      | 310 |
| splines, basis .....                                              | 405 |
| square root of a matrix, Cholesky decomposition<br>.....          | 133 |
| square root of complex number .....                               | 23  |

|                                                   |     |
|---------------------------------------------------|-----|
| standard deviation .....                          | 247 |
| standard deviation, from histogram .....          | 260 |
| standards conformance, ANSI C .....               | 4   |
| Statistical Reference Datasets (StrD) .....       | 392 |
| statistics .....                                  | 247 |
| statistics, from histogram .....                  | 260 |
| steepest descent algorithm, minimization ....     | 378 |
| Steffenson's method for finding roots .....       | 345 |
| stratified sampling in monte carlo integration .. | 281 |
| stride, of vector index .....                     | 76  |
| Student t-distribution .....                      | 222 |
| subdiagonal, of a matrix .....                    | 91  |
| summation, acceleration .....                     | 324 |
| superdiagonal, matrix .....                       | 91  |
| SVD .....                                         | 132 |
| SWAP, Level-1 BLAS .....                          | 117 |
| swapping permutation elements .....               | 99  |
| SYMM, Level-3 BLAS .....                          | 122 |
| symmetric matrix, real, eigensystem .....         | 142 |
| SYMV, Level-2 BLAS .....                          | 120 |
| synchrotron functions .....                       | 68  |
| SYR, Level-2 BLAS .....                           | 121 |
| SYR2, Level-2 BLAS .....                          | 121 |
| SYR2K, Level-3 BLAS .....                         | 124 |
| SYRK, Level-3 BLAS .....                          | 124 |
| systems of equations, nonlinear .....             | 358 |

## T

|                                                      |     |
|------------------------------------------------------|-----|
| t-distribution .....                                 | 222 |
| t-test .....                                         | 247 |
| tangent of complex number .....                      | 24  |
| Tausworthe random number generator .....             | 190 |
| Taylor coefficients, computation of .....            | 57  |
| testing combination for validity .....               | 106 |
| testing permutation for validity .....               | 99  |
| thermal energy, units of .....                       | 414 |
| time units .....                                     | 412 |
| trailing dimension, matrices .....                   | 85  |
| transformation, Householder .....                    | 137 |
| transforms, Hankel .....                             | 335 |
| transforms, wavelet .....                            | 328 |
| transport functions .....                            | 68  |
| traveling salesman problem .....                     | 296 |
| tridiagonal decomposition .....                      | 134 |
| tridiagonal systems .....                            | 138 |
| trigonometric functions .....                        | 69  |
| trigonometric functions of complex numbers ...       | 24  |
| trigonometric integrals .....                        | 53  |
| TRMM, Level-3 BLAS .....                             | 123 |
| TRMV, Level-2 BLAS .....                             | 119 |
| TRSM, Level-3 BLAS .....                             | 123 |
| TRSV, Level-2 BLAS .....                             | 119 |
| TSP .....                                            | 296 |
| TT800 random number generator .....                  | 194 |
| two dimensional Gaussian distribution .....          | 207 |
| two dimensional histograms .....                     | 265 |
| two-sided exponential distribution .....             | 209 |
| Type 1 Gumbel distribution, random variates<br>..... | 228 |

Type 2 Gumbel distribution . . . . . 229

## U

u-transform for series . . . . . 324  
 underflow, IEEE exceptions . . . . . 421  
 uniform distribution . . . . . 218  
 units, conversion of . . . . . 410  
 units, imperial . . . . . 412  
 Unix random number generators, rand . . . . . 191  
 Unix random number generators, rand48 . . . . . 191  
 unnormalized incomplete Gamma function . . . . . 57  
 unweighted linear fits . . . . . 383  
 usage, compiling application programs . . . . . 4

## V

value function, ntuples . . . . . 276  
 Van der Pol oscillator, example . . . . . 305  
 variance . . . . . 247  
 variance, from histogram . . . . . 260  
 variance-covariance matrix, linear fits . . . . . 383  
 VAX random number generator . . . . . 194  
 vector, operations . . . . . 115  
 vector, sorting elements of . . . . . 110

vectors . . . . . 74, 76  
 vectors, initializing . . . . . 78  
 vectors, range-checking . . . . . 77  
 VEGAS monte carlo integration . . . . . 285  
 viscosity, units of . . . . . 415  
 volume units . . . . . 413

## W

W function . . . . . 61  
 warning options . . . . . 427  
 warranty (none) . . . . . 2  
 wavelet transforms . . . . . 328  
 website, developer information . . . . . 3  
 Weibull distribution . . . . . 227  
 weight, units of . . . . . 414  
 weighted linear fits . . . . . 383  
 Wigner coefficients . . . . . 44

## Z

zero finding . . . . . 337  
 zero matrix . . . . . 87  
 zero, IEEE format . . . . . 419  
 Zeros of Regular Bessel Functions . . . . . 42  
 Zeta functions . . . . . 70